City of Richmond

REVISED
Agenda

Community Safety Committee
Electronic Meeting

Anderson Room, City Hall
6911 No. 3 Road

Wednesday, October 14, 2026
4:00 p.m.

Pg. # ITEM

MINUTES

CS-4 ***Motion to adopt the minutes of the meeting of the Community Safety Committee held on September 9, 2026.***

NEXT COMMITTEE MEETING DATE

November 10, 2026, (tentative date) at 4:00 p.m. in the Anderson Room.

LAW AND COMMUNITY SAFETY DIVISION

1. **COMMUNITY BYLAWS MONTHLY ACTIVITY REPORT – AUGUST 2026**
(File Ref. No. 12-8375-02) (REDMS No. 8531644)

CS-8 See Page **CS-8** for full report

Designated Speaker: Mark Corrado

STAFF RECOMMENDATION

That the report titled "Community Bylaws Monthly Activity Report – August 2026", dated September 21, 2026, from the General Manager, Law and Community Safety, be received for information.

REVISED 2. **RICHMOND FIRE-RESCUE MONTHLY ACTIVITY REPORT - AUGUST 2026**
(File Ref. No. 09-5140-01) (REDMS No. 8528818)

CS-15 See Page **CS-15** for full report

Designated Speaker: Fire Chief Jim Wishlove

STAFF RECOMMENDATION

That the report titled "Richmond Fire-Rescue Activity Report – August 2026", dated September 15, 2026, from the General Manager, Law and Community Safety, be received for information.

3. **FIRE CHIEF BRIEFING**
(Verbal Report)

Designated Speaker: Fire Chief Jim Wishlove

4. **RCMP MONTHLY ACTIVITY REPORT – AUGUST 2026**
(File Ref. No. 09-5350-01) (REDMS No. 8517346)

CS-35 See Page **CS-35** for full report

Designated Speaker: Chief Supt. Dave Chauhan

STAFF RECOMMENDATION

That the report titled "RCMP Monthly Activity Report– August 2026", dated September 15, 2026, from the Officer in Charge, be received for information.

Pg. # ITEM

5. **RCMP/OIC BRIEFING**
(Verbal Report)

Designated Speaker: Chief Supt. Dave Chauhan

6. **MANAGER'S REPORT**

ADJOURNMENT

City of Richmond

Minutes

Community Safety Committee

Date:	Wednesday, September 9, 2026
Place:	Anderson Room Richmond City Hall
Present:	Councillor Alexa Loo, Chair Councillor Andy Hobbs Councillor Laura Gillanders Councillor Bill McNulty
Absent:	Councillor Kash Heed
Also Present:	Councillor Carol Day Councillor Michael Wolfe
Call to Order:	The Chair called the meeting to order at 4:40 p.m.

MINUTES

It was moved and seconded
That the minutes of the meeting of the Community Safety Committee held on July 14, 2026, be adopted.

CARRIED

LAW AND COMMUNITY SAFETY DIVISION

1. **COMMUNITY BYLAWS MONTHLY ACTIVITY REPORT - JUNE AND JULY 2026**
(File Ref. No. 12-8375-02) (REDMS No. 8503424)

In response to a query from Committee, staff confirmed that unsightly premises complaints included within the report extend to garbage on streets and other areas not pertaining to a specific address; exceptions may include incidents where road crews notice and proactively remove rubbish without direction.

In response to further Committee questions, staff advised (i) city workers remove objects that are unsafe or obstruct passage on public areas, but may gather evidence to determine the property associated with the nuisance, (ii) water infractions are perpetrated by a variety of individuals and businesses, with over 70% of offenses remedied through consultation, education and prevention, (iii) Public Works department is aware of how many water use permits are issued and monitored for landscaping businesses and golf courses, (iv) community members reporting bylaw offenses are generally not afforded complete anonymity to facilitate follow-up and identification of vexatious complaints; however, it is common practice to withhold their identity from the subject, (v) majority of 62 non-compliant soil activities reported pertain to unauthorized soil depositing which may require lengthy remediation or the involvement the Agricultural Land Commission, and (v) the city encourages water restriction compliance through coordinated education and communication.

It was moved and seconded
That the report titled "Community Bylaws Monthly Activity Report – June and July 2026", dated August 17, 2026, from the General Manager, Law and Community Safety, be received for information.

CARRIED

2. **BUSINESS LICENCE ACTIVITY REPORT - SECOND QUARTER 2026**
(File Ref. No. 12-8375-03) (REDMS No. 8481702)

In response to a query from Committee, staff advised that (i) staff participated in the RCMP investigation related to the sinking of an unlicensed charter boat and related deaths; and (ii) staff rely on a network of businesses and public who report unlicensed businesses in Richmond.

It was moved and seconded
That the report titled "Business Licence Activity Report – Second Quarter 2026", dated July 17, 2026, from the General Manager, Law and Community Safety, be received for information.

CARRIED

3. **RICHMOND FIRE-RESCUE MONTHLY ACTIVITY REPORT - JUNE AND JULY 2026**
(File Ref. No. 09-5140-01) (REDMS No. 8472007)

Discussion ensued with respect to nature of materials that washed into the river while extinguishing a machine fire on Mitchell Road.

In response to queries from Committee, Richmond Fire-Rescue (RFR) staff advised that (i) the fire involved heavy equipment inside the building, and (ii) protocol is now in place in collaboration with the City to prevent wastewater flowing into the river.

Discussion ensued with respect to a homeless encampment fire at No. 5 Road and Westminster Highway. In response to Committee queries, RFR staff advised that (i) it is unknown who will pay the cost of fire extinguishing, cleanup operations, and remediation of the encampment site, (ii) the cause of the fire is unknown, (iii) nearby jet fuel lines are buried six feet deep and were not impacted, and (iv) protocols are in place to respond to fires near the jet fuel lines.

It was moved and seconded
That the report titled "Richmond Fire-Rescue Activity Report – June and July 2026", dated August 14, 2026, from the General Manager, Law and Community Safety, be received for information.

CARRIED

4. FIRE CHIEF BRIEFING
(Verbal Report)

None.

5. RCMP MONTHLY ACTIVITY REPORT - JUNE AND JULY 2026
(File Ref. No. 09-5350-01) (REDMS No. 8450564)

Discussion ensued regarding injuries and hospitalizations due to e-scooter and e-bike accidents among children. It was suggested to add a table describing e-scooter and e-bike traffic infractions to the Richmond RCMP monthly activity report.

In response to Committee queries, the Chief Supt. Chauhan advised (i) e-scooter and e-bike compliance is encouraged through education programs targeting school-age children and their parents, and enforcement of regulations, (ii) fines can be levied and vary according to the type of infraction, (iii) citizens are encouraged to report incidents and infractions to the RCMP, and (iv) RCMP is happy to conduct outreach to concerned citizens, including seniors.

The Committee expressed appreciation for enforcement and education efforts and emphasized the importance of adequate funding for outreach. Further comments were offered on (i) safe pathways, (ii) operation, (iii) parking, and (iv) storage of e-vehicles, as discussed by the Council/School Board Liaison Committee.

It was moved and seconded
That the report titled "RCMP Monthly Activity Report– June and July 2026", dated August 18, 2026, from the Officer in Charge, be received for information.

CARRIED

6. **RCMP/OIC BRIEFING**
(Verbal Report)

Chief Superintendent Chauhan advised that (i) the RCMP Detachment Operations Centre and Emergency Operations Centre at YVR noted no serious issues or concerns throughout the FIFA/Richmond Celebrates Soccer games hosted in the city, (ii) e-scooter and e-bike training efforts will continue, (iii) the Fifth Annual Youth Academy was a success with 24 attendees, and (iv) applications open this autumn to participate in the Sixth Annual Youth Academy in the summer of 2027.

7. **MANAGER'S REPORT**

Retirement of Ed Warzel

It was noted that Ed Warzel, Director of Police Services has retired. Committee thanked Mr. Warzel for his service to the City.

ADJOURNMENT

It was moved and seconded
That the meeting adjourn (5:17 p.m.).

CARRIED

Certified a true and correct copy of the Minutes of the meeting of the Community Safety Committee of the Council of the City of Richmond held on Wednesday, September 9, 2026.

Councillor Alexa Loo
Chair

Renee Frappier
Recording Secretary

City of Richmond

Report to Committee

To:	Community Safety Committee	**Date:**	September 21, 2026
From:	Anthony Capuccinello Iraci General Manager, Law and Community Safety	**File:**	12-8375-02/2025-Vol 01
Re:	**Community Bylaws Monthly Activity Report – August 2026**		

Staff Recommendation

That the report titled "Community Bylaws Monthly Activity Report – August 2026", dated September 21, 2026, from the General Manager, Law and Community Safety, be received for information.

Executive Summary

This Community Bylaws Monthly Activity Report – August 2026 highlights activities, information, and statistics related to calls for service from the Property Use, Parking Enforcement, and Animal Protection units of Community Bylaws.

Staff Report

Origin

This report supports Council's Strategic Plan 2022-2026 Focus Area #3 A Safe and Prepared Community:

> *Community safety and preparedness through effective planning, strategic partnerships and proactive programs.*

Analysis

Property Use Calls for Service

In August 2026, a total of 174 calls for service were opened for investigation, unchanged from the same period in 2025. While overall call volume remained stable, the nature of reported concerns shifted. Vegetation remained the most common complaint, with 25 calls, consistent with previous year. Other recurring concerns includes landscaping, garbage, and construction noise remained within historical seasonal norms.

Depending on the nature of the investigation, staff often liaise with multiple departments and other government agencies to conduct a thorough review of a received complaint. Among 24 potential calls for service categories, Figure 1 highlights the most common calls for service received for Property Use officers to follow up on and investigate.

Figure 1: Property Use Calls for Service - August Year-To-Date Comparison

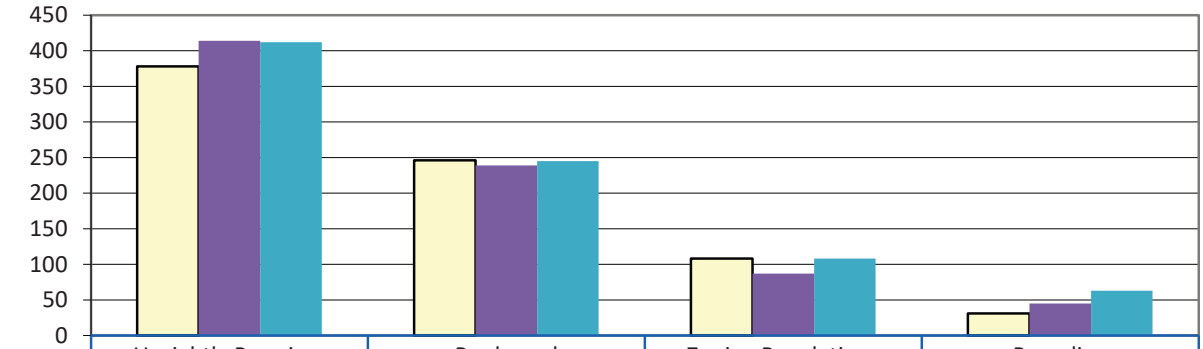

	Unsightly Premises	Boulevard	Zoning Regulations	Recycling
2024	378	246	108	31
2025	414	239	87	45
2026	412	245	108	63

Other Community Bylaws Calls for Service

Figure 2 shows a three-year breakdown of other calls for service that are closely related to Property Use matters.

Figure 2: Other Calls for Service - August Year-To-Date Comparison

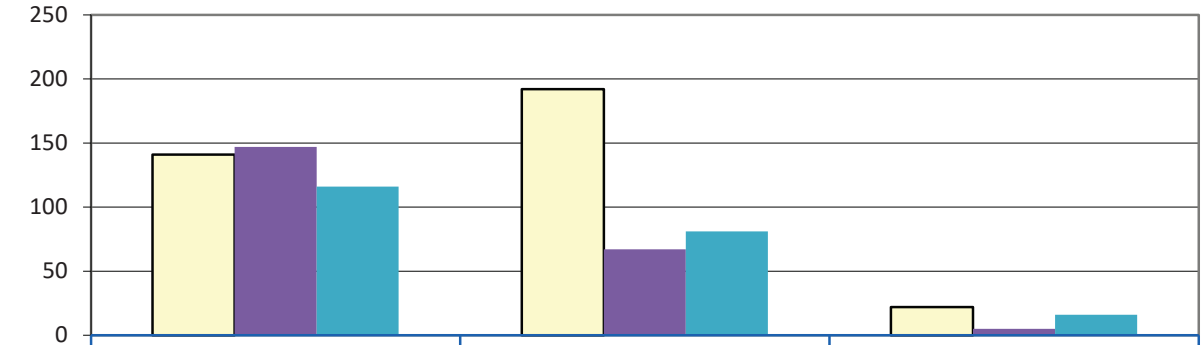

	Noise	Signs	Smoking
2024	141	192	22
2025	147	67	5
2026	116	81	16

Soil Activity

Staff are responsible for responding to public complaints and issues of non-compliance related to unauthorized filling, monitoring permitted soil deposits and removal sites, and inspecting properties that are undergoing remediation to come into compliance with applicable City bylaws. Staff conducted 116 site inspections in the month of August.

Stop Work and/or Removal Orders were issued for the following properties:

- 8711 Sidaway Road
- 9240 No 6 Road
- 9340 No 6 Road
- 11280 Granville Ave
- 19051 Westminster Highway

The following properties are now in compliance:

- 3220 Blundell Road
- 6151 Monteith Road
- 11571 Mitchell Road
- 11911 Montego Street
- 12104 No. 2 Road

As of August 31, 2026, there are approximately 22 soil deposit proposals under various stages of the application process and staff continue to monitor 17 approved sites. Staff are currently addressing approximately 62 properties that are considered non-compliant.

Bylaw Prosecutions

No new bylaw charges were sworn in the month of August.

Parking Enforcement

During August, staff responded to 395 calls for service, representing 10 percent decrease compared to the same period last year (439). The reduction was primarily attributed to fewer safety and obstruction complaints. Safety-related matters accounted for 61 percent of all calls (241 calls), with common concerns including roadway obstructions, blocked driveways, and vehicles parked within restricted distances of fire hydrants.

The decrease in calls for service allowed staff to dedicate more time to proactive patrols and enforcement activities. As a result, parking enforcement revenue increased by 11.7 percent during the reporting period, while the number of parking violations issued increased by 8.3 percent. The increase was driven by focused enforcement in identified priority locations, along with the expanded use of License Plate Reader (LPR) technology in pay parking and time limited parking areas. Pay parking and time-limit violations showed the most notable growth, increasing by approximately 19 percent, or 99 tickets.

Monthly parking enforcement revenue is presented in Figure 3, while Figure 4 illustrates the number of parking violations issued.

Figure 3: Parking Enforcement Revenue Comparison (000's)

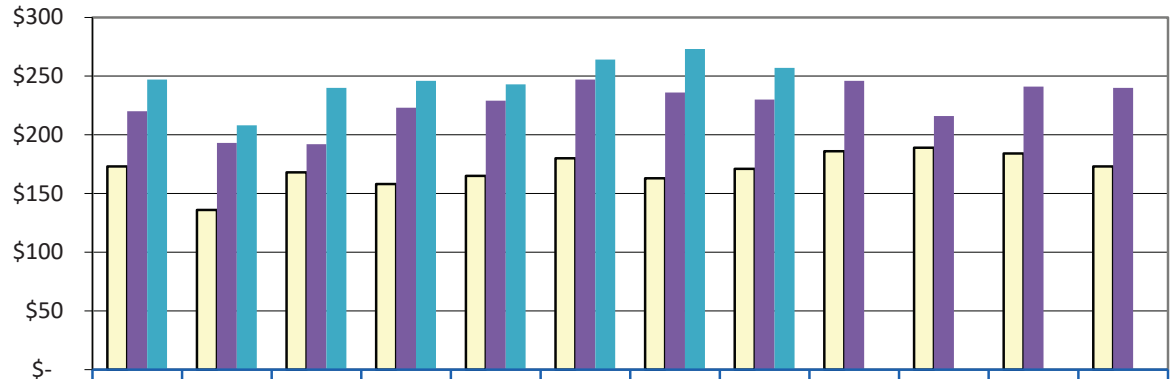

	Jan	Feb	Mar	Apr	May	June	July	Aug	Sept	Oct	Nov	Dec
2024	$173	$136	$168	$158	$165	$180	$163	$171	$186	$189	$184	$173
2025	$220	$193	$192	$223	$229	$247	$236	$230	$246	$216	$241	$240
2026	$247	$208	$240	$246	$243	$264	$273	$257				

Figure 4: Parking Violation Issuance Comparison

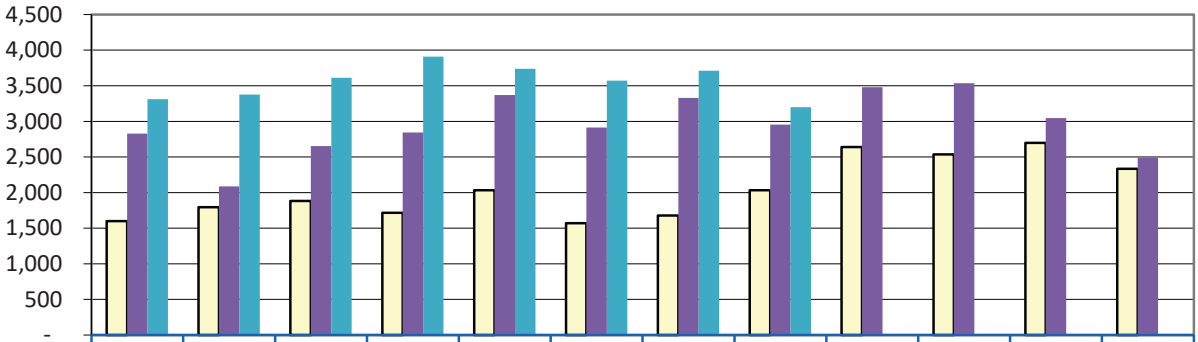

	Jan	Feb	Mar	Apr	May	June	July	Aug	Sept	Oct	Nov	Dec
2024	1,600	1,794	1,882	1,717	2,034	1,570	1,678	2,034	2,640	2,536	2,699	2,335
2025	2,828	2,087	2,653	2,844	3,370	2,913	3,329	2,954	3,480	3,536	3,047	2,491
2026	3,311	3,376	3,613	3,909	3,739	3,572	3,711	3,200				

Animal Protection and Dog Licencing

For the month of August, 52 valid dog licences were issued, including both new applications and renewals. A focused letter and email campaign contributed to notable increase in compliance, with August's activity accounting for 1 percent of the 6,648 licences recorded in the previous year. Year to date, a total of 6,499 dogs has been licensed under the 2026 dog licensing program, achieving 97.7 percent of last year's total. This reflects strong progress in the current licensing cycle and suggests that renewal efforts are continuing to generate positive results. Staff continue to follow up on outstanding accounts that have not yet renewed or provided a status update, with the goal of further improving compliance in the coming months.

In August, BC SPCA Officers responded to 86 calls for service related to animal control and dog licensing violations. Officers also proactively conducted 43 park patrols across various parks, dikes, and school grounds. The most frequently patrolled locations include Steveston Village, Blundell Neighbourhood Park, and Thomas Kidd Elementary. These patrols help address observed issues such as dogs off leash, failure to pick up after pets, and other bylaw-related concerns. In addition to enforcement, patrols also play an important educational role by increasing public awareness and encouraging voluntary compliance with animal control regulations. Continued visibility in high-use public spaces supports both responsible pet ownership and community safety.

Ticketing

Table 1 reflects non-parking related Bylaw ticket issuance for the month of August.

Table 1: Community Bylaw Offences

Ticket Issuance	August	YTD
Animal/Dog Licencing Offences	12	119
Soil Deposit and Removal Offences	10	101
Zoning Offences	8	168
Unsightly Premises Offences	5	52
Sign Offences	5	21
Watering Offences	4	60
Building Regulation Offences	2	79
Noise Offences	2	13
Parks Offences	0	32
Regulation of Material on Highways Offences	0	11
Totals	**48**	**656**

Bylaw Adjudication

No adjudication hearings were scheduled for the month of August. At this time, no hearings are scheduled, as dispute requests are still undergoing validation through the screening process.

Revenue and Expenses

Revenues across Property Use, Parking Enforcement, and Animal Services continue to reflect seasonal activity patterns and targeted enforcement efforts. In Property Use, soil permit applications and volume fees tend to peak in the spring and summer months. Year to date several projects are still in the planning phases with applications in process. In addition, Parking Enforcement revenue remains driven by the City's pay parking program, supported by steady ticketing activity and monthly permits. Animal Services revenue is supported by the dog licensing program, with increased compliance resulting from prior years' proactive account audits and canvassing initiatives.

On the expense side, costs are primarily related to staffing, enforcement activities, and program administration. Seasonal enforcement demands, public education campaigns, and operational requirements for animal care also contribute to fluctuations in expenses throughout the year. Table 2 outlines the net revenue and expenses for property use, parking enforcement and animal protection services.

Table 2: Property Use, Parking and Animal Protection Services Net Revenue and Expenses

		YTD Budget August 2026	YTD Actual August 2026
Property Use	Revenue[1]	$367,562	$174,507
	Expenses[2]	$1,326,694	$1,054,557
	Net Revenue (Expense)	**($959,132)**	**($880,050)**
Parking	Revenue[3]	$1,669,214	$2,077,611
	Expenses[2]	$1,500,756	$1,673,385
	Net Revenue (Expense)	**$168,458**	**$404,226**
Animal Protection	Revenue[4]	$269,120	$270,735
	Expenses[2]	$993,245	$996,209
	Net Revenue (Expense)	**($724,125)**	**($725,474)**

Budgetary Implications

None.

Conclusion

Staff and contracted service providers administer and enforce 41 unique bylaws, covering a diverse range of various regulated community activities and services, notably land use, noise, soil deposit/removal, parking permits and enforcement, unsightly premises and animal protection services. This report provides a summary of departmental activity in August.

Respectfully submitted,

Mark Corrado, Director, Community Bylaws and Licencing

Report Contributors

This report was prepared by Mark Corrado, Director, Community Bylaws and Licencing and reviewed by Finance.

Endorsed by Serena Lusk, CAO

[1] Property Use Revenue is primarily generated from soil permit applications and volume fees, property related bylaw tickets and court fines from bylaw prosecutions.
[2] Property Use, Parking, and Animal Protection Expenses include operating expenses and exclude amortization expense.
[3] Parking Enforcement revenue is largely derived from parking meters, monthly parking permits, and ticketing activity.
[4] Animal Services revenue comes from the dog licencing fees and animal control-related tickets.

8531644

City of Richmond

Report to Committee

To:	Community Safety Committee	**Date:**	September 15, 2026
From:	Anthony Capuccinello Iraci General Manager, Law and Community Safety	**File:**	09-5140-01/2025-Vol 01
Re:	**Richmond Fire-Rescue Monthly Activity Report – August 2026**		

Staff Recommendation

That the report titled "Richmond Fire-Rescue Activity Report – August 2026", dated September 15, 2026, from the General Manager, Law and Community Safety, be received for information.

Executive Summary

This report highlights activities, information, and statistics related to calls for service in the community and Richmond Fire-Rescue's community safety and prevention initiatives in August 2026.

Staff Report

Origin

This report supports Council's Strategic Plan 2022-2026 Focus Area #3 A Safe and Prepared Community:

> *Community safety and preparedness through effective planning, strategic partnerships and proactive programs.*

Analysis

Significant Events

Richmond Fire-Rescue (RFR) emergency response crews minimized harm, limited damage and stopped fire spread beyond the point of origin, and performed life-saving interventions in these notable August 2026 incidents[1]:

Structure Fire on Patterson Road - Shed

On August 1, RFR emergency crews responded to a structure fire on Patterson Road. The first-in apparatus found a fire in a large shed adjacent to a garage. RFR crews performed defensive operations and quickly extinguished the fire. The fire was confined to the large shed with some minor extension into a nearby garage. The area was secured and a Fire Investigator attended to identify the cause and origin of the fire.

Structure Fire on Patterson Road - Unit

On August 15, RFR emergency crews responded to a structure fire on Patterson Road. The first-in apparatus responded to large amounts of white smoke coming from one of the units. RFR crews performed defensive operations and quickly extinguished the fire. The sprinkler system had activated inside of the suite. RFR crews set up air monitoring systems. A Fire Investigator attended to identify the cause and origin of the fire.

High Voltage Power Line Damage – Knight Street Bridge

On August 24, RFR emergency crews responded to a report of a high voltage power line on the underside of the bridge that had been cut. One individual was taken to hospital with unknown injuries. RCMP and Hydro attended the scene. The Coast Guard also attended to search for possible victims in the water. Due to the electrical danger, RFR crews requested Works Yard personnel barricade the pedestrian entrances to the bridge. Vehicle traffic was able to use the bridge. BC Hydro reported the power outage affected approximately 437 customers on Mitchell Island and along SW Marine Drive in Vancouver for a short period of time.

[1] Unless otherwise noted, no injuries were reported by the public or RFR personnel in the listed incidents.

Emergency Response

Table 1 provides incident data and comparisons for August 2025 and August 2026. In August 2026, there were 1,095 reported incidents of all types, representing an overall decrease of 1 per cent compared to the previous year.

Table 1: Total Incidents - August 2026

	Incident Totals August (2026)	Incident Totals August (2025)	Number Change from August 2025 to 2026	Percentage Change from August 2025 to 2026	5 Year Average for August
Active Alarm	151	171	-20	-12	169
Explosion	0	0	0	0	1
Fire	58	56	+2	+4	59
Hazardous Materials	7	7	0	0	9
Medical	568	556	+12	+2	567
Motor Vehicle Incident	86	65	+21	+32	79
Public Hazard	8	14	-6	-43	10
Public Service	111	104	+7	+7	107
Response Cancelled/Unfounded	102	118	-16	-14	89
Specialized Transport	4	6	-2	-33	3
Technical Rescue	0	1	-1	-100	-
Total	1,095	1,098	-3	0	1,093

The average time on scene for emergency response crews in August 2026 was 27 minutes per event, the average time on scene in August 2025 was 29 minutes. The time spent on the scene can vary due to the complexity and severity of each incident.

In August 2026, 58 fire incidents were reported to the BC Office of the Fire Commissioner, up from 56 in August 2025. The average number of fires reported each August over the last five years is 59.

Fire damage and property losses during August 2026 are estimated at $7,793,261. The total building/asset and content value at risk is estimated at $644,872,460, and the total value preserved from damage is $637,079,199. These numbers translate to 99 per cent of the value protected (Table 2).

Table 2: Fire Incidents By Type and Loss Estimates - August 2026						
Incident Type Breakdown	**Incident Volume**	**Estimated Building/ Asset Value ($)**	**Estimated Building/ Asset Loss ($)**	**Estimated Content Value ($)**	**Estimated Content Loss ($)**	**Estimated Total Value Preserved ($)**
Single Family Residence	2	35,000	35,000	24,495	-	24,495
Multi-Family Residence	5	617,482,800	7,565,030	110,000	-	610,027,770
Commercial	3	16,002,770	110,250	11,201,939	77,275	27,017,184
Outdoor	42	15,456	5,706	-	-	9,750
Vehicle/Vessel	5	-	-	-	-	-
Totals[2]	**57**	**633,536,026**	**7,715,986**	**11,336,434**	**77,275**	**637,079,199**

RFR Public Outreach & Education

During August, RFR staff conducted the following public outreach and education activities:

- August 1 – Participated in the South Arm Play Days event in collaboration with City of Richmond's Neighbourhood Play Days. The Big Rig attended for the public to explore and learn about fire and life safety education. There were approximately 100 attendees.

- August 8 – Participated in the Family Place community event for families who access Family Place programming for children 0-6 years of age. The Big Rig was set up and staff provided fire and life safety education for approximately 200 attendees.

- August 15 – Participated in the Garlic Festival community event. Staff set up an information booth to engage and discuss fire and life safety in the community, with over 2,000 attendees.

- August 19 – In collaboration with RCMP and BC Emergency Health Servies, RFR attended First Responders Day to provide children aged 5 to 12 about the roles in the community as first responders. Approximately 160 children attended.

- August 20 – Provided a fire hall tour and fire and life safety education to a group of newcomers to Canada along with the staff from SUCCESS Richmond Service Centre

- August 21 – Participated in the Cambie Carnival community event with Big Rig for the public to explore and learn about fire and life safety education. There were approximately 600 attendees.

[2] The dollar losses shown in this table are preliminary estimates. They are derived from RFR's record management system and are subject to change due to delays in reporting and confirmation of actual losses from private insurance agencies (as available). Values under a threshold limit of $1,000 will not be noted in the table.

- August 22/23 – Participated in the Maritime Festival providing fire and life safety information as well as attendance of the Big Rig vehicle. Connected with more than 10,000 attendees and answered questions the public had about fire and life safety.

- August 27 – Facilitated a Fire Hall tour to a group of new Canadians ranging in ages 14-17 who will be entering high school in September and provided education about fire and life safety in the community.

- August 29 - Participated in the South Arm Play Days event in collaboration with City of Richmond's Neighbourhood Play Days. The Big Rig attended for the public to explore and learn about fire and life safety education. There were approximately 150 attendees.

Emergency Programs

Emergency Programs (EP) staff participated in the following engagement activities in August:

- August 3-8 – Supported the Fraser Valley Regional District's Emergency Operations Centre. Emergency Programs deployed two staff members to Chilliwack to support staffing the Reception Centre at Shxwha:y Village. During the month of August, the Reception Centre was also supporting residents that had been displaced from a 36-unit apartment building due to fire.

- August 9 – Attended the Richmond Oval Community Day and provided an information booth. There were more than 400 visitors who came to the booth to participate in the "Map Your Preparedness" activity and learn more about being prepared for an emergency.

- August 19 –Attended the Brighouse branch of Richmond Public Library to provide an emergency preparedness presentation to 20 attendees from Senior Link Society. The presentation covered the 5 steps to household/individual emergency preparedness with additional information about extreme heat safety and earthquakes. The attendees had the opportunity to look through a sample grab-and-go bag.

- August 22/23 – Supported the annual Richmond Maritime Festival by providing 75 radios through the Emergency Program's radio loan program along with, including 12 Radios for the Green Team.

Budgetary Implications

Richmond Fire-Rescue continues to monitor all budget implications to ensure fiscal responsibility and oversight.

Conclusion

During August 2026, RFR experienced a decrease in calls for service. RFR continues to monitor activities to identify and develop public outreach programs that respond to emerging trends and opportunities and promote effective prevention behaviors.

Respectfully submitted,

Jim Wishlove, Fire Chief, Richmond Fire-Rescue

Report Contributors

This report was prepared by Grant Wyenberg, Acting Fire Chief and reviewed by Community Safety Administration.

Endorsed by Serena Lusk, CAO

Att. 1 – Emergency Response Activity for August 2026

Emergency Response Activity for August 2026

Incident Volumes

The following chart provides a month-to-month comparison of incidents occurring in August 2025 and 2026. In August 2026, there were 1,095 total incidents, compared to 1,098 in August 2025. This represents a decrease of 0.3 per cent between last year and 2026.

Table 3: August 2025 & August 2026 Incident Volumes

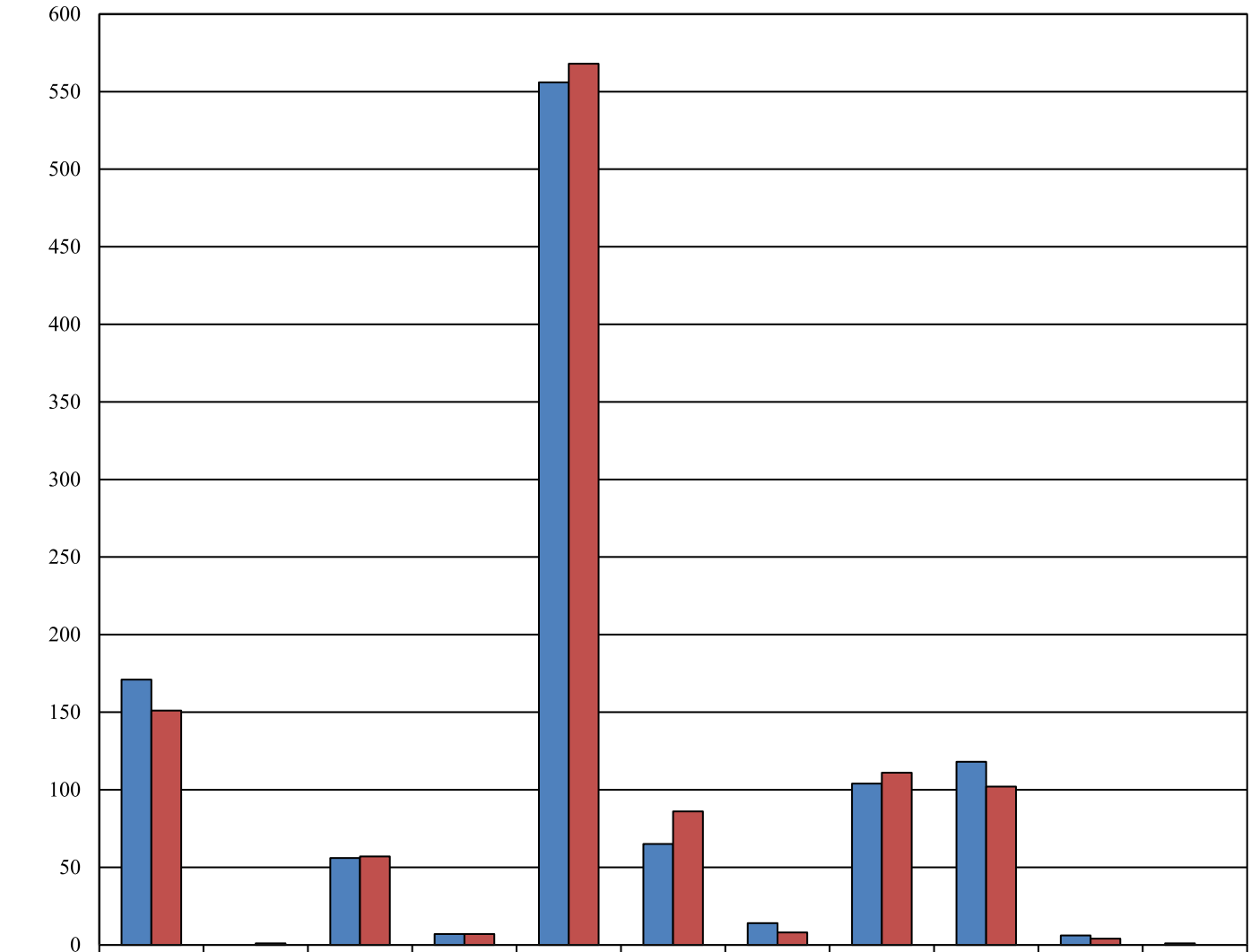

	Alarm Activated	Explosion	Fire	Haz Mat	Medical	Motor Vehicle Incident	Public Hazard	Public Service	Response Cancelled	Specialized Transport	Tech Rescue
Aug-25	171	0	56	7	556	65	14	104	118	6	1
Aug-26	151	1	57	7	568	86	8	111	102	4	0

***Incident** Type Legend:*
HazMat: includes fuel or vapour; spills, leaks, or containment
Medical includes cardiac arrest, emergency response, home or industrial accidents
Public Hazard includes object removal or power lines down
Public Service includes assisting the public, ambulance or police, locked in/out, special events, trapped in an elevator, and water removal.

First Responder Totals

Medical first-responder incidents accounted for 52 per cent of the total emergency responses from RFR during August 2026. A detailed breakdown of medical incidents for August 2025 and 2026, by sub-type, is set out in the following table. There were 568 medical incidents in August 2026 compared to 556 in August 2025, an increase of 2 per cent.

Table 4a: August 2025 & August 2026 Medical Calls by Type

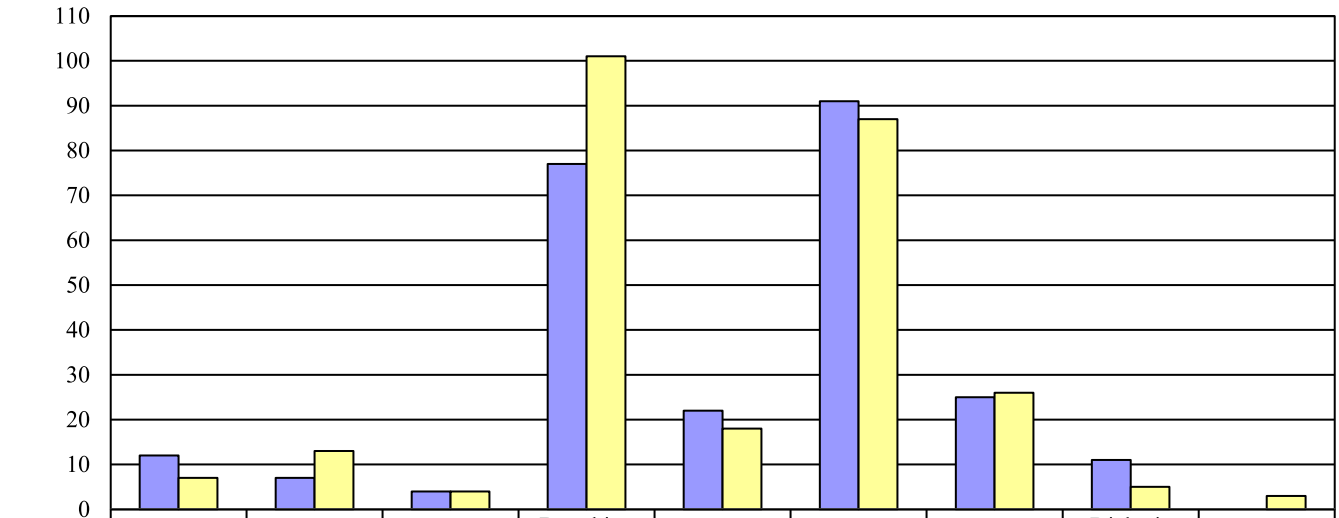

	Abdominal	Allergy	Assault	Breathing Problems	Cardiac	Chest Pain	Convulsions	Diabetic Issues	Drowning
Aug-25	12	7	4	77	22	91	25	11	0
Aug-26	7	13	4	101	18	87	26	5	3

Table 4b: August 2025 & August 2026 Medical Calls by Type

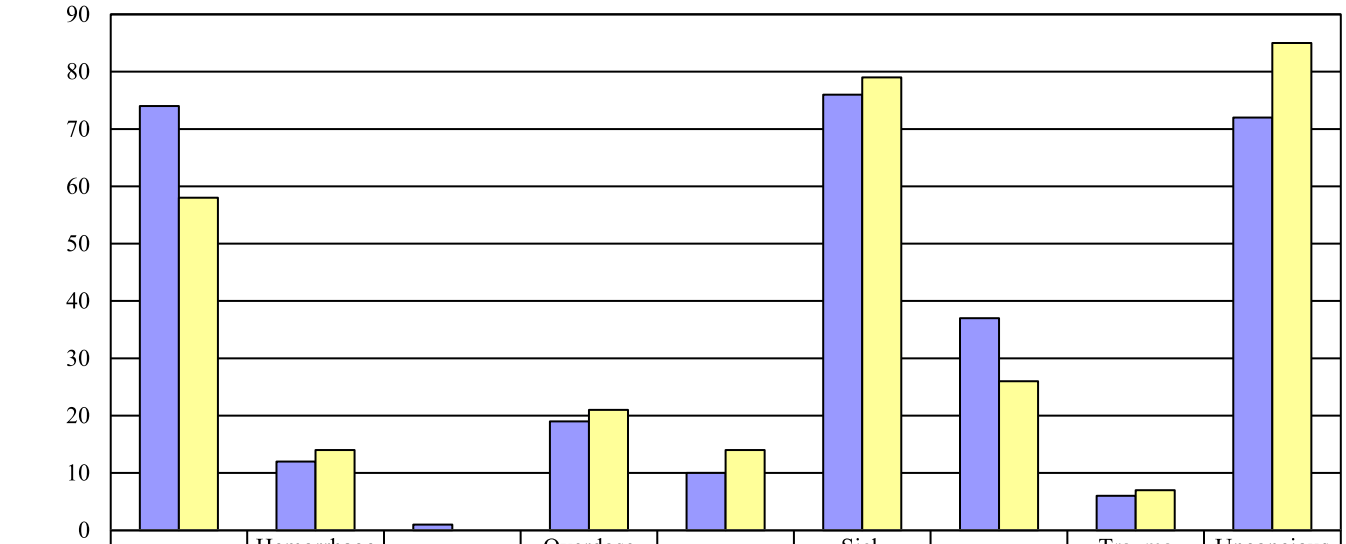

	Falls	Hemorrhage Lacerations	Maternity	Overdose Poisoning	Psychiatric	Sick (Unknown)	Stroke	Trauma Burns	Unconcious Fainting
Aug-25	74	12	1	19	10	76	37	6	72
Aug-26	58	14	0	21	14	79	26	7	85

Overdose / Poisoning

The following tables provide a breakdown of the overdose/poisoning incident volume by month for 2025 and 2026. The tables include Opioid and Other overdose incidents (other incidents include alcohol, medications, unknown or refusal of treatment, and other drug types).

During August 2026, RFR staff administered two doses of Naloxone.

Table 4c: Overdose / Poisoning Incidents by Type – August 2026													
Year	**Type**	**Jan**	**Feb**	**Mar**	**Apr**	**May**	**Jun**	**Jul**	**Aug**	**Sep**	**Oct**	**Nov**	**Dec**
2025	Opioid	11	7	14	6	6	2	7	1	0	7	8	9
	Other	18	19	20	19	17	9	20	18	12	26	19	22
2026	Opioid	5	2	3	3	9	4	4	4	-	-	-	-
	Other	19	10	23	14	25	20	20	17	-	-	-	-

Table 4d: 2025 & 2026 Overdose / Poisoning Incident Types

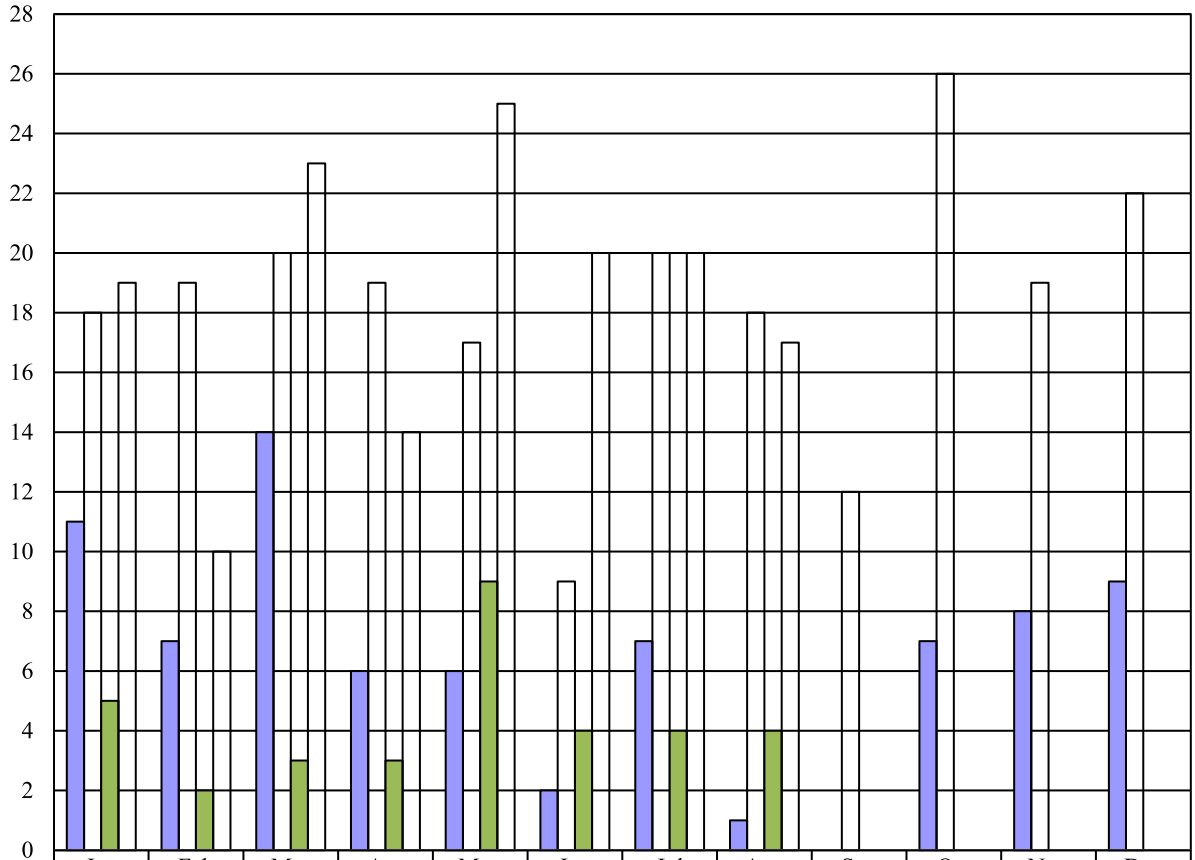

	Jan	Feb	Mar	Apr	May	Jun	Jul	Aug	Sep	Oct	Nov	Dec
2025 - Opioid	11	7	14	6	6	2	7	1	0	7	8	9
2025 - Other	18	19	20	19	17	9	20	18	12	26	19	22
2026 - Opioid	5	2	3	3	9	4	4	4				
2026 - Other	19	10	23	14	25	20	20	17				

Fire Investigations

The fire investigation statistics for August 2026 are listed below:

Table 5: Total Fire Investigation Statistics – August 2026			
	Incendiary	**Accidental**	**Undetermined**
Residential - Single-family Residential - Multi-family	- -	1 4	1 1
Commercial/Industrial	1	2	-
Outdoor	3	35	4
Vehicle	-	2	3
Totals	**4**	**44**	**9**

Richmond Fire-Rescue investigators report all suspicious fires to the RCMP, while working with the RCMP to address potential risks to the community and coordinate appropriate fire investigations.

Hazardous Materials

Table 6: Hazardous Materials Incidents by Type – August 2026	
	Details
Flammable / Combustible Liquids	1
Gases (Natural / Propane)	6
Totals	**7**

The following charts provide year-to-year comparisons of total incident volumes for fires, medical, motor vehicle, and overdose/poisoning incidents in August, including year averages from 2017 to 2026.

Table 7a: Total Fire Calls for Service in August and year averages from 2017 to 2026

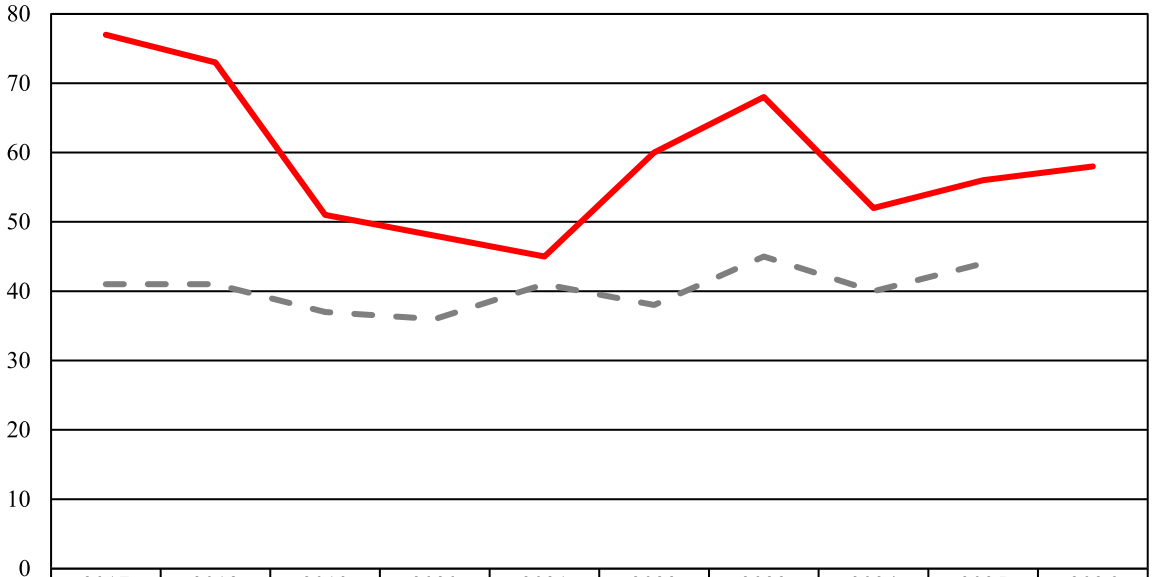

	2017	2018	2019	2020	2021	2022	2023	2024	2025	2026
Fire	77	73	51	48	45	60	68	52	56	58
Yr Average	41	41	37	36	41	38	45	40	44	

Table 7b: Total Medical Calls for Service in August and year averages from 2017 to 2026

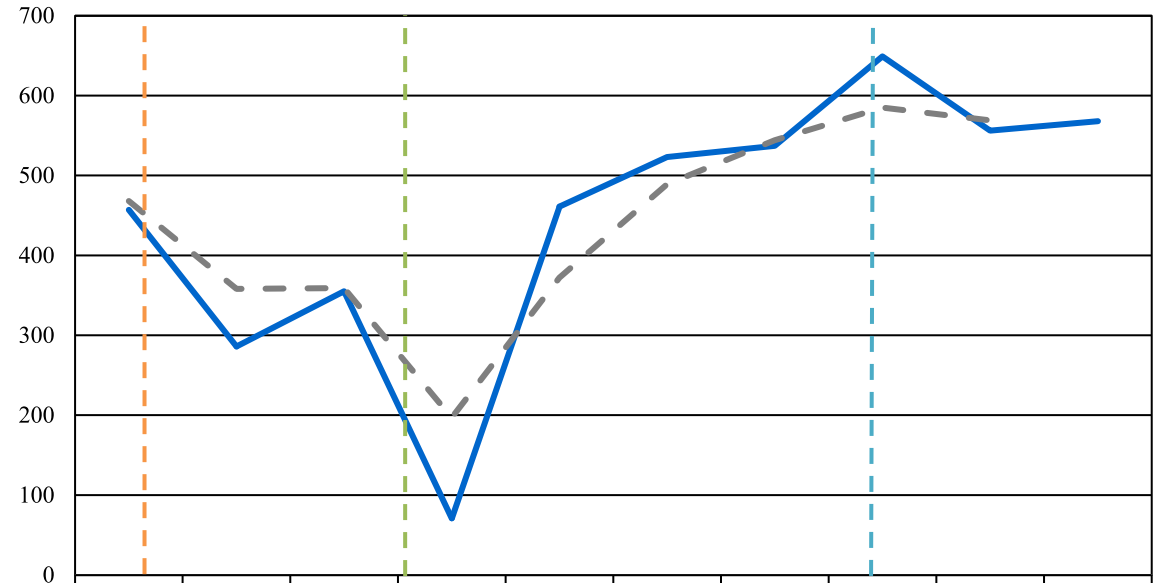

	2017	2018	2019	2020	2021	2022	2023	2024	2025	2026
Medical	457	286	355	71	461	523	537	649	556	568
Yr Average	468	358	359	197	372	489	544	585	569	

Changes to BC Emergency Health Services Clinical Response Model dispatch system (2017-2018)

Start of COVID-19 Pandemic

July 26, 2024 - Provincial Health Officer ended public health emergency for COVID-19

8528818

Table 7c: Total Motor Vehicle Incidents (MVI) Calls for Service in August and year averages from 2017 to 2026

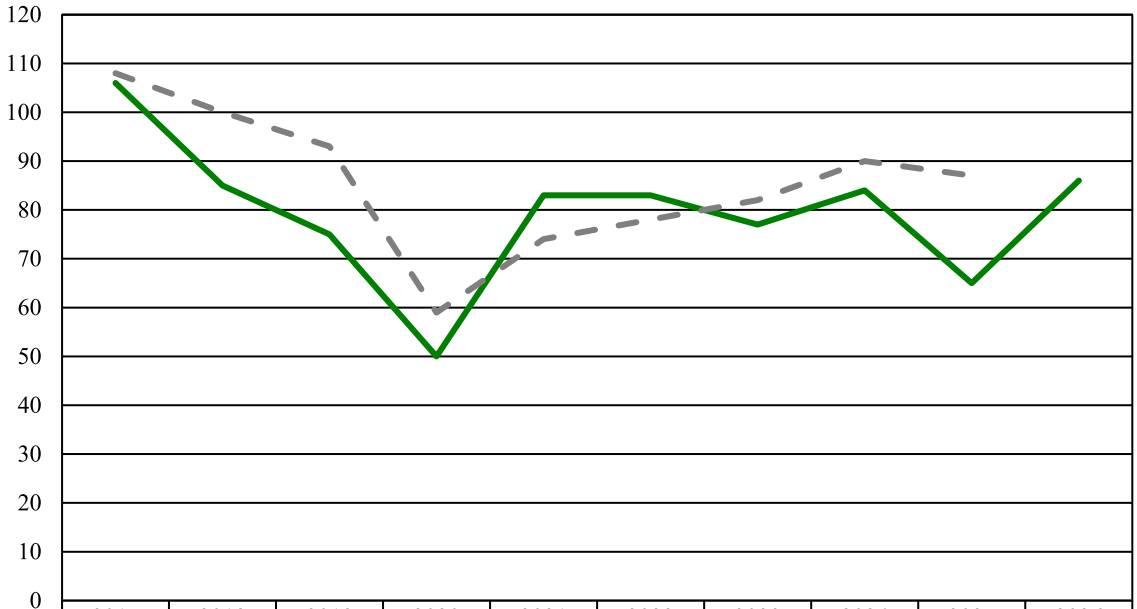

	2017	2018	2019	2020	2021	2022	2023	2024	2025	2026
MVIs	106	85	75	50	83	83	77	84	65	86
Yr Average	108	100	93	59	74	78	82	90	87	

Table 7d: Total Overdose/Poisoning(ODP) Calls for Service in August and year averages from 2017 to 2026

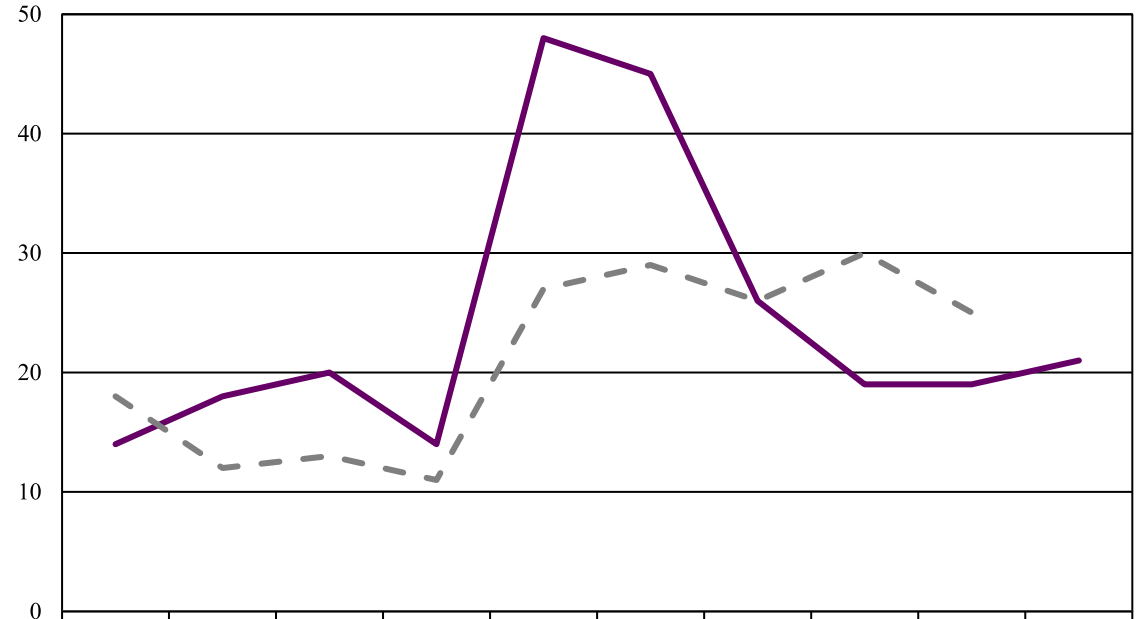

	2017	2018	2019	2020	2021	2022	2023	2024	2025	2026
ODP	14	18	20	14	48	45	26	19	19	21
Yr Average	18	12	13	11	27	29	26	30	25	

8528818

Figure 1a: Location of reportable fire incidents attended in August 2026 (total 57)

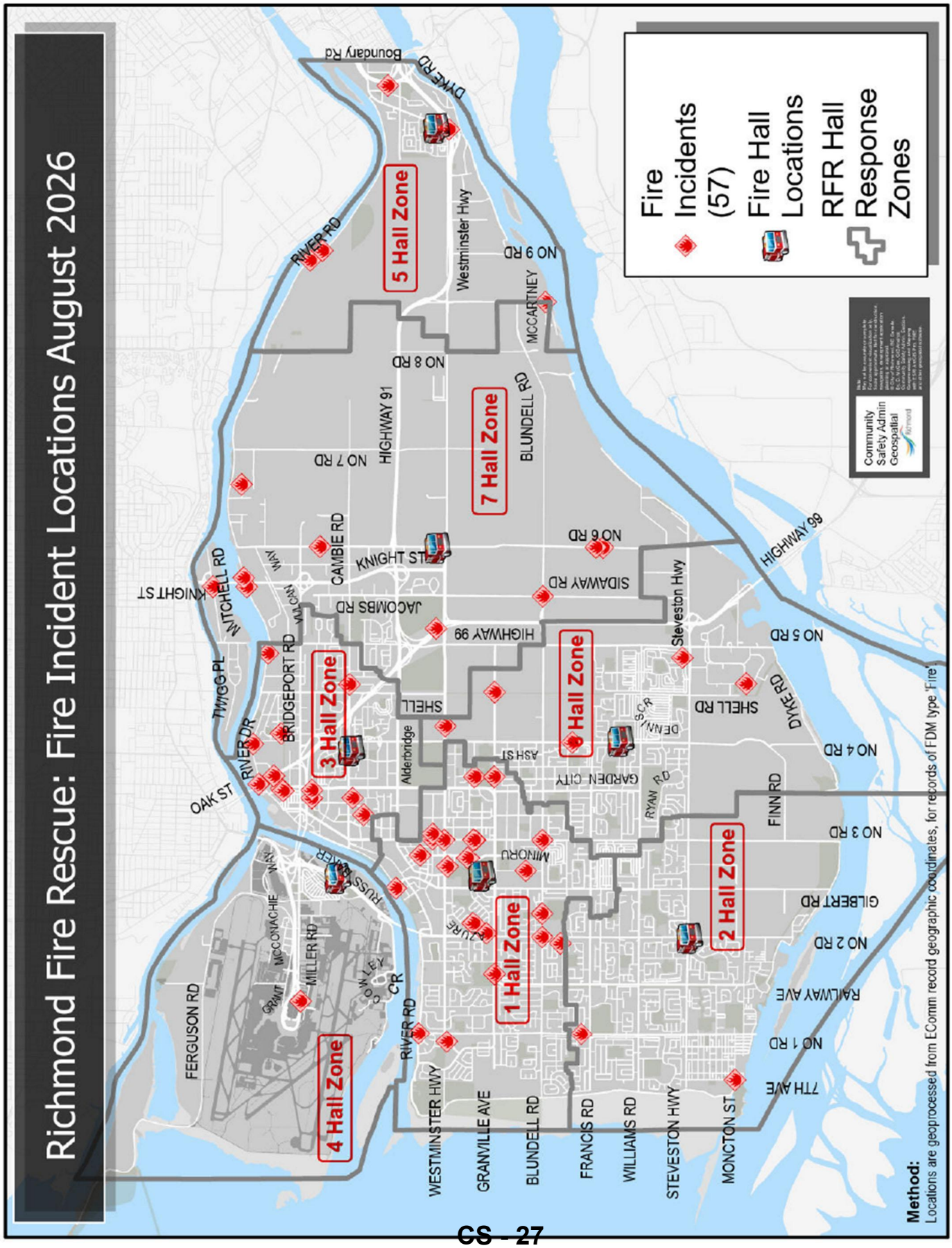

Figure 1b: Density of reportable fire incidents attended in August 2026 (total 57)

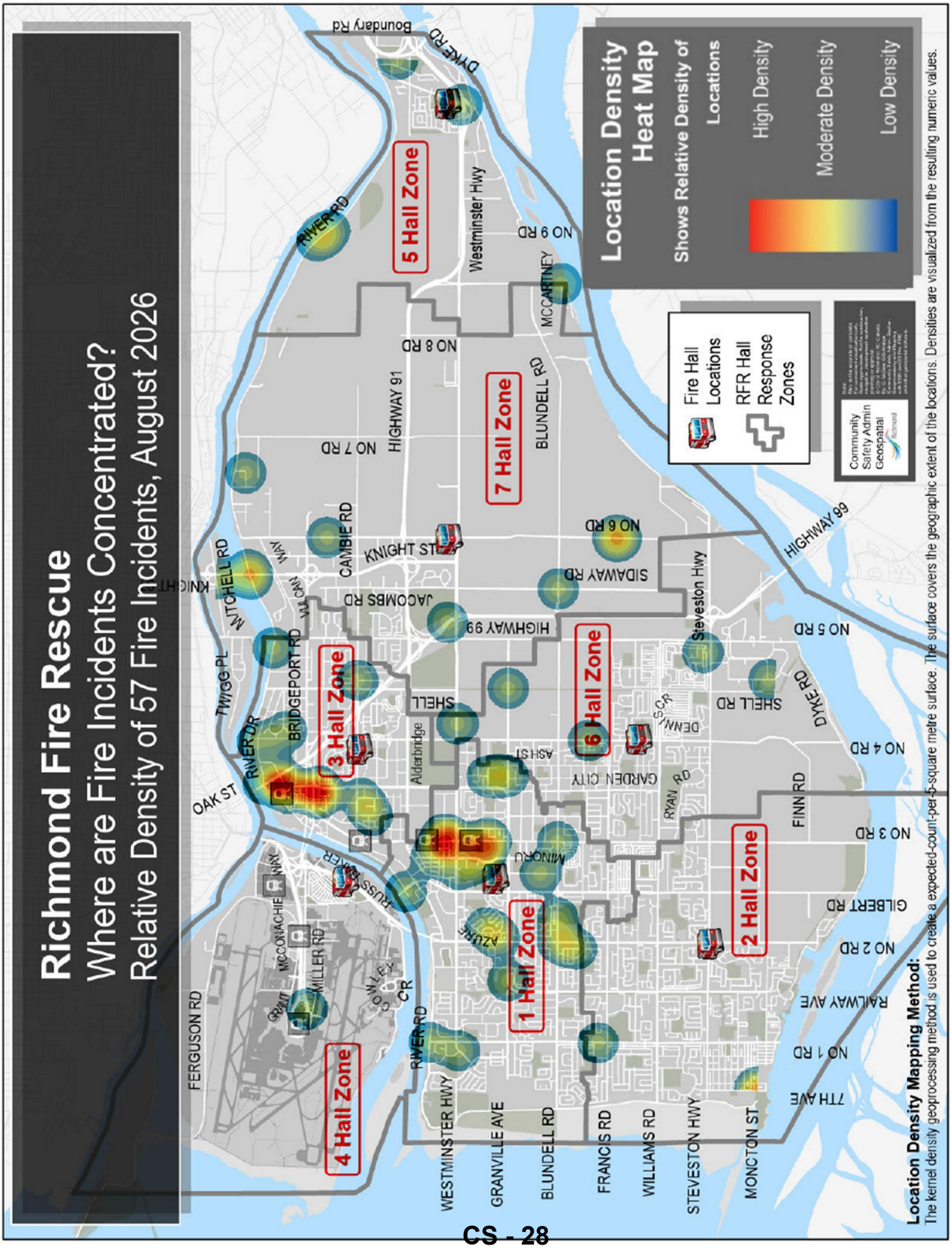

Figure 2a: Location of reportable medical incidents attended in August 2026 (total 568)

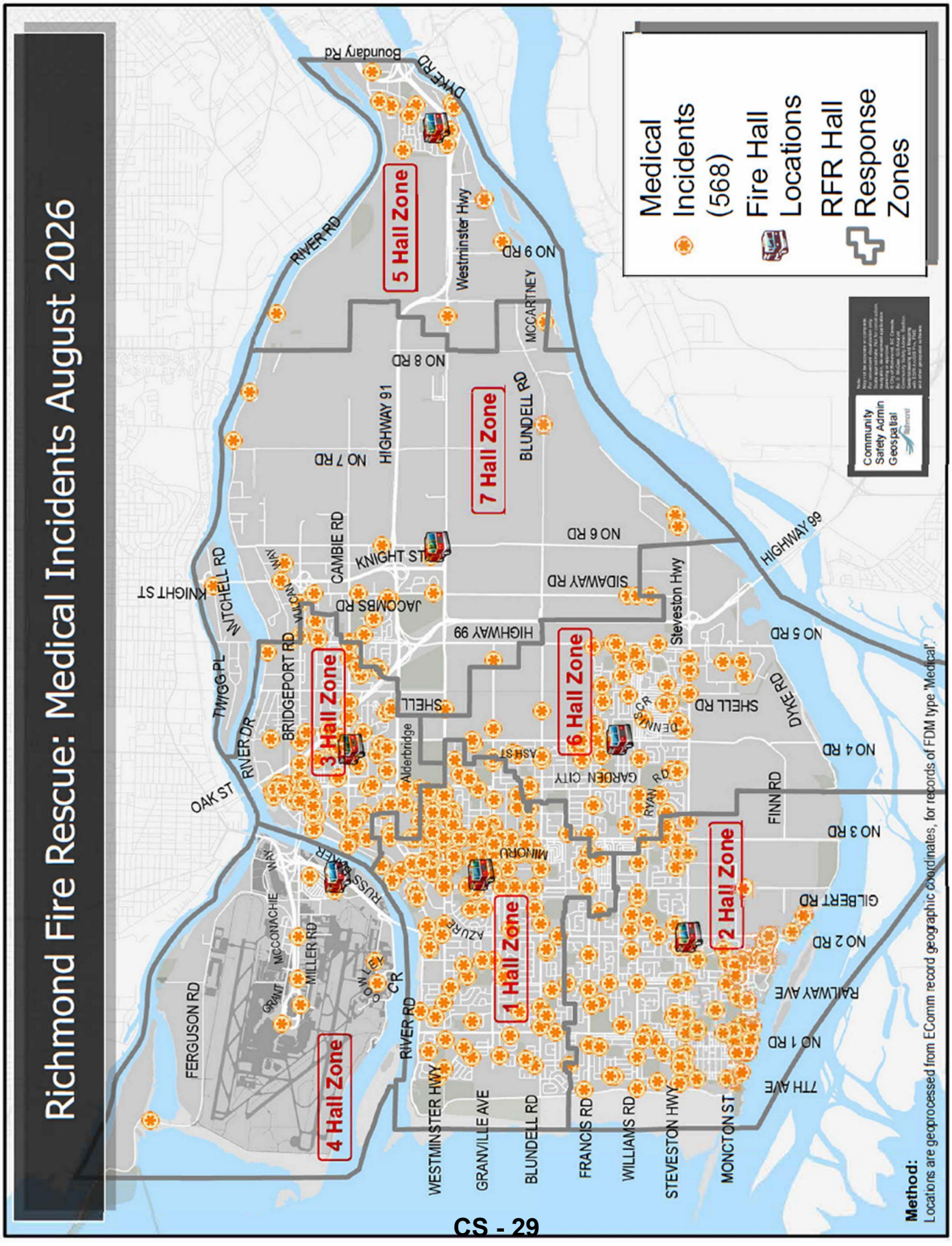

Figure 2b: Density of reportable medical incidents attended in August 2026 (total 568)

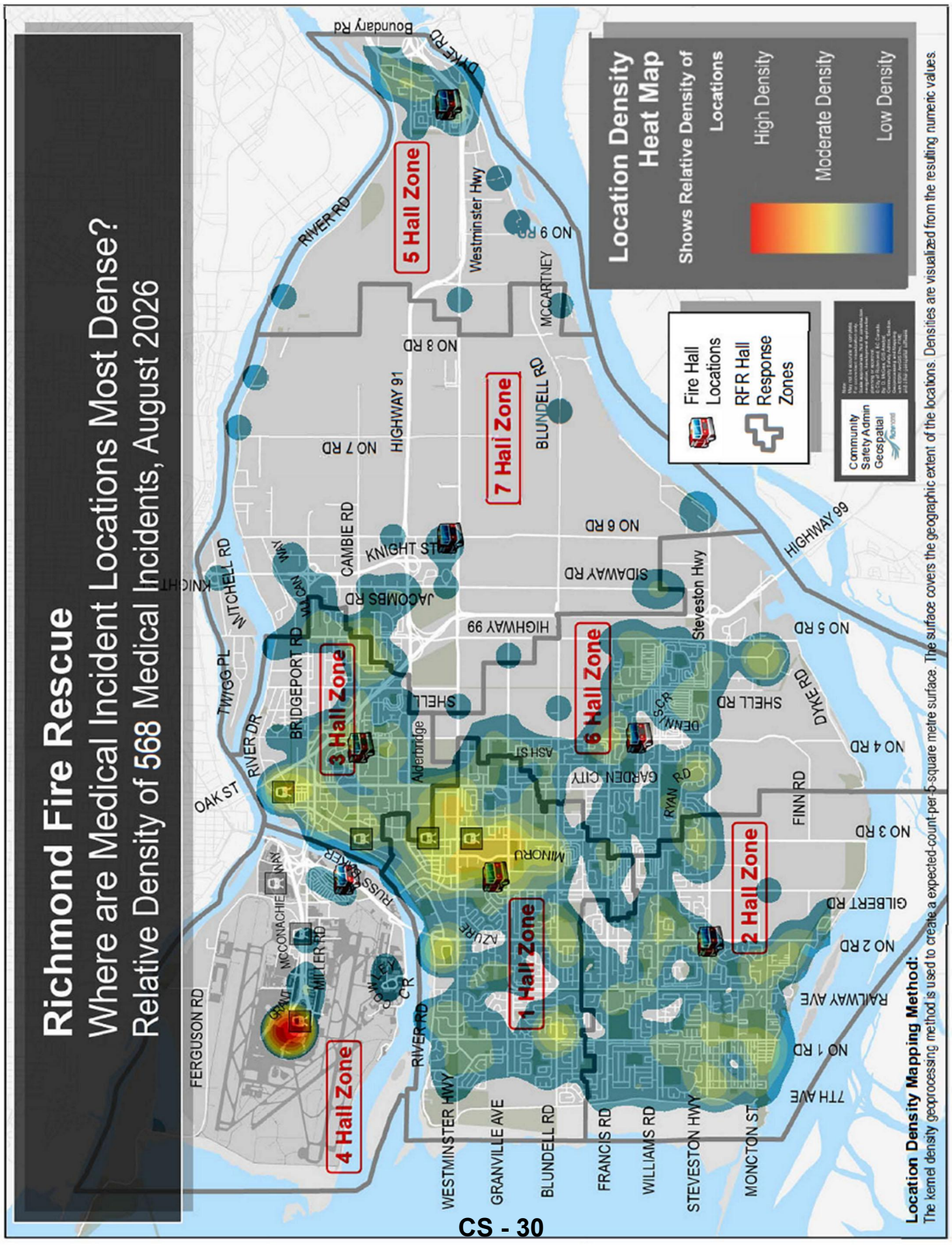

Figure 3a: Location of reportable motor vehicle incidents (MVIs) attended in August 2026 (total 86)

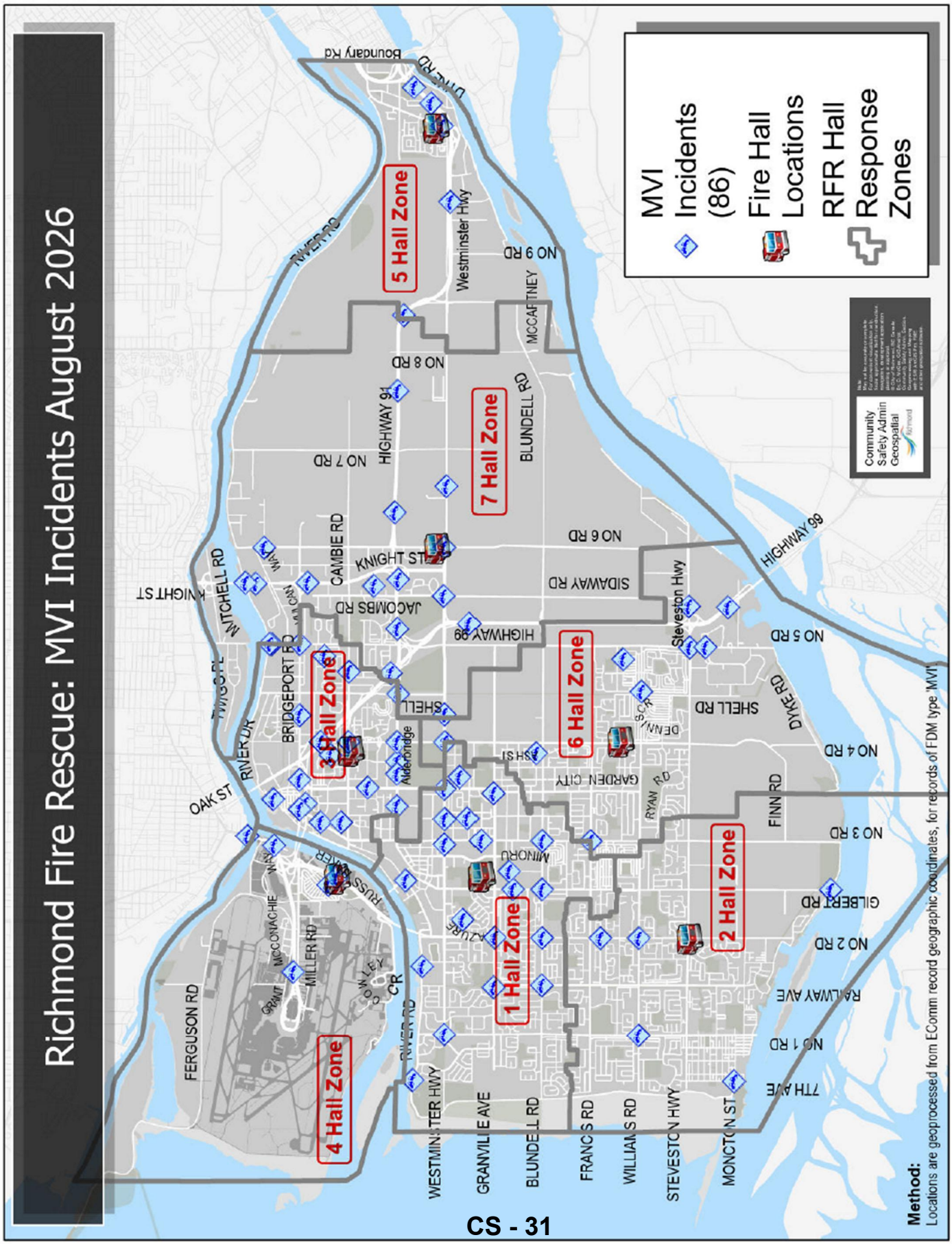

Figure 3b: Density of reportable motor vehicle incidents (MVIs) attended in August 2026 (total 86)

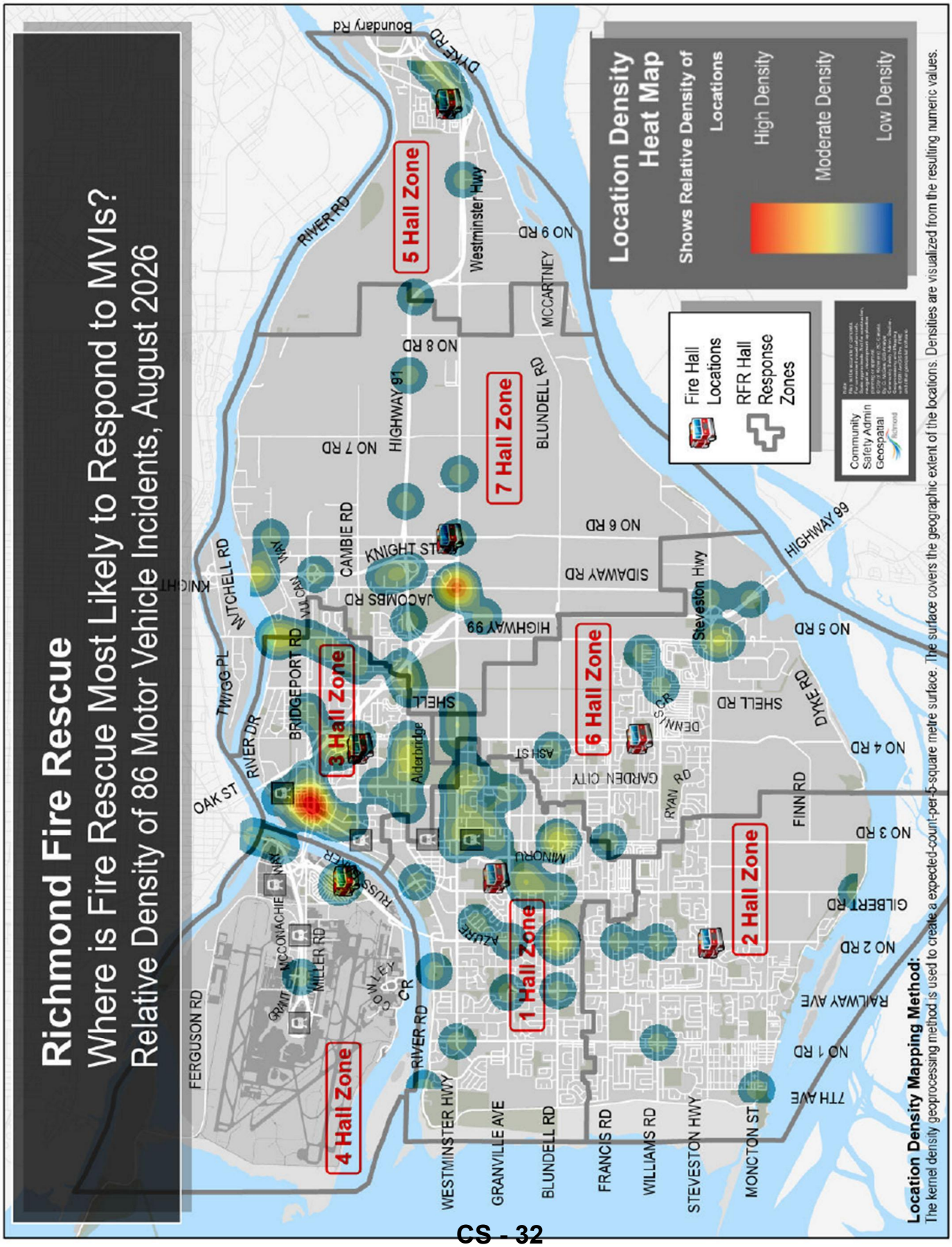

Figure 4a: Location of reportable overdose/poisoning incidents attended in August 2026 (total 21)

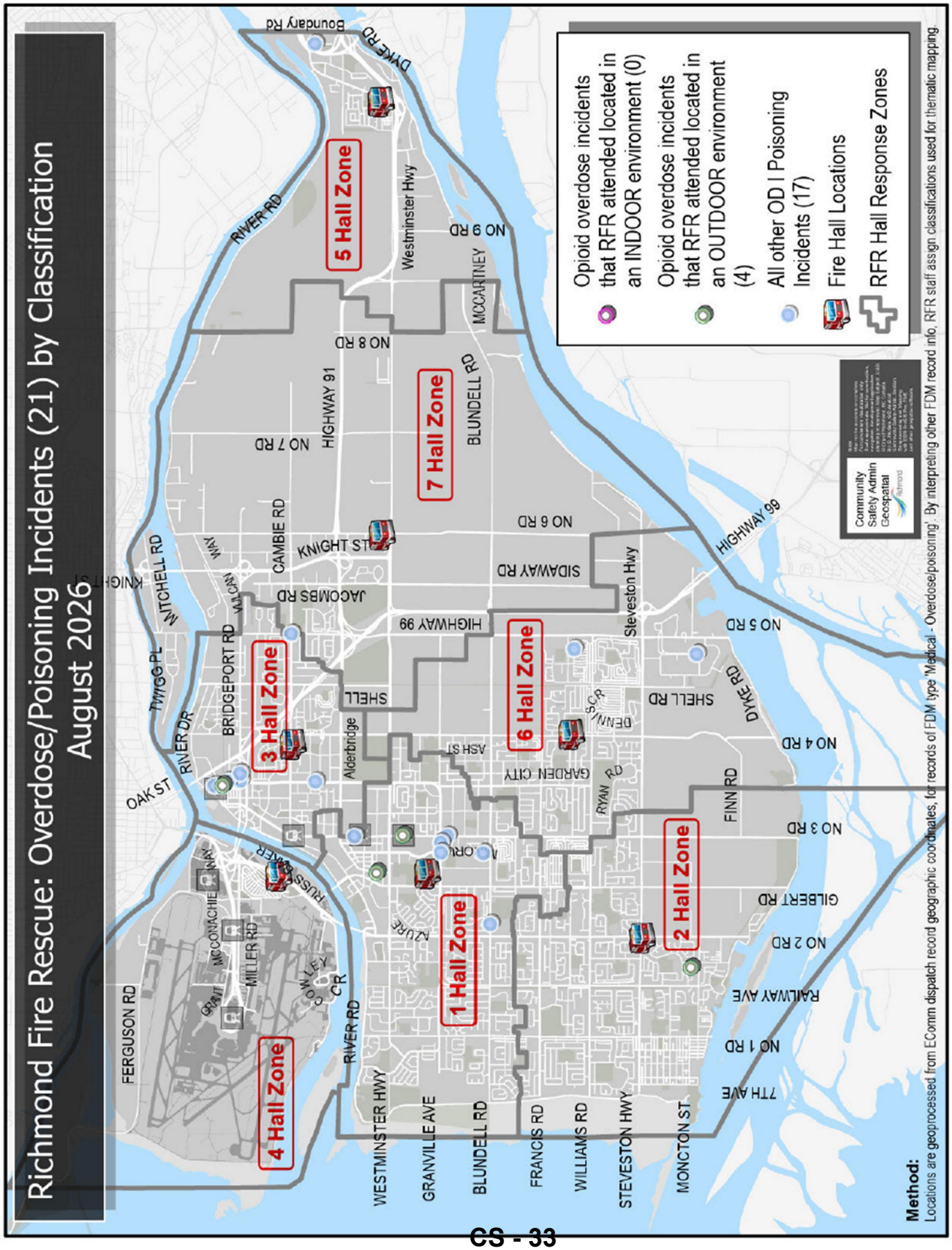

Figure 4b: Density of reportable overdose/poisoning incidents attended in August 2026 (total 21)

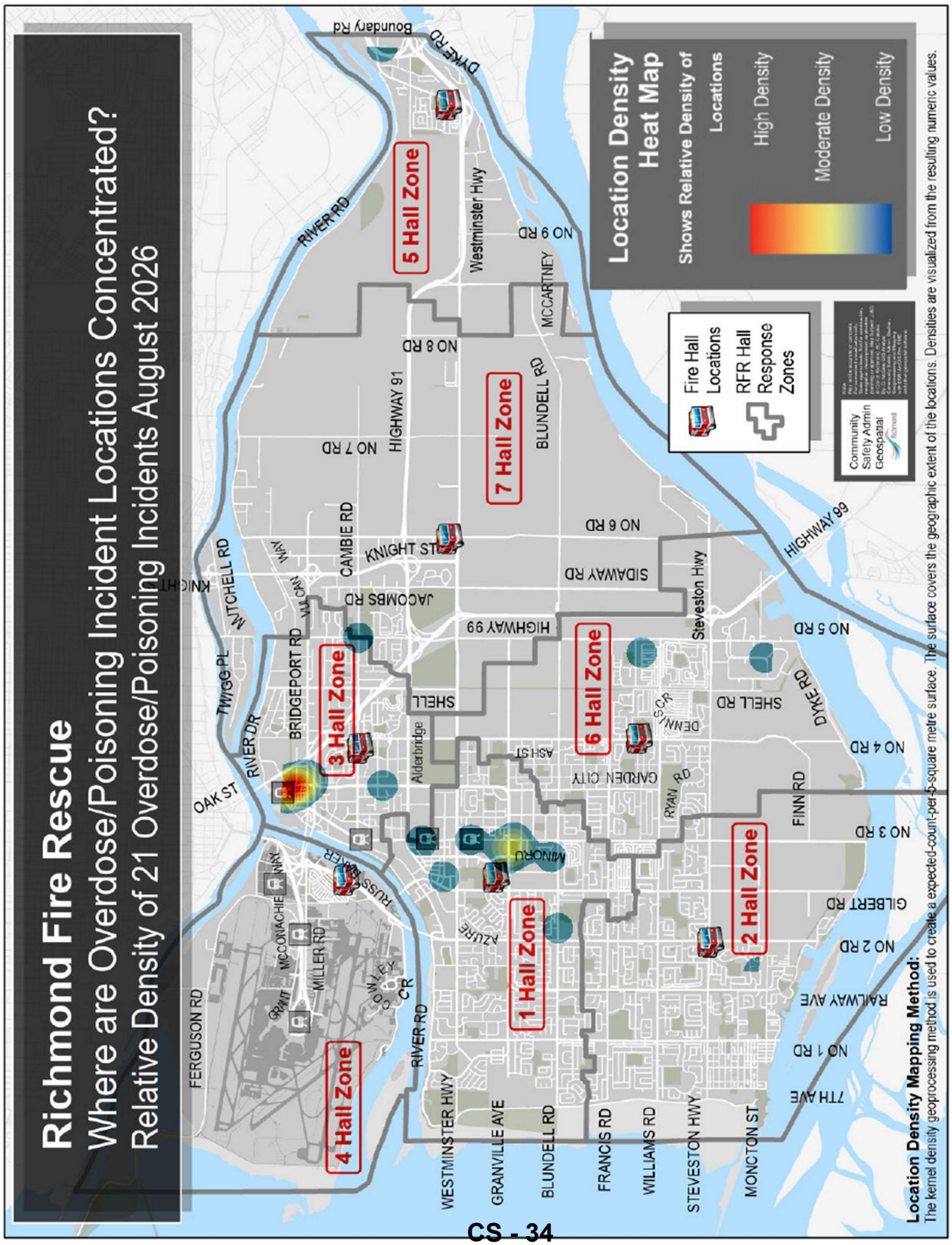

City of Richmond

Report to Committee

To:	Community Safety Committee	**Date:**	September 15, 2026
From:	Dave Chauhan Chief Superintendent, Officer in Charge	**File:**	09-5350-01/2025-Vol 01
Re:	**RCMP Monthly Activity Report – August 2026**		

Staff Recommendation

That the report titled "RCMP Monthly Activity Report– August 2026", dated September 15, 2026, from the Officer in Charge, be received for information.

Executive Summary

The "RCMP Monthly Activity Report – August 2026" features notable investigations and statistics related to calls for service received by the Richmond RCMP. The report also highlights monthly activities and deployments. In August 2026, City Staff, volunteers and police officers conducted crime prevention, road safety and community engagement initiatives.

Staff Report

Origin

At the request of the Community Safety Committee, the Officer in Charge will keep Council informed on matters pertaining to policing in the Richmond community. This monthly activity report for the RCMP provides information on each of the following areas:

1. Activities and Noteworthy Files
2. Analysis of Police Statistics
3. Crime Trends Across Jurisdictions
4. Block Watch
5. Communications Unit
6. Community Police Station Programs
7. Crime Prevention Unit
8. Road Safety Unit
9. Victim Services
10. Youth Section

This report supports Council's Strategic Plan 2022-2026, Focus Area #3 A Safe and Prepared Community:

> *Community safety and preparedness through effective planning, strategic partnerships and proactive programs.*

Analysis

Activities and Noteworthy Files

Historical Sexual Exploitation Charges

On August 4, 2026, the Richmond RCMP issued a media release advising that charges had been laid following a sexual exploitation investigation involving a youth victim. In 2024, police received a report regarding crimes which occurred between 2004 and 2008, while the accused held a position of power or authority. The accused is facing two charges related to this case.

Fraud Awareness

On August 4, 2026, Richmond RCMP issued a public warning following an increase in reports of scammers posing as police officers to obtain bank and credit card information. Scammers often use caller ID spoofing, making the call appear to come from a real police phone number. The media release included helpful fraud prevention tips and awareness information.

E-scooter and E-bike Safety Outreach

On August 8 and 28, 2026, the Richmond RCMP hosted e-scooter and e-bike safety outreach events to provide information on operating these devices safely and legally. Police and

volunteers promoted respectful road-sharing practices for e-scooter and e-bike users, motorists, cyclists, and pedestrians.

Break and Enter Charges

On August 15, 2026, Richmond RCMP officers responded to a break and enter at the MacArthur Glen Outlet Mall, where a stolen vehicle crashed into a retail storefront. The suspects entered the business, stole merchandise, and fled in the vehicle. Police subsequently arrested the suspects. Both men are facing multiple charges.

Analysis of Police Statistics[1]

Arson

There were four reported arsons in August 2026, representing a decrease of 11 incidents from the previous month. Year to date, arsons are up by 17 incidents compared to the same period in 2025. The number of arsons this month is below the average range.

Assault Serious (Assault with a Weapon)

There were 15 serious assaults in August 2026, representing no change from the previous month. Year to date, serious assaults are down 16 per cent compared with the same period in 2025. The number of serious assaults this month is below the average range.

Seventy-three per cent of serious assaults reported in August 2026 involved individuals who were known to each other. Physical force was the most reported "weapon type" at 59 per cent of incidents.

Auto Theft

There were 20 auto thefts in August 2026, which is more than double the number reported the previous month. Year to date, auto thefts are down 39 per cent compared to the same period in 2025. The number of auto thefts this month is within the average range.

Mental Health

There were 221 mental health-related incidents in August 2026, representing a 15 per cent decrease from the previous month. Year to date, the number of mental health-related incidents is down eight per cent compared to the same period in 2025. The number of mental health-related incidents this month is within the average range.

There were 57 police apprehensions, which is within the average range. The average hospital wait time decreased by 46 per cent to 88 minutes, which is below average. Fifteen individuals were responsible for two or more calls in August, with one caller generating eight incidents.

[1] Unless otherwise noted, no patterns or trends have been identified in this month's statistics. In January 2026, statistics were re-collected for all crime categories, dating back to 2019. This was done to account for any changes to scoring or delayed reports and to ensure data is up to date and accurate. For this reason, there will be variations from previously reported statistics.

Residential Break and Enter

There were 16 break and enters to residences in August 2026, representing a 33 per cent increase from the previous month. Year to date, residential break and enters are down one per cent compared to the same period in 2025. The number of residential break and enters this month is within the average range.

Commercial Break and Enter

In August 2026, there were 16 break and enters to businesses, representing a 30 per cent decrease from the previous month. Year to date, commercial break and enters are up six per cent compared to the same period in 2025. The number of commercial break and enters this month is within the average range.

Robbery

There were four robberies reported in August 2026, representing an increase of two incidents from the previous month. Year to date, robberies are down by 39 per cent, compared to the same period in 2025. The number of robberies this month is below the average range.

Sexual Offences

There were 19 sexual offence files in August 2026, representing a 19 per cent increase from the previous month. Year to date, sexual offences are up three per cent compared to the same period in 2025. The number of sexual offences this month is within the average range.

Forty-two per cent of the offences reported in August 2026 were indecent acts/exposing, and 26 per cent were sexual assaults.

Shoplifting

There were 173 reported shoplifting thefts in August 2026, representing a 36 per cent increase from the previous month. Year to date, shoplifting thefts are up 35 per cent compared to the same period in 2025. The number of shoplifting thefts this month is above the average range.

Theft from Automobile

There were 56 thefts from automobiles in August 2026, representing a24 per cent decrease from the previous month. Year to date, thefts from automobiles are down nine per cent compared to the same period in 2025. The number of thefts from automobiles this month is below the average range.

Drugs

In August 2026, there were 34 drug offences, representing a 48 per cent increase from the previous month. Year to date, drug offences are up 17 per cent compared to the same period in 2025. The number of drug incidents this month is within the average range.

Drug-Related "Social Disorder" Calls

Public complaints related to drug use fall under various call categories, including nuisance, cause disturbance, mischief, unwanted person, suspicious person, and check well-being. Table 1 presents the number of police calls for service related to a public complaint of suspected drug use.

Table 1: Drug-Related Calls for Service

Month	Total Calls 2025	Total Calls 2026	2026 Suspected	2026 Confirmed
January	71	39	22	17
February	38	24	11	13
March	49	36	19	17
April	58	45	31	14
May	57	41	22	19
June	70	34	21	13
July	40	46	28	18
August	59	33	20	13
September	57			
October	39			
November	52			
December	42			
Total	**632**	**298**	**174**	**124**

Confirmed incidents refer to files where direct observation of drug use or apparent signs of intoxication is noted. Most calls involved incidents where drug use was suspected, including reports of unwanted persons who were possibly under the influence of drugs or alcohol.

Crime Trends Across Jurisdictions

Figure 1 presents August 2026 crime rates for the four largest municipalities in the Lower Mainland District (LMD), which the RCMP polices.[2] The property and violent crime rates in Richmond were below the LMD average.

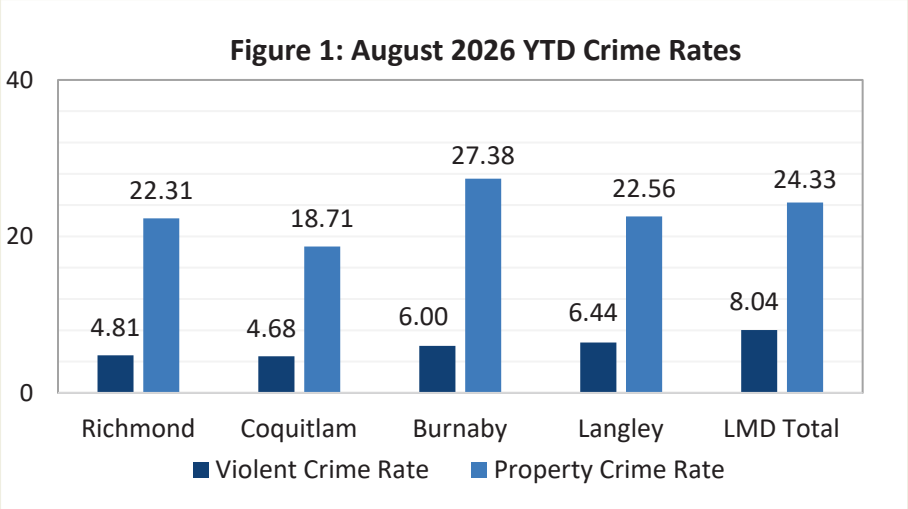

Block Watch

At the end of August 2026, the Block Watch program had 293 groups, totalling 6,471 participants. The program currently includes 404 captains and co-captains.

Communications Unit

The Communications Unit provides public safety and crime prevention messaging to enhance community awareness of policing-related issues. During August, the Communications Unit conducted the following:

- Released a short video highlighting the important role witnesses can play in police investigations. The campaign emphasizes that witnesses can assist police by observing incidents from a safe distance and noting important details that may later become valuable evidence.
- Eleven media releases were issued, including three related to missing persons.
- Twenty-six social media posts were made on X, including multiple posts promoting e-scooter and e-bike safety outreach events.



Figure 2: E-scooter Safety

[2] Based on PRIME query by Richmond Crime Analysis Unit on September 2, 2026

Community Police Office Programs

Community police officers continue to enhance the Richmond Detachment's policing services by providing a range of crime-prevention resources and community safety initiatives. City staff and volunteers implement safety initiatives to raise awareness of crime-prevention programs, promote community engagement, and enhance police accessibility. These initiatives help reduce anxiety and fear related to crime. The program activities vary from month to month, reflecting weather conditions, seasonal initiatives and the availability of volunteers.

During August, volunteer highlights included:

- A total of 17 Fail to Stop deployments took place, resulting in 624 information letters issued.
- There were eight Speed Watch deployments, during which 146 information letters were issued.
- There were 12 Lock Out Auto Crime deployments, during which 285 information letters were issued.
- August 1 – Volunteers assisted RCMP officers with boating safety outreach at the McDonald Boat Launch, featuring "impaired" simulation goggles for attendees to try.
- August 8 – Volunteers assisted RCMP officers with an e-scooter and e-bike safety awareness outreach event at the Steveston Boardwalk. Police and volunteers engaged with over 320 members of the public.
- August 10 to 15 – Volunteers assisted RCMP officers with the Youth Academy, including distributing uniforms and supplies, and setting up and removing stations.
- August 19 – Volunteers and RCMP officers participated in the Pacific Family Autism Network Cars and Coffee event where attendees used cars and coffee as a gateway to connection, joy and self-expression.
- August 21 – Volunteers attended the Cambie Community Carnival, alongside Safety Bear, and interacted with over 400 attendees.
- August 22 and 23 – Volunteers assisted RCMP officers with community safety outreach at the Maritime Festival at the Britannia Shipyards National Historic Site.



Figure 3: E-scooter and E-bike Safety Outreach

- August 28 – Volunteers assisted RCMP officers with an e-scooter and e-bike safety awareness outreach event at the Lansdowne Canada Line station. Police and volunteers distributed e-scooter and e-bike safety cards, cycling maps, and safety reflectors.

Crime Prevention Unit

The Crime Prevention Unit reduces crime and enhances community engagement through public awareness and education initiatives. During August, the Crime Prevention Unit participated in various activities, including diversity and inclusion initiatives, road safety deployments and the following events:

- A total of 236 Place of Worship patrols were conducted.
- On August 19, 2026, RCMP officers participated in First Responder Day at Richmond Pentecostal Church, where police, fire and ambulance personnel engaged with approximately 150 children.
- On August 22 and 23, 2026, RCMP officers participated in the Maritime Festival at the Britannia Shipyards National Historic Site, including hosting a community engagement booth and providing tours of police vehicles.



Figure 4: First Responder Day

Road Safety Unit

The Road Safety Unit makes Richmond's roads safer through evidence-based traffic enforcement, investigations into serious vehicle collisions, and public education programs. A total of 936 violation tickets were issued in August 2026. Figure 5 provides statistics for the top five infractions for which violation tickets were issued in August.

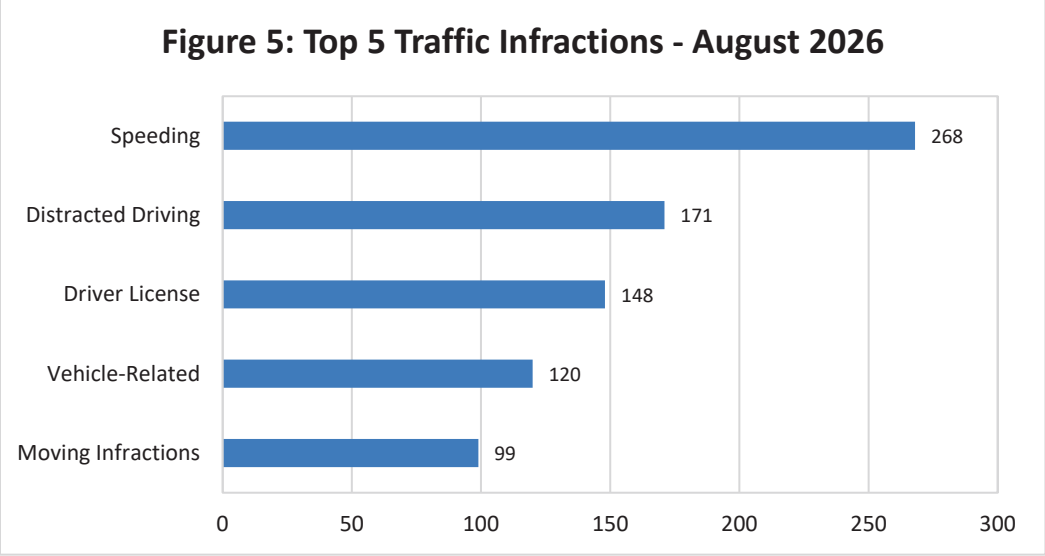

Table 2 presents the number of motor vehicle collisions involving injuries and fatalities reported between January 1, 2022, and August 31, 2026.

Table 2 – Motor Vehicle Collisions		
Year	Collisions with Non-Fatal Injuries	Fatalities
2022	406	1
2023	436	3
2024	455	2
2025	395	2
2026 (YTD)[3]	335	3

Victim Services

In August 2026, Richmond RCMP Victim Services met with 53 new clients and currently maintains an active caseload of 62 files. Victim Services responded to several cases involving medical-related sudden deaths, sexual assaults and suicides.

Youth Section

The Richmond RCMP Detachment's Youth Section focuses on strategies to promote safe and healthy behaviours essential to developing productive, civic-minded adults. During August, Youth Section highlights included:

- RCMP officers in the Youth Section conducted 26 proactive school visits at secondary schools and six visits at elementary schools.
- The Richmond RCMP held its fifth annual Youth Academy between August 10 and 15, 2026. Jointly coordinated with the Richmond School District, the program offers students in grades 10 to 12 who have expressed interest in a career in policing the opportunity to participate in an intensive program in a controlled environment. Participants modelled police work through classroom lectures and scenario-based training.



Figure 6: Youth Academy

Budgetary Implications

There are no budgetary implications associated with the contents of this report.

[3] A fatal collision occurred on August 11, 2026.

Conclusion

In August 2026, the Richmond RCMP conducted several notable activities, including fraud awareness messaging and e-scooter and e-bike safety outreach. Police statistics for August indicated that most crime types were within the average ranges, except for arsons, serious assaults, thefts from automobiles, and robberies, which were below average, while shoplifting thefts were elevated.

In August, the Richmond RCMP and volunteers continued to promote crime prevention and road safety initiatives and hosted the fifth annual Youth Academy. The Officer-in -Charge of the Richmond RCMP Detachment will continue to ensure that Richmond remains a safe and desirable community.

Respectfully submitted,

Jaclyn Jacobson, Acting Director, Police Services

Report Contributors

This report was prepared by Jaclyn Jacobson, Acting Director, Police Services and reviewed by Tony Capuccinello Iraci, General Manager, Law and Community Safety, and the Clerk's Office.

Endorsed by Serena Lusk, CAO

Att. 1: Community Policing Programs
2: Crime Statistics
3: Crime Maps

Community Policing Programs Information

Block Watch

- Community-based crime prevention program aimed at helping neighbors organize themselves to prevent crime.
- Residents can receive email alerts of neighbourhood residential break and enters by registering their email addresses at: blockwatch@richmond.ca
- For more information, visit www.richmond.ca/safety/police/prevention/blockwatch.htm

Distracted Driving Program

- Trained volunteers monitor intersections and observe distracted drivers.
- A letter is sent to the registered owner of the offending vehicle with information on the safety risks associated to the observed behaviour and applicable fine amounts.
- For more information, visit www.richmond.ca/safety/police/prevention/programs.htm

Fail to Stop

- Trained volunteers monitor areas that have been referred to the program by local businesses or residents where drivers are not making a full stop at the stop sign, or running a red light.
- An information letter is sent to the registered owner of the vehicle advising them the date, time and location and applicable fine amounts if the driver received a violation ticket.

Lock Out Auto Crime

- Co-sponsored by the Insurance Corporation of BC (ICBC), volunteers patrol city streets and parking lots looking for automobile security vulnerabilities.
- Notices supplied by ICBC are issued to every vehicle inspected indicating to the owner what issues need to be addressed in order to keep the vehicle and contents secure.
- For more information, visit
- www.richmond.ca/safety/police/personal/vehicle.htm

Project 529

- This program allows riders to easily and securely register their bikes. This up-to-date database of bikes alerts its registrants if a fellow 529 bike is stolen.
- Project 529 is a unique, multi-national registry that holds a database of all registered and stolen bikes.

Speed Watch

- Co-sponsored by ICBC, promotes safe driving habits by alerting drivers of their speed.
- Trained volunteers are equipped with radar and a speed watch reader board that gives drivers instant feedback regarding their speed.
- Volunteers record the license plate number and the speed, and a letter is sent to the registered owner of the offending vehicle. The letter includes the date, time and location and applicable fine amounts if the driver received a violation ticket.

Spot the Target

- This initiative consists of frequently stolen items being placed in the volunteer van for participants to identify in order to enhance awareness of thefts from automobiles.

Stolen Auto Recovery

- Co-sponsored by ICBC, trained volunteers equipped with portable computers identify stolen vehicles.
- These volunteers recover hundreds of stolen vehicles each year throughout the Lower Mainland.

Volunteer Bike and Foot Patrol Program

- Trained volunteers patrol Richmond neighbourhoods reporting suspicious activities and providing a visible deterrent to crime and public order issues.

August 2026 STATISTICS

RICHMOND RCMP

The following information is a limited list of select crime-type samples, which does not comprise the entirety or assortment of all crimes captured by the RCMP. The statistics in this chart should be considered independently of the analysis provided as the data is unrelated to the research provided earlier in this report.

This chart identifies the monthly totals for founded Criminal Code incidents, excluding traffic-related Criminal Code incidents. Based on Uniform Crime Reporting (UCR) scoring, there are three categories: (1) Violent Crime, (2) Property Crime, and (3) Other Criminal Code. Within each category, particular offence types are highlighted in this chart. In addition, monthly totals for Controlled Drugs and Substances Act (CDSA) incidents and MHA-related calls for service are included.

The 5 year average is based on activity within a single month over the past 5 years. If the current monthly total for an offence falls outside the 5 year range due to crime trends, patterns, or spikes, it will be noted in **red** if higher and **blue** if below.

August 2026 Statistics - Richmond RCMP

Criminal Code Offences	Current Period	5 Year Avg	5 Year Min	5 Year Max	2025 YTD	2026 YTD	25/26 % Chg	25/26 Count Diff
PROPERTY CRIME	653	639.7	609	687	5186	5513	6%	327
PERSONS VIOLENT CRIME	135	153.6	149	178	1418	1148	-19%	-270
OTHER CC OFFENCES	339	307.1	335	368	2652	2689	1%	37
Total	1102	1,065.4	1074	1168	8935	9076	2%	141

Violent Crime Groups	Current Period	5 Year Avg	5 Year Min	5 Year Max	2025 YTD	2026 YTD	25/26 % Chg	25/26 Count Diff
ASSAULT COMMON	48	53.9	44	70	513	403	-21%	-110
ASSAULT SERIOUS	15	20.2	20	28	163	137	-16%	-26
ROBBERY	4	4.7	5	11	36	22	-39%	-14
SEX OFFENCES	19	17.9	17	23	139	143	3%	4

Property Crime Groups	Current Period	5 Year Avg	5 Year Min	5 Year Max	2025 YTD	2026 YTD	25/26 % Chg	25/26 Count Diff
BREAK & ENTER BUSINESS	16	25.3	14	28	171	181	6%	10
BREAK & ENTER RESIDENCE	16	21.7	12	22	153	152	-1%	-1
AUTO THEFT	20	20.0	13	23	158	97	-39%	-61
THEFT FROM AUTO	56	96.7	59	114	623	564	-9%	-59
FRAUD	79	88.5	63	106	807	787	-2%	-20
THEFT-OTHER	131	114.7	108	144	1027	1100	7%	73
SHOPLIFTING	173	121.8	84	144	1029	1385	35%	356

Other Criminal Code	Current Period	5 Year Avg	5 Year Min	5 Year Max	2025 YTD	2026 YTD	25/26 % Chg	25/26 Count Diff
ARSON	4	6.6	6	19	37	54	46%	17
CAUSE DISTURBANCE	220	210.0	226	261	1824	1773	-3%	-51
COLLISION	159	167.6	155	176	1399	1328	-5%	-71

All Series 4000 Offences	Current Period	5 Year Avg	5 Year Min	5 Year Max	2025 YTD	2026 YTD	25/26 % Chg	25/26 Count Diff
CDSA OFFENCES	34	37.8	30	56	238	279	17%	41

MHA	Current Period	5 Year Avg	5 Year Min	5 Year Max	2025 YTD	2026 YTD	25/26 % Chg	25/26 Count Diff
MHA	221	213.5	209	250	1992	1828	-8%	-164

Prepared by Richmond RCMP Crime Analysts. Data collected from PRIME on 2026-09-02. Published 2026-09-02. Data is operational and subject to change. This document is not to be copied, reproduced, used in whole or part or disseminated to any other person or agency without the consent of the originator(s).

Residential Break & Enter n = 16

Crime Map

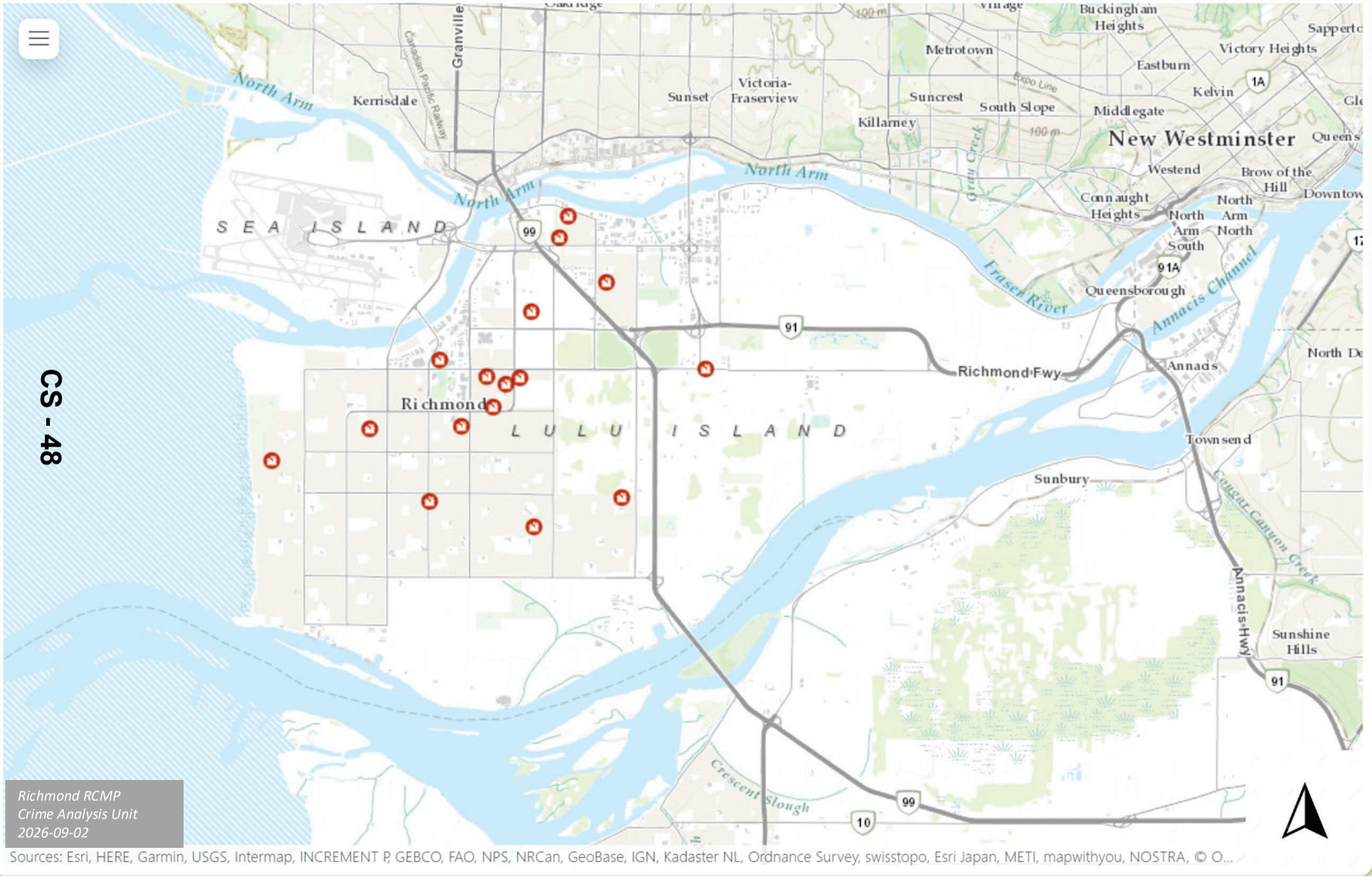

CS - 48

Month

August

Year

2026

Crime Type

- [ ] AUTO THEFT
- [ ] BREAK & ENTER BUSINESS
- [x] BREAK & ENTER RESIDENCE
- [ ] THEFT FROM AUTO

Zone Count

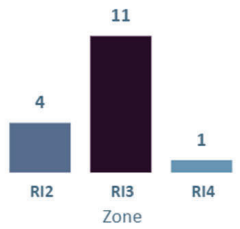

- THEFT FROM AUTO
- BREAK & ENTER BUSINESS
- BREAK & ENTER RESIDENCE
- AUTO THEFT

Commercial Break & Enter n = 16

Crime Map

CS - 49

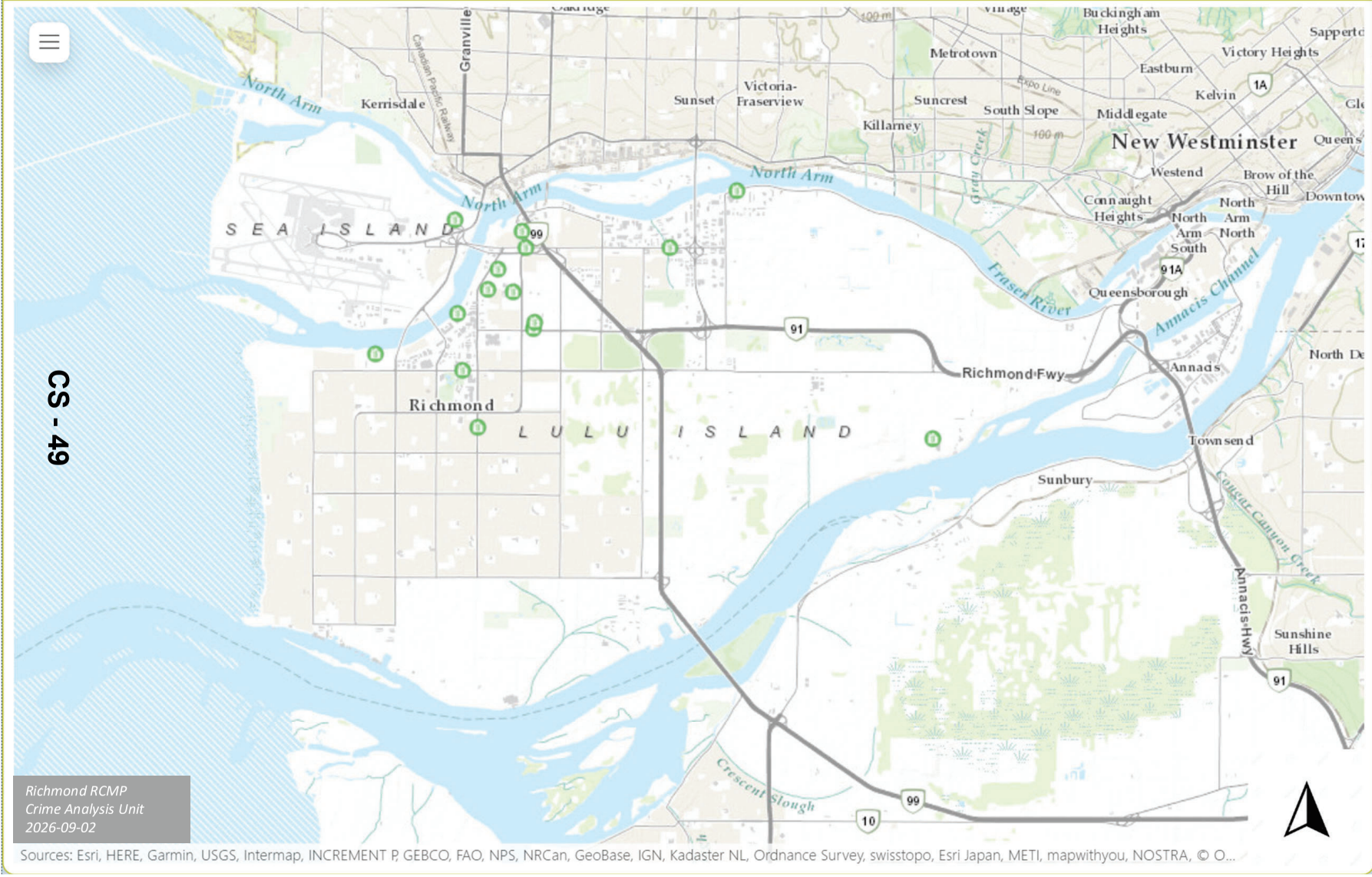

Richmond RCMP
Crime Analysis Unit
2026-09-02

Sources: Esri, HERE, Garmin, USGS, Intermap, INCREMENT P, GEBCO, FAO, NPS, NRCan, GeoBase, IGN, Kadaster NL, Ordnance Survey, swisstopo, Esri Japan, METI, mapwithyou, NOSTRA, © O...

Month: August

Year: 2026

Crime Type

- [ ] AUTO THEFT
- [x] BREAK & ENTER BUSINESS
- [ ] BREAK & ENTER RESIDENCE
- [ ] THEFT FROM AUTO

Zone Count

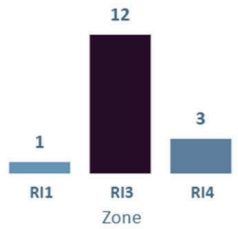

- THEFT FROM AUTO
- BREAK & ENTER BUSINESS
- BREAK & ENTER RESIDENCE
- AUTO THEFT

ATTACHMENT 3

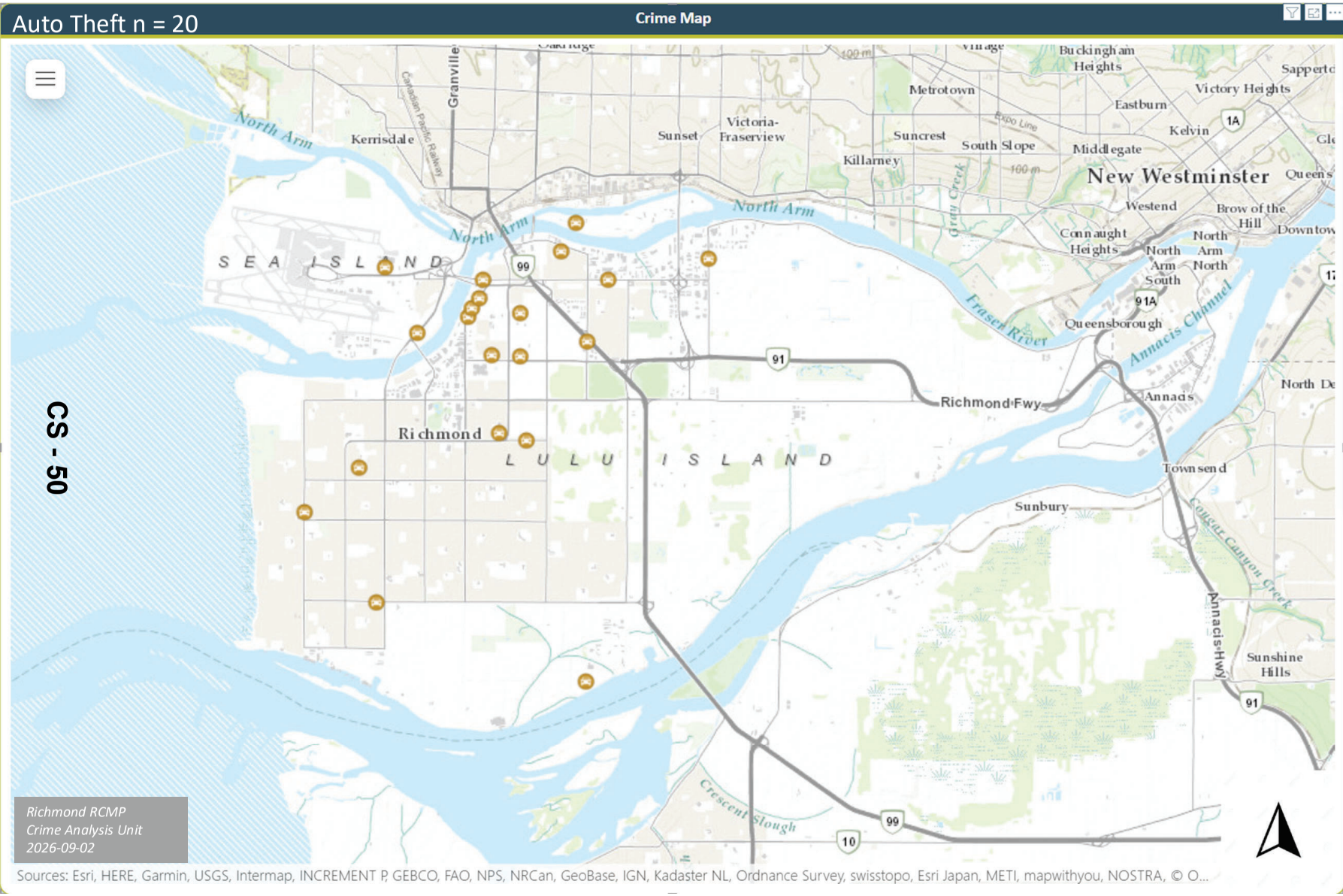

Theft from Auto n = 56

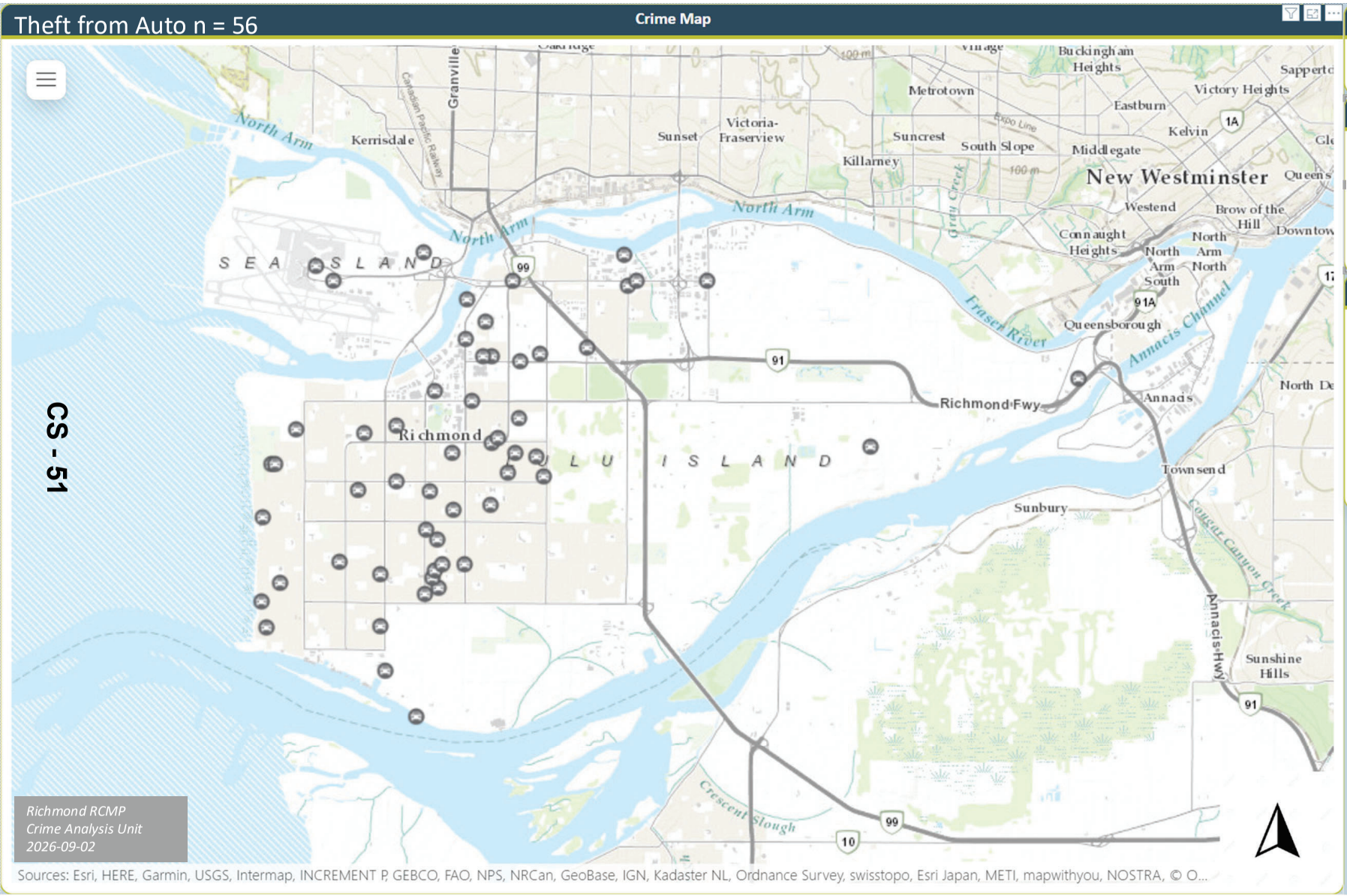

CS - 51