



Community Safety Committee

**Anderson Room, City Hall
6911 No. 3 Road**

**Wednesday, October 12, 2016
4:00 p.m.**

Pg. # ITEM

MINUTES

CS-4 *Motion to adopt the **minutes** of the meeting of the Community Safety Committee held on September 13, 2016.*



NEXT COMMITTEE MEETING DATE

November 15, 2016, (tentative date) at 4:00 p.m. in the Anderson Room

LAW AND COMMUNITY SAFETY DIVISION

1. **COMMUNITY BYLAWS MONTHLY ACTIVITY REPORT – AUGUST 2016**

(File Ref. No. 12-8060-01) (REDMS No. 5165819 v. 2)

CS-11

See Page CS-11 for full report

Designated Speaker: Ben Dias

STAFF RECOMMENDATION

That the staff report titled “Community Bylaws Monthly Activity Report – August 2016,” dated September 15, 2016, from the General Manager, Law & Community Safety, be received for information.



Pg. # ITEM

2. **RICHMOND FIRE-RESCUE MONTHLY ACTIVITY REPORT - AUGUST 2016**

(File Ref. No. 09-5000-01) (REDMS No. 5151333 v. 2)

CS-19

See Page CS-19 for full report

Designated Speaker: Fire Chief John McGowan

STAFF RECOMMENDATION

That the staff report titled “Richmond Fire-Rescue Monthly Activity Report - August 2016,” dated October 3, 2016 from the Fire Chief, Richmond Fire-Rescue, be received for information.



3. **FIRE CHIEF BRIEFING**

(Verbal Report)

Designated Speaker: Fire Chief John McGowan

Items for discussion:

(i) *Halloween 2016 and Fireworks*

4. **RCMP'S MONTHLY ACTIVITY REPORT - AUGUST 2016**

(File Ref. No. 09-5000-01) (REDMS No. 5156816)

CS-29

See Page CS-29 for full report

Designated Speaker: Supt. Renny Nessel

STAFF RECOMMENDATION

That the report titled “RCMP’s Monthly Activity Report – August 2016” dated September 15, 2016 from the Officer in Charge, Richmond RCMP, be received for information.



5. **COMMITTEE STANDING ITEM**

(i) *E-Comm*

6. **MANAGER’S REPORT**

Pg. # ITEM

ADJOURNMENT





Community Safety Committee

Date: Tuesday, September 13, 2016
Place: Anderson Room
Richmond City Hall
Present: Councillor Bill McNulty, Chair
Councillor Derek Dang
Councillor Ken Johnston
Councillor Alexa Loo
Councillor Linda McPhail
Call to Order: The Chair called the meeting to order at 4:00 p.m.

MINUTES

It was moved and seconded

That the minutes of the meeting of the Community Safety Committee held on July 12, 2016, be adopted as circulated.

CARRIED

NEXT COMMITTEE MEETING DATE

October 12, 2016, (tentative date) at 4:00 p.m. in the Anderson Room

DELEGATIONS

1. With the aid of a PowerPoint presentation (copy on file, City Clerk's Office), representatives from E-Comm, Dave Guscott, President and CEO, along with Dave Mitchell, Director of Fire Services, Doug Watson, Vice President of Operations, and Mike Webb, Vice-President of Technology Services, distributed E-Comm's Annual Report for 2015 (copy on file, City Clerk's Office) and provided an update of E-Comm's activities.

1.

Community Safety Committee
Tuesday, September 13, 2016

In reply to queries from Committee, Mr. Guscott, and Mr. Webb noted that (i) E-Comm has procedures to handle multiple calls for the same incident, (ii) calls are prioritized and directed to the appropriate agency, and (iii) E-Comm is working with Telus to expand capacity.

Discussion ensued with regard to the costs of an independent dispatching system compared to E-Comm.

LAW AND COMMUNITY SAFETY DIVISION

2. **EMERGENCY PROGRAMS ACTIVITY REPORT – JULY AND AUGUST 2016**

(File Ref. No. 09-5350-00) (REDMS No. 5085579)

The Chair recognized the community activities of Norman Kotez and Anna Urbanowicz for all their efforts with displays at various shows in the community.

Phyllis Carlyle, General Manager, Law and Community Safety, commented of staffing changes, noting that Dan McKenna will be assisting the department on an interim basis.

It was noted that the listed locations in the staff report for public drinking fountains as reported by the August 5, 2016 edition of the Richmond News is incorrect.

Ms. Carlyle noted that Kinder Morgan will be conducting an emergency exercise on MacDonald Beach on October 5, 2016. She added that (i) Richmond Fire-Rescue (RFR) will be observing the exercise, (ii) dog walking will not be affected, and (iii) Council members are welcome to observe the exercise. Committee then suggested that a memorandum be provided updating Council on the exercise.

It was moved and seconded

That the staff report titled “Emergency Programs Activity Report – July and August 2016,” dated August 20, 2016, from the General Manager, Law and Community Safety, be received for information.

CARRIED

3. **COMMUNITY BYLAWS MONTHLY ACTIVITY REPORT – JUNE 2016**

(File Ref. No.) (REDMS No. 5069918 v. 4)

Committee commended Community Bylaws, RFR, and Richmond RCMP staff for resolving issues related to non-compliant properties on Spires Road.

Community Safety Committee
Tuesday, September 13, 2016

It was reported that the unsightly property on Seacote Road has been cleaned and Ben Dias, Manager, Community Bylaws and Roads and Construction and Kevin Gray, Deputy Fire Chief, noted that Bylaw Officers and RFR members attended the site and were able to speak to the property's owner.

It was moved and seconded

That the staff report titled "Community Bylaws Monthly Activity Report – June 2016," dated July 28, 2016, from the General Manager, Law and Community Safety, be received for information.

CARRIED

4. COMMUNITY BYLAWS MONTHLY ACTIVITY REPORT – JULY 2016

(File Ref. No.) (REDMS No. 5127558)

It was moved and seconded

That the staff report titled "Community Bylaws Monthly Activity Report – July 2016," dated August 15, 2016, from the General Manager, Law and Community Safety, be received for information.

CARRIED

5. RICHMOND FIRE-RESCUE MONTHLY ACTIVITY REPORT – JUNE 2016

(File Ref. No. 09-5000-01) (REDMS No. 5074266)

It was moved and seconded

That the staff report titled "Richmond Fire-Rescue Monthly Activity Report - June 2016," dated August 12, 2016 from the Fire Chief, Richmond Fire-Rescue, be received for information.

CARRIED

6. RICHMOND FIRE-RESCUE MONTHLY ACTIVITY REPORT – JULY 2016

(File Ref. No. 09-5000-01) (REDMS No. 5133528)

It was moved and seconded

That the staff report titled "Richmond Fire-Rescue Monthly Activity Report - July 2016," dated August 12, 2016 from the Fire Chief, Richmond Fire-Rescue, be received for information.

CARRIED

Community Safety Committee
Tuesday, September 13, 2016

7. **VOLUNTARY BUILDING ACCESS PROGRAM**

(File Ref. No. 99-Fire Rescue) (REDMS No. 4809517 v. 20)

John McGowan, Fire Chief, Richmond Fire-Rescue, reviewed the proposed Voluntary Building Access Program, noting that first responders are facing challenges in accessing secured buildings when responding to emergencies. He added that new technologies such as electronic lockbox systems are potential solutions to issues related to building access for first responders.

Discussion ensued with regard to (i) costs of installing the system and potential discounts on insurance, (ii) the benefits of a building access system, (iii) examining options for a mandatory program, (iv) advocating the Province to include building access systems in the Building Code, and (v) increasing public awareness of the benefits of building access systems.

As a result of the discussion, staff were directed to provide an evaluation of the Voluntary Building Access Program by June 2017.

It was moved and seconded

That a Voluntary Building Access Program, using an electronic signal for building access (Option 2) as described in the staff report titled "Voluntary Building Access Program" dated August 19, 2016, from the Fire Chief and OIC be approved.

CARRIED

8. **FIRE CHIEF BRIEFING**

(Verbal Report)

(i) Breast Cancer Awareness Month

Fire Chief McGowan noted that October is Breast Cancer Awareness Month, and RFR members will be wearing pink in support of the cause.

(ii) Fire Prevention Week

Fire Chief McGowan noted that Fire Prevention Week is scheduled for the week of October 9 to 15, 2016 and that RFR members will be in various locations in the city promoting the event. Also, he reminded residents to periodically check their smoke alarms and that smoke alarms generally have a 10 year lifespan.

(iii) Recruitment – New Hires

Fire Chief McGowan noted that the newly hired RFR members are currently training at the No. 7 Fire Hall.

Community Safety Committee
Tuesday, September 13, 2016

9. **2016-2017 RICHMOND RCMP DETACHMENT ANNUAL PERFORMANCE PLAN FIRST QUARTER RESULTS (APRIL 1 TO JUNE 30, 2016)**

(File Ref. No. 09-5000-01) (REDMS No. 5108570 v. 2)

It was moved and seconded

That the report titled "2016-2017 Richmond RCMP Detachment Annual Performance Plan First Quarter Results (April 1 to June 30, 2016)," dated August 4, 2016 from the Officer in Charge, Richmond RCMP, be received for information.

CARRIED

10. **RCMP'S MONTHLY ACTIVITY REPORT - JUNE 2016**

(File Ref. No. 09-5000-01) (REDMS No. 5056656 v. 3)

In reply to queries from Committee, Renny Nasset, Officer in Charge, Richmond RCMP, noted that statistics gathered can capture incidents that were mental health related.

Discussion ensued with regard to (i) mental health and repeat offenders, (ii) resources required for the RCMP to respond to mental health related incidents, and (iii) advocating Vancouver Coastal Health for resources to address mental health cases.

As a result of the discussion, the following **motion** was introduced:

It was moved and seconded

That a letter be sent to the Premier, Minister of Health, Richmond Members of the Legislative Assembly, and Vancouver Coastal Health, advocating for an increase in resources dedicated to mental health in the city.

CARRIED

It was moved and seconded

That the report titled "RCMP's Monthly Activity Report – June 2016" dated July 26, 2016 from the Officer in Charge, Richmond RCMP, be received for information.

CARRIED

11. **RCMP'S MONTHLY ACTIVITY REPORT - JULY 2016**

(File Ref. No. 09-5000-01) (REDMS No. 5102253)

It was moved and seconded

That the report titled "RCMP's Monthly Activity Report – July 2016" dated August 9, 2016 from the Officer in Charge, Richmond RCMP, be received for information.

CARRIED

Community Safety Committee
Tuesday, September 13, 2016

12. **RCMP/OIC BRIEFING**
(Verbal Report)

None.

13. **COMMITTEE STANDING ITEM**

E-Comm

The Chair advised that E-Comm will have a Director's workshop scheduled for September 15, 2016.

It was noted that Ms. Carlyle will be pursuing an employment opportunity outside of the City and Committee recognized her service to the City and wished her success in her future endeavours.

14. **MANAGER'S REPORT**

(i) Fentanyl Exposure

Discussion ensued with regard to recent cases of fentanyl overdoses. Supt. Nessel noted that Richmond RCMP will be issuing safeguards for members responding to these incidents.

(ii) Airbnb Complaints

In reply to queries from Committee, Mr. Dias noted that there has been an increase in complaints received with respect to Airbnb listed properties. He added that staff respond to complaints and inspect the properties for illegal alterations.

(iii) Cyclists in Non-Cycling Areas in Britannia

Discussion ensued with regard to reports of cyclists not dismounting in non-cycling areas in Britannia and cycling signs damaged.

ADJOURNMENT

It was moved and seconded
That the meeting adjourn (5:03 p.m.).

CARRIED

Community Safety Committee
Tuesday, September 13, 2016

Certified a true and correct copy of the Minutes of the meeting of the Community Safety Committee of the Council of the City of Richmond held on Tuesday, September 13, 2016.

Councillor Bill McNulty
Chair

Evangel Biason
Legislative Services Coordinator



City of Richmond

Report to Committee

To: Community Safety Committee

Date: September 15, 2016

From: John McGowan
Acting General Manager, Law and Community Safety

File: 12-8060-01/20-Vol01

Re: Community Bylaws Monthly Activity Report – August 2016

Staff Recommendation

That the staff report titled “Community Bylaws Monthly Activity Report –August 2016”, dated September 15, 2016, from the General Manager, Law & Community Safety, be received for information.

John McGowan
Acting General Manager, Law & Community Safety
(604-276-4104)

Att. 1

REPORT CONCURRENCE	
ROUTED TO:	CONCURRENCE
Finance Division	<input checked="" type="checkbox"/>
Parks Services	<input checked="" type="checkbox"/>
Engineering	<input checked="" type="checkbox"/>
REVIEWED BY STAFF REPORT / AGENDA REVIEW SUBCOMMITTEE	INITIALS: DW
APPROVED BY CAO 	

Staff Report

Origin

This monthly activity report for the Community Bylaws Department provides information on Property Use, Parking Animal Control and Grease Inspections.

This report supports Council's Term Goal #1 - A Safe Community:

Maintain emphasis on community safety to ensure Richmond continues to be a safe community.

Property Use

Property Use Officers continue to focus on unsightly premises, vacant properties, construction noise and illegal signage (e.g. Real Estate Boards). It is typical for complaints of this nature to increase during the summer months.

Officers remain active despite the reported decrease of 67% in property use enforcement (Attachment 1). File activity has increased 9% month over month. The year over year anomaly is the result of an exceptional decrease in water restriction files compared to last year. During August 2015, Community Bylaws handled 533 Water Restriction files, as compared to 16 such files handled during August 2016. This is a result of Metro Vancouver only reaching a "Stage 2" water restriction level in 2016, as opposed to the "Stage 3" water restriction level that was put in place for most of the 2015 season.

In addition, the property use section continues to allocate its resources towards investigating illegal hotels and bed and breakfasts (B&B's). The number of complaints related to illegal hotels and B&B's received by Community Bylaws has increased from 26 complaints in 2015 to 82 complaints year to date 2016.

Several staff were trained and are now able to perform grease inspections during scheduled or unforeseen absences. Grease Inspections resumed in August with file activity quickly rising to traditional levels.

Parking and Animal Control

Community Bylaw Officers continue to conduct patrols for a variety of traffic infractions resulting in a 15% increase in violations month over month and sustained revenues year over year.

Animal Control Officers continue to canvas for unlicensed dogs which resulted in 254 new dog licences being issued during the month. In addition, officers patrol City dykes, trails and parks, which have resulted in the issuance of 66 violations during the month of August for various dog infractions.

Permit revenue increased by 75% year over year, however, this was due largely to an "accounting adjustment" (i.e. Car2Go). As anticipated, permit revenues actually remain stable because of limited on-street parking availability and the closure of numerous permit zones due to construction.

Meter revenue decreased by 14% year over year, however, meter revenues continue to exceed revenue targets by 38%. This reflects not only a measure of increased public compliance, but also improved meter reliability and functionality.

Financial Impact

The following information is a month by month analysis of August 2016 compared to August 2015.

Consolidated Parking Program Revenue:

Consolidated meter, permit and enforcement revenue decreased by 0.8% over the same period last year to \$193,112 in August 2016 from \$194,741 in August 2015. The year to date budget for parking revenue is \$1,183,288 and actual parking program revenue is \$1,487,228.

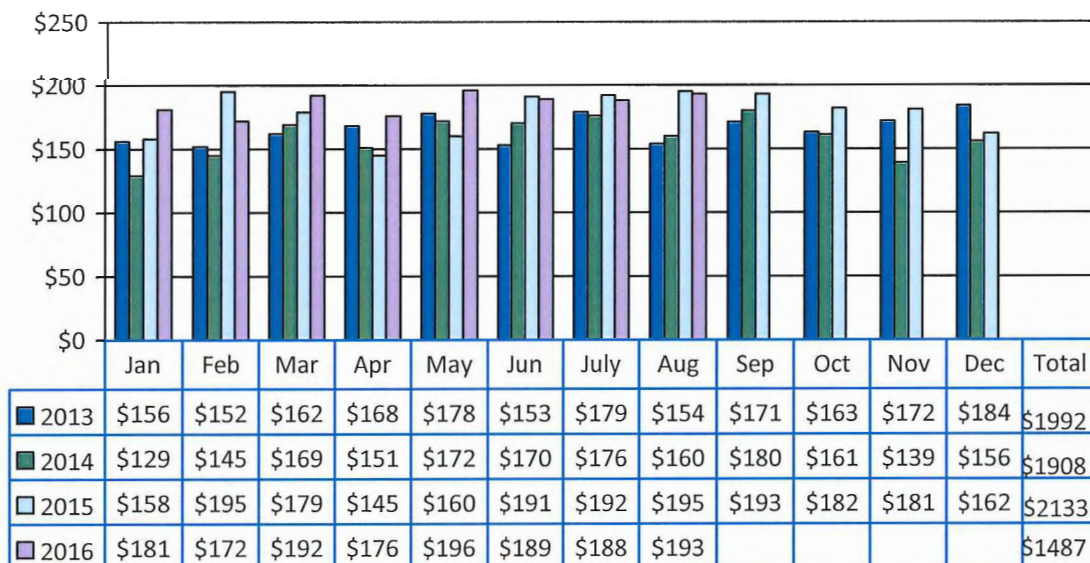
Meter Revenue decreased by 14.4% over the same period last year to \$58,003 in August 2016 from \$67,791 in August 2015. The year to date budget for meter revenue is \$368,124 and actual meter revenue is \$508,391.

Permit Revenue increased by 75 % over the same period last year to \$20,128 in August 2016 from \$11,501 in August 2015 (refer to explanation under “Parking and Animal Control”). The year to date budget for permit revenue is \$83,403 and actual permit revenue is \$144,284.

Enforcement Revenue decreased 0.4% over the same period last year to \$114,980 in August 2016 from \$115,449 in August 2015. The year to date budget for enforcement revenue is \$731,761 and actual enforcement revenue is \$834,553.

Figure 1 compares *consolidated revenue* by month from 2013 to 2016:

Figure 1: Consolidated Parking Revenue (000's)



Conclusion

The property section continues to focus on seasonally driven files such as boulevard obstructions and unsightly properties, while grease inspections resumed in August. Further, due to an increased number of complaints bylaw staff allocated considerable resources towards investigating illegal hotels and B&B's.

The pay-parking program remains strong reflecting sustained activity in both meter and permit revenue, including corresponding strength in enforcement revenue. As a result, consolidated parking program revenue continues to exceed year to date targets.



Ben Dias
Manager, Community Bylaws (604-247-4601)

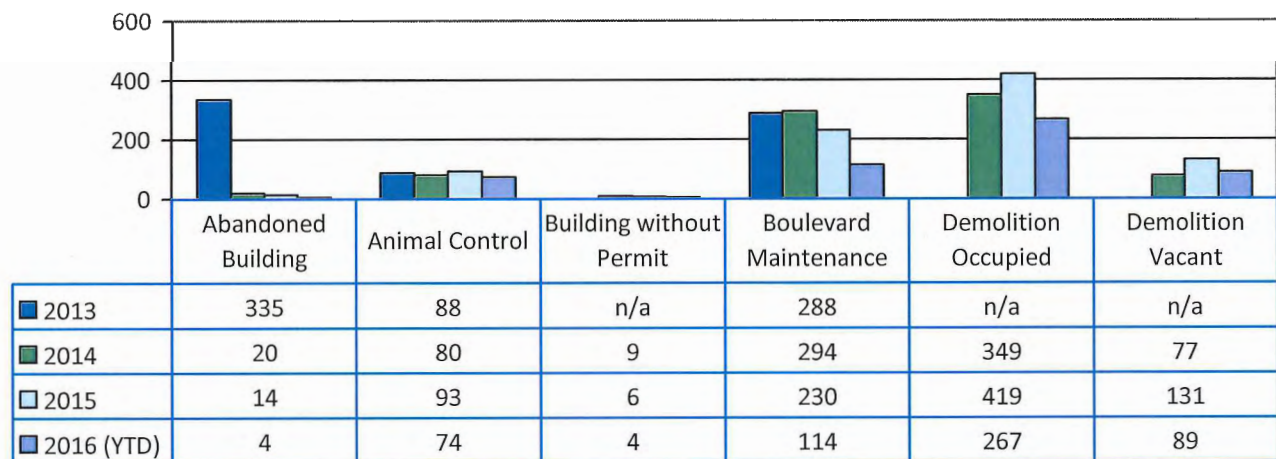
BD:ct
Att. 1: Property Use and Parking – Enforcement Activity

1. Property Use

Community Bylaw Property Use Officers handled 238 new investigational files during the month of August 2016. This activity represents an increase of 9.2% compared to the number of files handled in July 2016 and decrease of 66.9% compared to the number of files handled in August 2015.

Currently there are 21 residences on “Abandoned /Vacant Home Joint Operations” list, which staff continues to actively monitor.

Figure 1a: Service Demand Comparison



1. In 2013 all vacant properties were categorized as abandoned buildings. As of 2014 three other categories were created – “Demolition Occupied”, “Demolition Vacant” and “Vacant Building”.
2. Animal Control in these charts is in reference to dangerous dog investigations.

Figure 1b: Service Demand Comparison

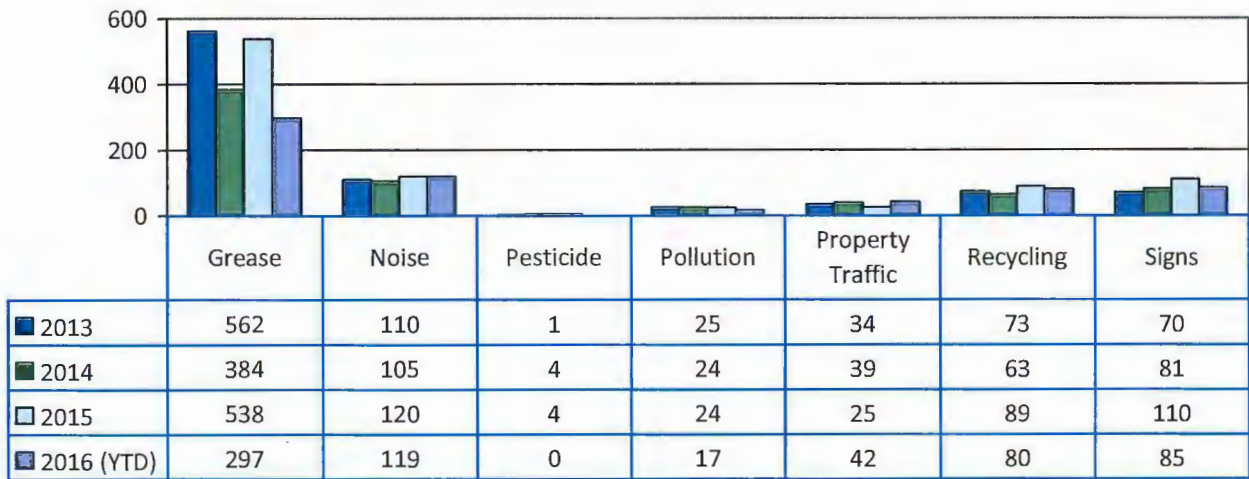
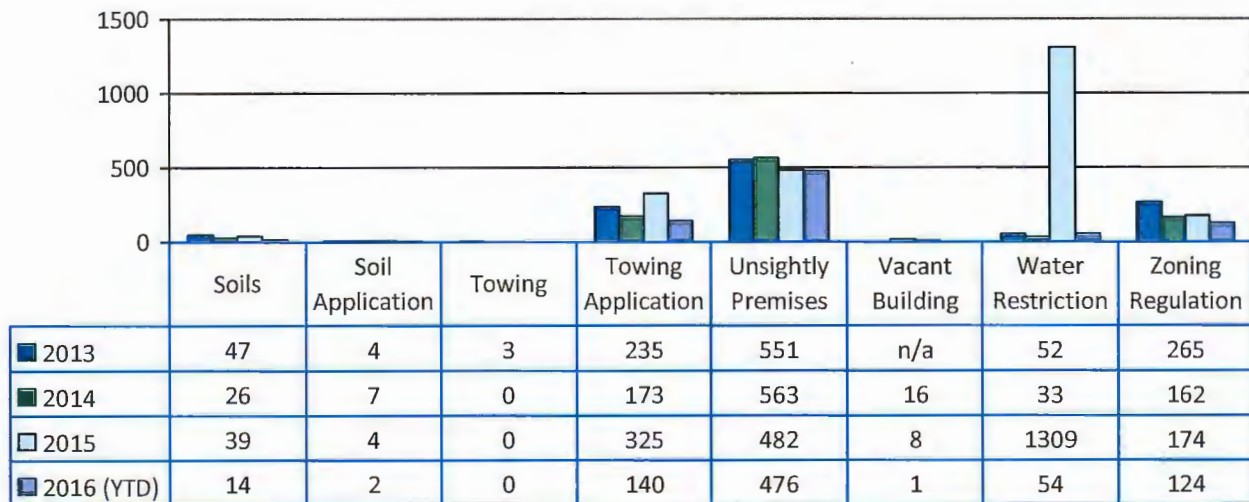


Figure 1c: Service Demand Comparison



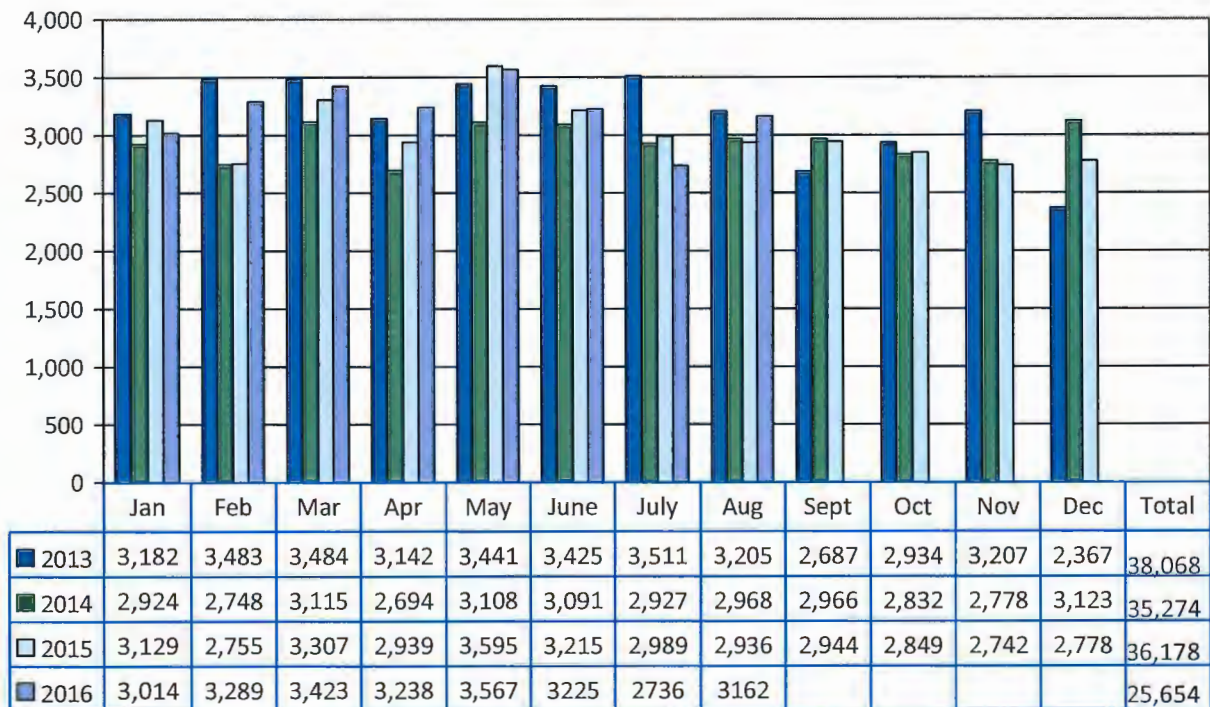
2. Grease Management Program

Grease Inspections resumed during the month of August with a total of 80 inspections being conducted. This resulted in the issuance of ten “Warnings” and three “Fines” for non-compliance.

3. Parking Program

A total of 3,162 violations were issued for parking, safety and liability infractions during the month of August 2016. This activity represents an increase of 15.6% compared to the number of violations that were issued in July 2016 and an increase of 7.7% compared to the number of violations that were issued in August 2015.

Figure 2: 2013 - 2016 Comparison for Parking Violations Issued



In August 2016, 108 violations or 3.4% of all infractions issued were subsequently changed to warnings. The following table provides a breakdown of the common reasons for the cancellation of bylaws violation notices pursuant to Council's Grounds for Cancellation Policy No. 1100 under specific sections.

Figure 3: *Ticket Cancellations for August 2016*

Section 2.1 (a)	Identity issues	16
Section 2.1 (b)	Exception specified under this bylaw or other bylaw	4
Section 2.1 (c)	Poor likelihood of success at adjudication for the City	19
Section 2.1 (d)	Contravention was necessary for the preservation for health and safety	0
Section 2.1 (e)	Multiple violations issued for one incident	7
Section 2.1 (f)	Not in the public interest	6
Section 2.1 (g)	Proven effort to comply	56
—	Total	108

4. Adjudication Program

A total of nine cases were reviewed during the September 27 adjudication hearing with all nine charges being upheld by the adjudicator. The next adjudication hearing is scheduled for November 29, 2016.

5. Animal Control

Community Bylaws issued 125 new dog licences during the month of August 2016. This activity represents a decrease of 17.2% compared to the number of licences issued in July 2016 and a decrease of 20.9% compared to the number of licences issued in August 2015.

In August 2016, 28 animal control tickets were issued related to various dog violations, including failure to produce a dog license, failure to leash a dog and failure to pick up dog excrement. The Officers conducted patrols of the following locations:

- Garry Point Park
- Railway Shared Pathway
- West Dyke Trail
- North Dyke Trail
- Steveston Community Park
- Great West Cannery Park (South Cove)
- T. Homma Neighbourhood School Park
- Diefenbaker Neighbourhood Park
- Talmey Neighbourhood Park
- McDonald Beach
- Terra Nova Natural Area
- Terra Nova Rural Park
- Manoah Steeves Neighbourhood Park
- Imperial Landing Park
- Britannia Heritage Shipyard Park
- Great West Cannery Park (South Cove)
- T. Homma Neighbourhood School Park
- Garden City Community Park
- Shell Road Trail
- West Dyke Trail

As of the end of August 2016 there were 7491 dogs licensed within the City including 110 dangerous dog licenses. During this same period public reports of dog bites resulted in seven dangerous dog investigations.



City of Richmond

Report to Committee

To: Community Safety Committee **Date:** October 3, 2016

From: Tim Wilkinson **File:** 09-5000-01/2016-Vol
Acting Fire Chief, Richmond Fire-Rescue 01



Re: **Richmond Fire-Rescue Monthly Activity Report - August 2016**

Staff Recommendation

That the staff report titled "Richmond Fire-Rescue Monthly Activity Report - August 2016", dated October 3, 2016 from the Fire Chief, Richmond Fire-Rescue, be received for information.

Tim Wilkinson
Acting Fire Chief
(604-303-2701)

Att. 2

REPORT CONCURRENCE	
CONCURRENCE OF GENERAL MANAGER (Acting) 	
REVIEWED BY STAFF REPORT / AGENDA REVIEW SUBCOMMITTEE	INITIALS: DW
APPROVED BY CAO 	

Staff Report

Origin

This report provides Council with an update on Richmond Fire-Rescue (RFR) activities. RFR continues to work towards the City's vision of being the most appealing, livable, and well-managed community in Canada, through the delivery of its programs and services. RFR is reporting on its activities in support of its mission:

To protect and enhance the City's livability through service excellence in prevention, education and emergency response.

This report supports Council's 2014-2018 Term Goal #1 A Safe Community:

Maintain emphasis on community safety to ensure Richmond continues to be a safe community.

Analysis

Community Involvement

RFR advances public awareness, education and community bridge building by participating in training events and community activities. During August 2016 the following events took place:

- Public Education and Fire Safety Trailer visits to: Richmond Cares, Richmond Gives Seniors' Summer WHAM Health Fair and the Vedic Cultural Centre and Temple Fire Safety Presentation.
- Fire Hall tours were provided for: Potts Education Studio Summer Camp and the Public Works Yard - Works on Wheels.

Staff engaged with over 403 children and adults in the community providing fire safety and harm reduction information. Safety messaging during August 2016 focussed on fire prevention. The public was made aware of key safety points in RFR's monthly safety messaging on Facebook posts and fire hall sign messaging.

Emergency Response

RFR's goal is to respond to events in a manner where loss of life, reduction of property damage and protection of the environment is mitigated. In August 2016 there were a total 936 incidents, representing a 0.2% increase in calls (Attachment 1). The average time on scene for RFR crews was 26.75 minutes, a decrease of 5% from 2015.

In August 2016 there were 93 dispatched fire calls. Of those 74 were actual reportable fires, 180 apparatus' were used and 540 fire personnel attended.

Fire damage and property losses during the month are estimated at \$69,660. This total includes \$8,650 for building/asset loss and \$61,010 for content loss. The total building/asset and content value at risk was estimated to be \$9,944,600 and the total value preserved from damage was \$9,874,940. These numbers translate to 99% of value was protected (Figure 1).

Figure 1: Fire Calls By Type and Loss Estimates – August 2016

Incident Type Breakdown	Call Volume	Estimated Building / Asset Value (\$)	Estimated Building / Asset Loss (\$)	Estimated Content Value (\$)	Estimated Content Loss (\$)	Estimated Total Value Preserved (\$)
Residential: Single family	9	1,500,000	6,000	10,000	1,000	1,503,000
Multi family	5	7,055,100	1,150	27,500	10	7,081,440
Commercial / Industrial	10	1,200,000	-	150,000	60,000	1,290,000
Outdoor	47	-	-	-	-	-
Vehicle	3	2,000	1,500	-	-	500
Totals*	74	9,757,100	8,650	187,500	61,010	9,874,940

*The dollar losses shown in this table are preliminary estimates. They are derived from RFR's record management system and are subject to change due to delays in reporting and confirmation of actual losses from private insurance agencies (as available).

Fire crews minimized loss and limited fires to their place of origin in notable August 2016 incidents:

- Town house located at 9100 block of No. 5 Road. On arrival crews found a fire located in the second floor bedroom of a townhouse. Crews set up ventilation and attacked the fire. The fire was extinguished but the house sustained smoke damage. The fire is under investigation.
- Landfill fire on Williams Road. This was a fire in a disposal pile; access was limited for fire crews to reach. Crews quickly mitigated the fire and the owners continued to manage with situation with their on-site resources.
- Wild land fire on Triangle Road. Approximately one acre of grassland was found burning upon fire crew arrival. Crews requested assistance, and with a water tanker truck from Eco-Waste the fire was extinguished.
- Equipment fire at sawmill on Twigg Place. Crews found a fire in a hopper at a sawmill which was extinguished using water and cold fire.
- There were also two incidents of beach fires located on Dyke Road. Both fires were quickly extinguished by crews.


Financial Impact

None

Conclusion

During August 2016, calls for emergency response increased by 0.2% from August 2015. RFR will continue to monitor these activities to identify trends and ensure potential solutions.

The continued increase in RFR's emergency response has a direct impact on unit availability, response times, availability for non-emergency operations and in-service training. RFR continue to review the available statistics and amend resource allocation as necessary.



Tim Wilkinson
Acting Fire Chief
(604-303-2701)

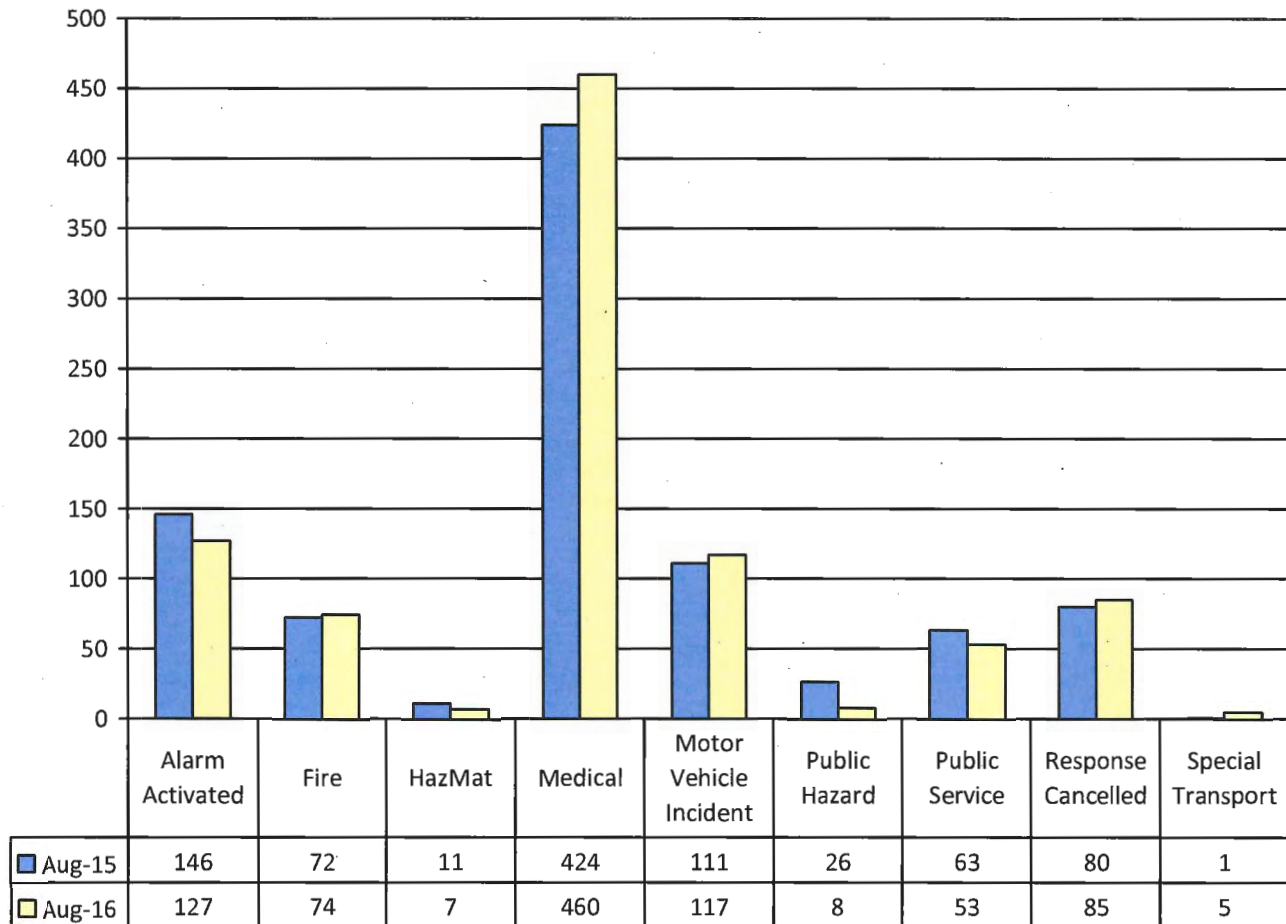
TW:js

- Att. 1: Suppression Activity
- Att. 2: Location of August's Fire, Medical and MVIs

Suppression Activity

The following chart provides a month to month comparison regarding incidents occurring in August 2015 and 2016. In August 2016, there were a total of 936 incidents, compared to 934 in August 2015. This represents an increase of 0.2%.

Table 1: August 2015 & 2016 Calls for Service Volumes



Call Type Legend:
HazMat: includes fuel or vapour; spills, leaks, or containment
Medical includes: cardiac arrest, emergency response, home or industrial accidents
Public Hazard includes: aircraft emergency, bomb removal standby, object removal, or power lines down
Public Service includes: assisting public, ambulance or police, locked in/out, special events, trapped in elevator, water removal

First Responder Totals

Medical first responder incidents comprised 49% of the total emergency responses for RFR during the month of August 2016. A detailed breakdown of the medical incidents for August 2015 and 2016 is set out in the following table by sub-type. There were a total of 460 medical incidents in August 2016 compared to 424 in August 2015, an increase of 8%.

Table 2a: August 2015 & 2016 Medical Calls by Type

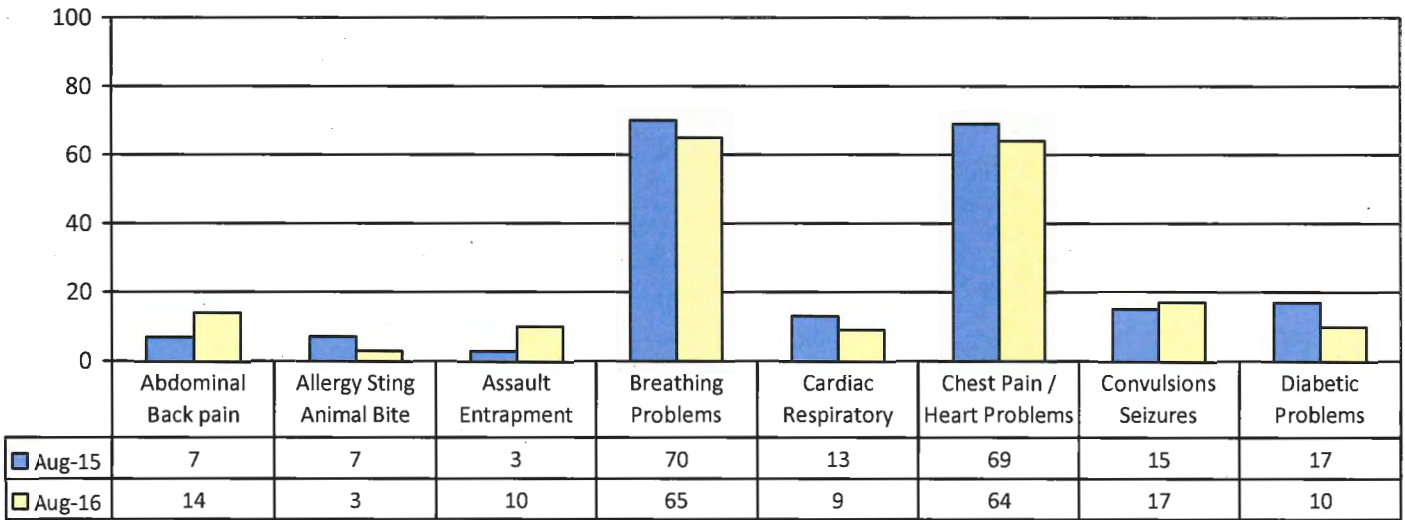
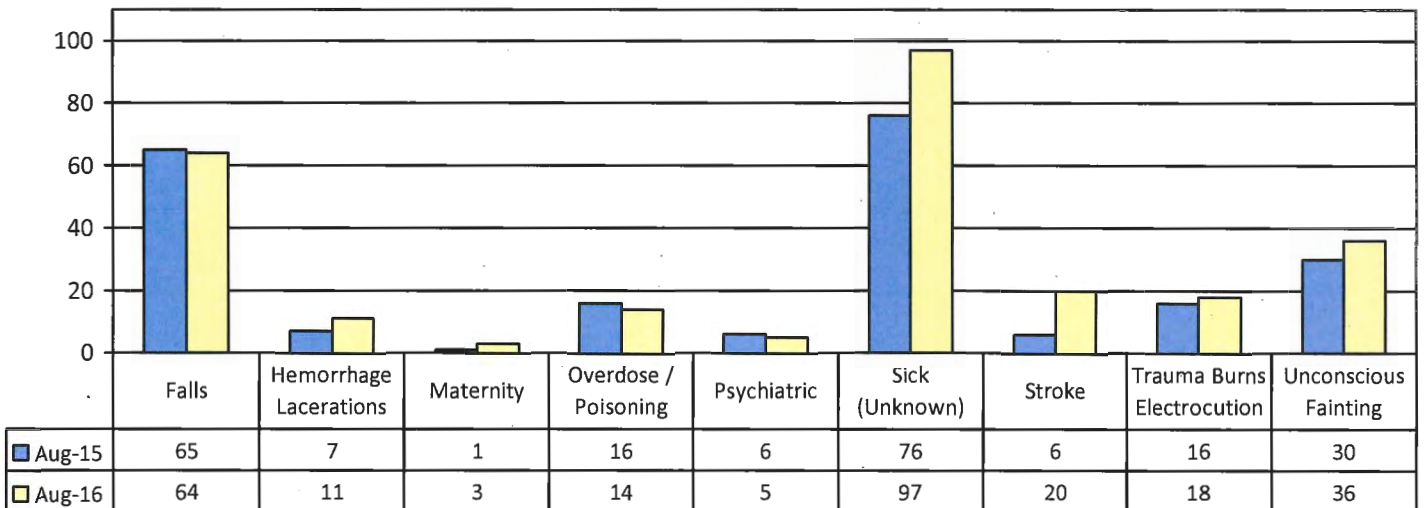


Table 2b: August 2015 & 2016 Medical Calls by Type



Fire Investigations

The fire investigation statistics for August 2016 are listed below:

Table 3: Total Fire Investigation Statistics – August			
	Suspicious	Accidental	Undetermined
Residential - Single-family	0	7	2
Residential - Multi-family	0	4	1
Commercial/Industrial	1	6	3
Outdoor	6	24	17
Vehicle	0	1	2
Totals	7	42	25

RFR investigators report all suspicious fires to the RCMP, while working alongside RCMP staff to address potential risks to the community.

Hazardous Materials

Table 4: HazMat Calls By Type – August	
	Details
Natural Gas / Propane Leaks (small)	5
Unclassified	2
Totals	7

Figure 2: Location of medical calls in August (total 460)

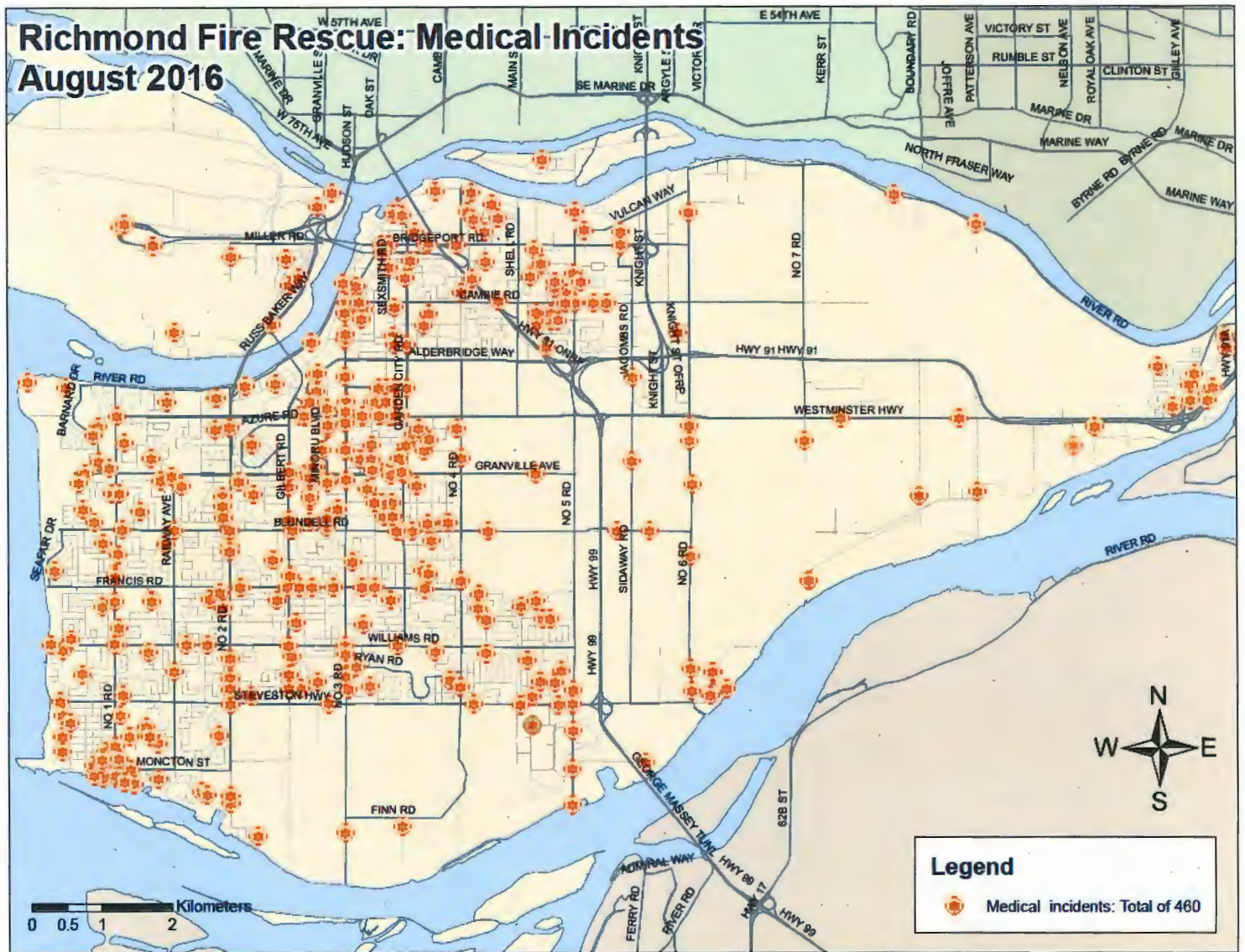
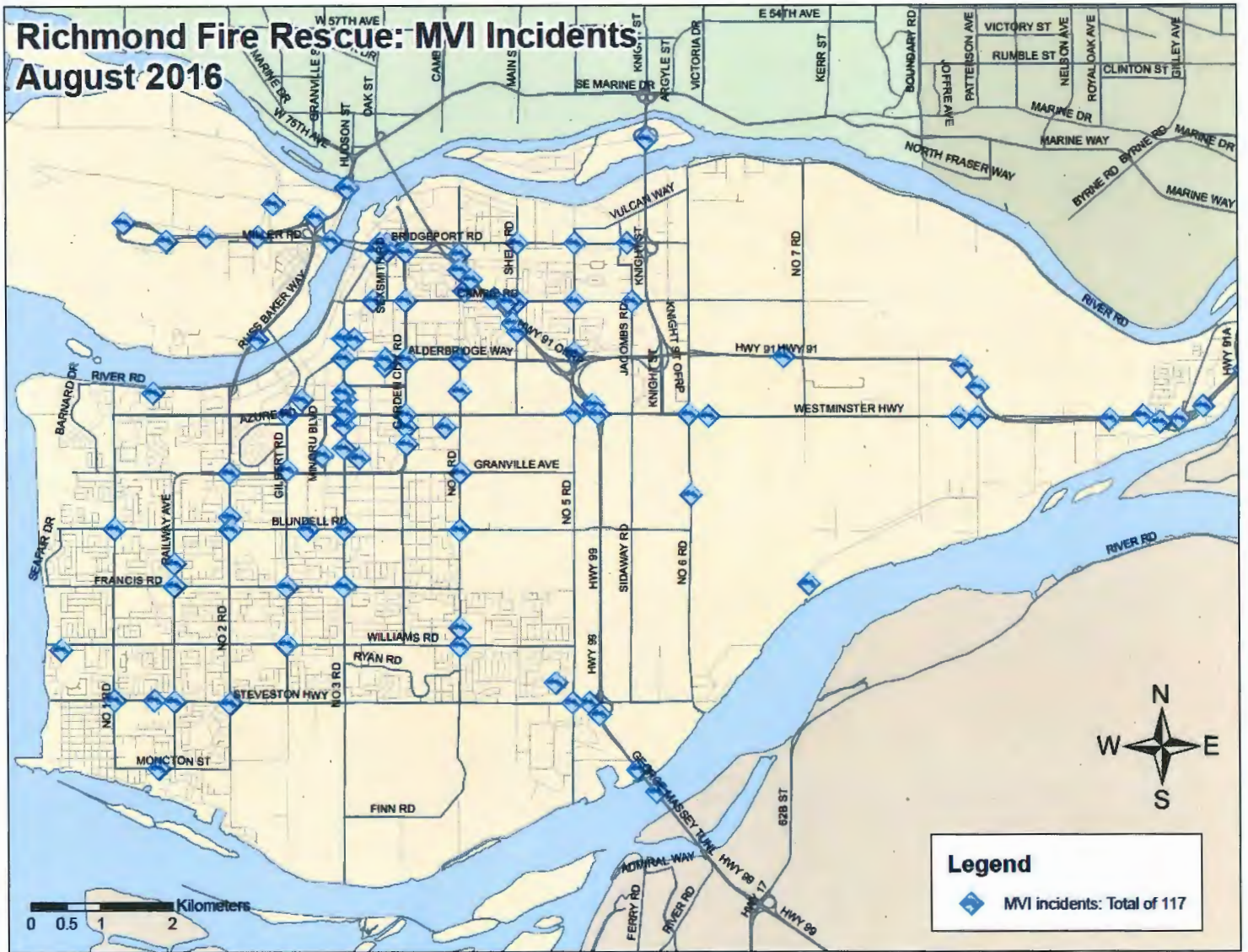


Figure 3: Location of MVI calls in August (total 117)





City of Richmond

Report to Committee

To: Community Safety Committee **Date:** September 15, 2016
From: Renny Nessel, Superintendent **File:** 09-5000-01/2016-Vol
Officer In Charge, Richmond RCMP 01
Re: RCMP's Monthly Activity Report - August 2016

Staff Recommendation

That the report titled "RCMP's Monthly Activity Report – August 2016" dated September 15, 2016 from the Officer in Charge, Richmond RCMP, be received for information.

Rendall Nessel, Superintendent
Officer In Charge, Richmond Detachment
(604-278-1212)

Att. 4

REPORT CONCURRENCE	
CONCURRENCE OF GENERAL MANAGER (Acting) 	
REVIEWED BY STAFF REPORT / AGENDA REVIEW SUBCOMMITTEE	INITIALS: DW
APPROVED BY CAO 	

Staff Report

Origin

At the request of the Community Safety Committee, the Officer in Charge will keep Council informed on matters pertaining to policing in the Richmond community. This monthly activity report for the RCMP provides information on each of the following areas:

1. Activities and Noteworthy Files
2. Analysis of Crime Statistics
3. Auxiliary Constables
4. Block Watch
5. Community Police Stations and Programs
6. Crime Prevention Unit
7. Road Safety Unit
8. Victim Services
9. Youth Section and Programs

This report supports Council's 2014-2018 Term Goal #1 A Safe Community:

Maintain emphasis on community safety to ensure Richmond continues to be a safe community.

Analysis

Below is the RCMP's monthly report for August 2016.

1. Activities and Noteworthy Files

Recovered Stolen Vehicle

On August 3, 2016, Richmond RCMP assisted Vancouver Police with a vehicle that had been stolen. The vehicle was stopped on the Dinsmore Bridge utilizing a spike belt. The occupants of the vehicle attempted to flee but were apprehended, arrested and taken into custody.

Recovered Stolen Ambulance

On August 4, 2016, an ambulance that was stolen from an automotive repair business in Richmond was found in a parking lot on Valmont Way. The vehicle was found to be undamaged.

Fraud in Progress

On August 7, 2016, Richmond RCMP responded to a complaint of a fraud in progress at a rental car business. A male suspect attempted to obtain a vehicle with a fake credit card. Officers arrested the male and took him into custody.

Break and Enter

On August 17, 2016, Richmond RCMP was dispatched to a construction site in response to a complaint of a break and enter in progress. A security company reported that a suspect was seen entering the construction site. Upon arrival, officers could hear cutting noises emanating from the yard. The suspect fled but was located and arrested. The male was found in possession of copper wiring and tools and faces related charges.

Emergency Landing

On August 26, 2016, Richmond RCMP was dispatched to an emergency plane landing at YVR. The flight, which contained 114 people, reported smoke in the cabin area. The plane and occupants landed safely. The problem was linked to a malfunctioning air conditioning unit.

2. Analysis of Crime Statistics

Arson

In August 2016 there were five incidents of arson, which is a 25% increase from August 2015 and 10.5% increase in year-to-date total. Arson at this time is within the 5-year average statistical range.

Assault with a Weapon

There were 12 assaults with a weapon, which is an increase of 71.4% from August 2015 and a 10% increase year-to-date total. Assault with a weapon is just above the 5-year statistical average range.

Drugs

There were 68 drug incidents, which is a decrease of 17% from August 2015 and a 15.3% increase in the year-to-date total. Drug incidents are within the 5-year statistical average range.

Residential Break and Enter

There were 46 break and enters, which is a decrease of 11.5% from August 2015 and a 19.8% decrease in year-to-date total. Residential break and enters are below the 5-year statistical average range.

Sexual Assault

There were six sexual offences, which is a 20% increase from August 2015 and a 61.1% increase in the year-to-date total. Sexual offences are within the 5-year statistical average range.

Shoplifting

There were 65 shoplifting thefts, which is a 3% increase from August 2015 and a 38.9% increase in the year-to-date total. Shoplifting is within the 5-year statistical average range.

Theft from Auto

There were 190 thefts from auto incidents, which is a 13% decrease from August 2015 and a 16.8% increase in the year-to-date total. Theft from auto is within the 5-year statistical average range.

Violent Crime

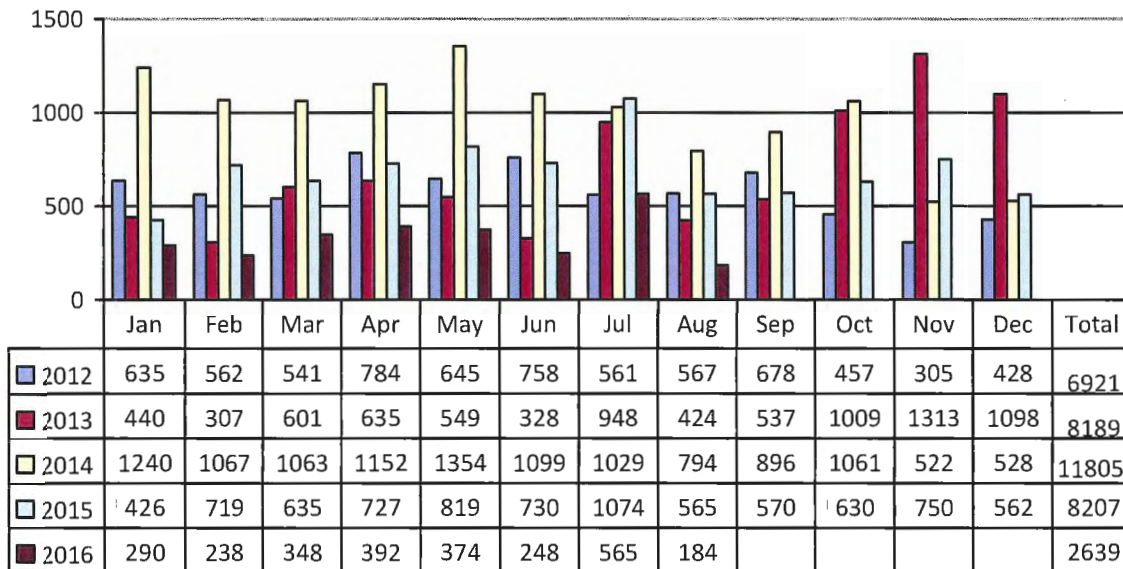
There were 112 violent crime incidents, which is a 13% increase from August 2015 and a 20.3% increase in the year-to-date total. Violent crime is within the 5-year statistical average range.

3. Auxiliary Constables

At the end of August 2016, Richmond RCMP Detachment (the Detachment) had a total complement of 38 auxiliary constables who provided 184 volunteer hours in August. This is a 67% reduction of hours from July 2016 and a 67% reduction from August 2015. Volunteer hours remain significantly reduced in 2016 due to directives from the RCMP National Headquarters. Auxiliary constables are now required to have RCMP officers in attendance at events.

Figure 1 compares the monthly hours of service provided by month from 2012 to 2016.

Figure 1 Auxiliary Constable Volunteer Hours



Auxiliary Constables Activities

Block Watch: Participated in Block Watch events and assisted with Block Watch captain training hosted by the Detachment.

Crime Reduction: Participated in community outreach with RCMP officers and community policing volunteers in response to identified criminal activity trends. Block Watch was promoted in neighborhoods that had experienced recent break and enters.

Crime Watch: Provided support to Crime Watch volunteers on weekend patrols.

ICBC Counterattack Campaign: Assisted RCMP officers in conducting road checks to promote public awareness of the dangers of impaired driving.

Night Markets: Assisted by providing a police presence on weekends at these events.

Project 529: Participated in the delivery of this bike registry program in Richmond.

4. Block Watch

Block Watch Activities

Announcement: On August 9, 2016 the new Block Watch Coordinator commenced her role at the Detachment.

Block Watch: At the end of August 2016 the Block Watch program had 427 groups containing 9,852 participants. Currently the program includes 569 captains having decreased by one captain and increased by four groups and 25 participants during the last month.

Events: On August 21, 2016 there were three Block Watch events that took place at 3200 block of Regent Street, Candlewood Drive and Smith Drive. Auxiliary Constable Volunteers attended. Auxiliaries provided information on crime prevention initiatives and registered bikes in relation to Project 529.

Outreach: On August 23, 2016 Crime Prevention conducted targeted and direct outreach in support of Block Watch. The Community Response Team (CRT) was deployed with members of the Crime Prevention Unit and attended the area of Lucas Road and Gilbert Road. This area, which currently has no Block Watch program, was contacted through a door to door initiative. As a result a potential captain and co-captain were identified. Several bikes were registered and information was provided on several crime prevention programs.

5. Community Police Station Programs

Community Police Station Activities

Bike Patrol: Volunteers participated in 11 deployments totaling 100 hours.

Distracted Driver's: On August 17, 2016, City Centre and South Arm volunteers attended the family movie night at King George Park. The Distracted Driver's obstacle course was deployed and the youth participated in the fatal vision goggles.

Fail to Stop: Volunteers participated in 26 Fail to stop deployments at various intersection locations throughout Richmond. 973 warning letters were sent to the registered owner's for vehicles found in violation.

Family Picnic: On August 7, 2016, volunteers attended the Bodhi Meditation Centre at King George Park for a family picnic. Volunteers hosted an information table, deployed the Distracted Driver's obstacle course, Lock-Out Auto Crime and bike patrols.

Foot/Van Patrols: Volunteers participated in 17 deployments totaling 89 hours.

Youth Camp: August 10, 2016, a volunteer assisted at the Cambie Community Centre youth camp.

Project 529: August 16, 2016, a volunteer assisted with Project 529 bike registry at Garry Point Park.

Analysis

75 Distracted Driver letters were sent resulting in a 13.6% increase compared to August 2015 and a 63% increase compared to July 2016.

2314 Lock Out Auto Crime notices were sent resulting in a 24% decrease compared to August 2015 and a 32% decrease compared to July 2016.

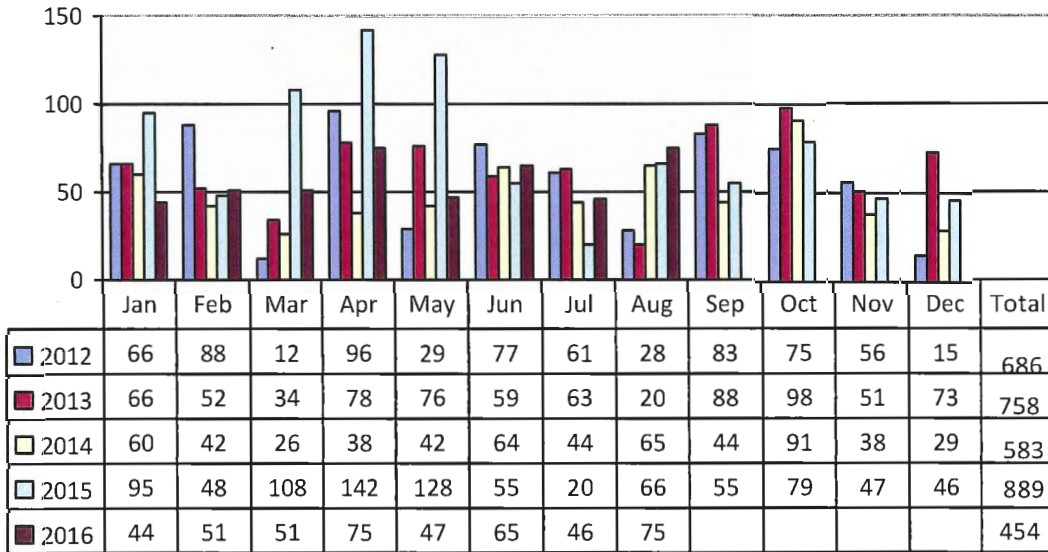
753 Speed Watch letters sent resulting in a 20% decrease compared to August 2015 and a 1.5% increase compared to July 2016

Community police stations continue to enhance the Detachment's policing service by providing an array of crime prevention resources and community safety initiatives. City staff and volunteers pursued safety initiatives which enhanced crime prevention program awareness, community engagement, police accessibility and reduced anxiety and fear levels related to crime. The demographics of the program vary from month to month based on weather conditions, seasonal initiatives, events and the availability of the volunteers.

Distracted Drivers

Figure 2 provides a comparison by year of the number of letters sent to registered owners.

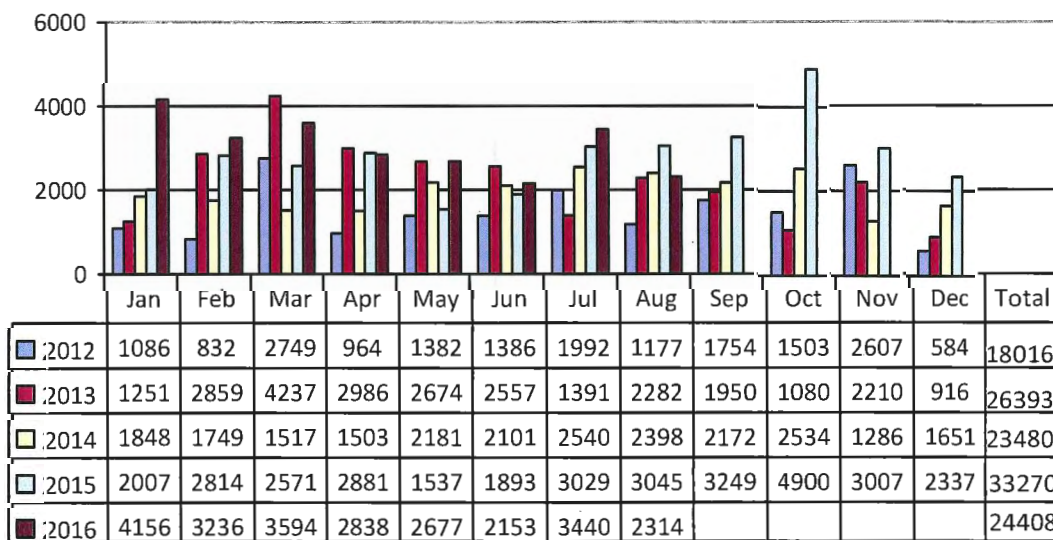
Figure 2: Distracted Driver Letters Sent



Lock-Out Auto Crime

Figure 3 provides a comparison by year of the number of vehicle notices issued.

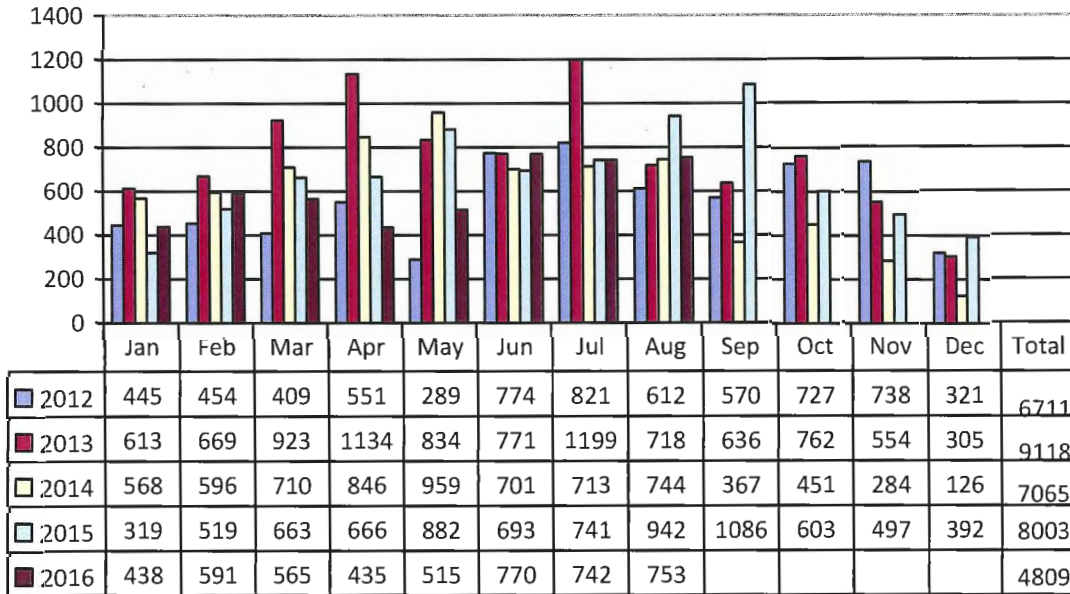
Figure 3: Lock Out Auto Crime Vehicles Issued a Notice



Speed Watch

Figure 4 provides a comparison by year of the number of letters sent to registered owners.

Figure 4: Speed Watch Letters Sent



6. Crime Prevention Unit

Crime Prevention Activities

Detachment Mobile Application: Attended meetings with applications developers and policing partners to establish best practices continue with a goal to have material for Detachment senior management in the fall.

Project 529 Bike Registry: Crime Prevention hosted the following outreach events:

- o August 6 – Steveston/Maritime Festival
- o August 16 – Garry Point Park

In addition Crime Prevention provided training to Transit Police to facilitate their integration of Project 529 with local and regional efforts.

Toy Drive: Planning has commenced for the Christmas Fund Toy Drive.

Volunteer Training: Crime Prevention is coordinating the upcoming volunteer training planned for September at City Hall.

7. Road Safety Unit

The Road Safety Unit makes Richmond's roads safer through evidence-based traffic enforcement, investigation of serious vehicle collisions, and public education programs. The statistics below compare August 2016 data to both June and July 2016.

The Moving Violations category refers to violations such as unsafe lane change and unsafe passing. The Vehicle category refers to motor vehicle regulation defects such as no insurance and no lights. The Other category refers to other motor vehicle infractions such as miscellaneous charges including fail to remain at the scene of accident and failing to stop for police.

Violation Tickets were issued for the following infractions:

Infraction	June 2016	July 2016	August 2016
Distracted Driving	173	158	112
Driver License	131	147	125
Impaired	38	36	36
Intersection offences	92	119	94
Moving Violations	173	122	60
Speeding	189	363	170
Seatbelts	20	26	21
Vehicle Related	79	98	110
Other	43	62	39
Total	938	1131	767

Notice and Orders issued for the following infractions:

Infraction	June 2016	July 2016	August 2016
Distracted Driving	15	10	11
Driver License	37	16	22
Intersection	44	34	50
Moving Violations	74	89	71
Speeding	72	91	64
Seatbelts	1	5	9
Vehicle Related	127	166	129
Other	0	0	0
Total	370	411	356

Parking and Bylaw Tickets:

Name	Act	Example	June 2016	July 2016	August 2016
Parking	Municipal Bylaw	Municipal parking offences	30	31	28
MTI's	Municipal Ticket Information	Municipal Bylaw offence	0	0	0

8. Victim Services

- In August 2016 Richmond RCMP Victim Services provided on-going support to 67 clients and attended 12 crime/trauma scenes. The unit maintains an active caseload of 150 on-going files.
- In addition Victim Services provides on-going emotional support to medical related sudden deaths and family conflict and general dysfunction. Some cases were referred for long term assistance.

9. Youth Section

Youth Section Activities

Cambie Community Centre: August 23, 2016, Youth Section members attended this day camp to provide a presentation on the role of police in the community.

Camp Courage: August 10, 2016, Richmond RCMP and Richmond Fire Rescue hosted one-day camps at various Community Centers throughout Richmond. Camp Courage provides children aged 9 to 12 an opportunity to find out what it's like to be a police officer and fire fighter. Children learn about the training, responsibilities and equipment involved through demonstrations and activities. A fee of \$25 per child covers a T-shirt, supplies and pizza lunch.

Crime Reduction Patrol Focus: During August, Youth Section conducted vehicle and foot patrols in Steveston and the City Centre as part of the Detachment's crime reduction strategy.

Crime Prevention Project: August 17, 2016, Youth Section teamed up with Crime Prevention to conduct a multi-faceted theft prevention project. Plainclothes and uniformed personnel were deployed in various neighborhoods throughout Richmond.

Kidropolis: August 12, 2016, Youth Section members attended a day camp to provide a presentation on the role of police in the community.

Park Summer Fun Nights: August 3, 2016, Youth Section attended this event.

SAFE Planning: Youth Section members met with primary, secondary and post-secondary schools to update SAFE (School Action for Emergencies) plans. The SAFE plan is an operational computer database that was released nationally in September 2007. This police application delivers site-specific emergency response plans to help front-line members respond efficiently and effectively to critical incidents. The initiative is part of the RCMP's ongoing commitment to youth and building safer communities.


School Visits: Youth Section attended several schools over August providing summer programming. Officers also provided routine, proactive visits to these schools to connect with students and teachers.

Financial Impact

None.

Conclusion

The Officer in Charge, Richmond Detachment continues to ensure Richmond remains a safe and desirable community.



Edward Warzel
Manager, RCMP Administration
(604-207-4767)

EW: jl

- Att. 1: Community Policing Programs Definition
- 2: Crime Statistics
- 3: Crime Maps
- 4: August 2016 sample of police occurrences in Richmond

Auxiliary Constables

- The primary mandate of Richmond's Auxiliary Constables is to support community policing activities related to public safety and crime prevention.
- For more information, visit www.richmond.ca/safety/police/prevention/auxiliary.htm

Block Watch

- Community-based crime prevention program aimed at helping neighbors organize themselves to prevent crime.
- Residents can receive email alerts of neighbourhood residential break and enters by registering their email addresses at: blockwatch@richmond.ca
- For more information, visit www.richmond.ca/safety/police/prevention/blockwatch.htm

Difference Maker Project

- The Difference Maker Project is an off-shoot of the School Sports Programs. Elementary school students are mentored by teachers, police officers and community ambassadors. This activity aims to encourage social and civic responsibility amongst elementary and secondary school aged youth through community projects.

Distracted Driving Program

- Trained volunteers monitor intersections and observe distracted drivers.
- A letter is sent to the registered owner of the offending vehicle with information on the safety risks associated to the observed behaviour and applicable fine amounts.
- For more information, visit www.richmond.ca/safety/police/prevention/programs.htm

Fail to Stop

- Trained volunteers monitor areas that have been referred to the program by local businesses or residents where drivers are not making a full stop at the stop sign, or running a red light.
- An information letter is sent to the registered owner of the vehicle advising them the date, time and location and applicable fine amounts if the driver received a violation ticket.

Lock Out Auto Crime

- Co-sponsored by the Insurance Corporation of BC (ICBC), volunteers patrol city streets and parking lots looking for automobile security vulnerabilities.
- Notices supplied by ICBC are issued to every vehicle inspected indicating to the owner what issues need to be addressed in order to keep the vehicle and contents secure.
- For more information, visit
- www.richmond.ca/safety/police/personal/vehicle.htm

Project 529

- This program allows riders to easily and securely register their bikes. This up-to-date database of bikes alerts its registrants if a fellow 529 bike is stolen.
- Project 529 is a unique, multi-national registry that holds a database of all registered and stolen bikes.

Speed Watch

- Co-sponsored by ICBC, promotes safe driving habits by alerting drivers of their speed.
- Trained volunteers are equipped with radar and a speed watch reader board that gives drivers instant feedback regarding their speed.
- Volunteers record the license plate number and the speed, and a letter is sent to the registered owner of the offending vehicle. The letter includes the date, time and location and applicable fine amounts if the driver received a violation ticket.

Stolen Auto Recovery

- Co-sponsored by ICBC, trained volunteers equipped with portable computers identify stolen vehicles.
- These volunteers recover hundreds of stolen vehicles each year throughout the Lower Mainland.

Volunteer Bike and Foot Patrol Program

- Trained volunteers patrol Richmond neighbourhoods reporting suspicious activities and providing a visible deterrent to crime and public order issues.



August 2016 STATISTICS

This chart identifies the monthly totals for all founded Criminal Code incidents, excluding Traffic Criminal Code. Based on Uniform Crime Reporting (UCR) scoring, there are three categories: (1) Violent Crime, (2) Property Crime, and (3) Other Criminal Code. Within each category, particular offence types are highlighted in this chart. In addition, monthly totals for Controlled Drugs and Substances Act (CDSA) incidents are included.

The Average Range data is based on activity in a single month over the past 5 years. If the current monthly total for an offence is above average, it will be noted in **red**, while below-average numbers will be noted in **blue**.

Year-to-Date percentage increases of more than 10% are marked in **red**, while decreases of more than 10% are **blue**. Please note that percentage changes are inflated in categories with small numbers (e.g.: Sexual Offences).

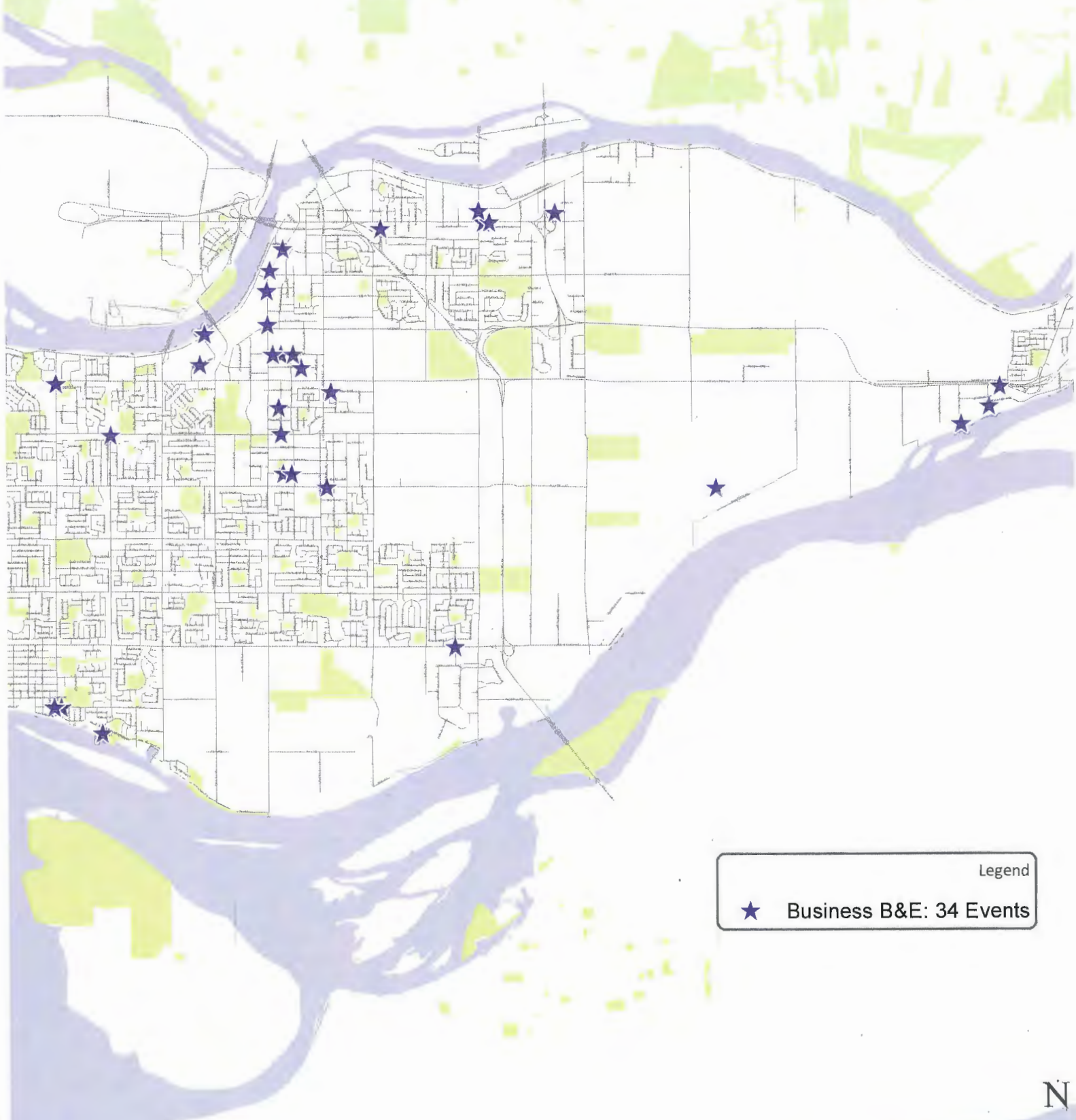
	CURRENT MONTH	5-YR AVERAGE	5-YR AVERAGE RANGE	YEAR-TO-DATE TOTALS			
	Aug-16	August		2015	2016	% Change	Change in # of Incidents
VIOLENT CRIME (UCR 1000-Series Offences)	112	106.4	97-116	795	956	20.3%	161
<i>Robbery</i>	7	6.2	4-8	44	64	45.5%	20
<i>Assault Common</i>	36	40.2	33-47	306	322	5.2%	16
<i>Assault w/ Weapon</i>	12	9.8	8-11	80	88	10.0%	8
<i>Sexual Offences</i>	6	6.6	3-11	36	58	61.1%	22
PROPERTY CRIME (UCR 2000-Series Offences)	693	688.8	635-743	5446	5646	3.7%	200
<i>Business B&E</i>	34	33.4	20-47	226	229	1.3%	3
<i>Residential B&E</i>	46	58.8	52-66	505	405	-19.8%	-100
<i>MV Theft</i>	24	28.2	19-38	234	238	1.7%	4
<i>Theft From MV</i>	190	180.0	152-208	1518	1773	16.8%	255
<i>Theft</i>	132	125.2	109-141	1059	852	-19.5%	-207
<i>Shoplifting</i>	65	65.2	58-72	406	564	38.9%	158
<i>Fraud</i>	47	52.4	46-59	480	366	-23.8%	-114
OTHER CRIMINAL CODE (UCR 3000-Series Offences)	226	236.8	218-255	1607	1552	-3.4%	-55
<i>Arson - Property</i>	5	5.8	3-9	38	42	10.5%	4
SUBTOTAL (UCR 1000- to 3000-Series)	1031	1031.4	981-1082	7845	8154	3.9%	309
DRUGS (UCR 4000-Series Offences)	68	69.8	48-92	491	566	15.3%	75

Prepared by Richmond RCMP.

Data collected from PRIME on 2016-09-07. Published 2016-09-07.

This data is operational and subject to change. This document is not to be copied, reproduced, used in whole or part or disseminated to any other person or agency without the consent of the originator(s).

Business B&E August 2016

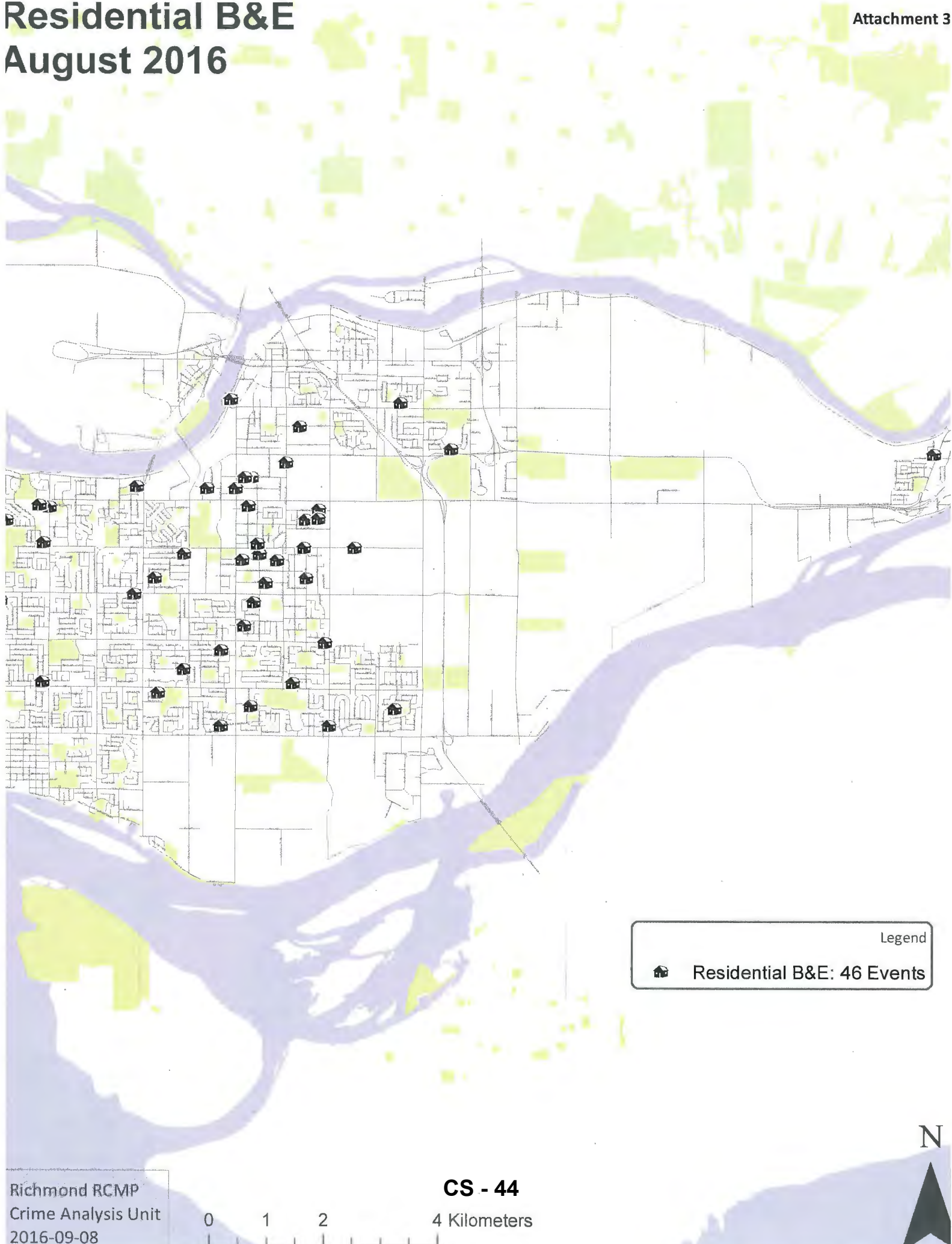


Legend

★ Business B&E: 34 Events



Residential B&E August 2016



Legend

 Residential B&E: 46 Events



Auto Theft August 2016




Richmond RCMP
 Crime Analysis Unit
 2016-09-08

CS - 45

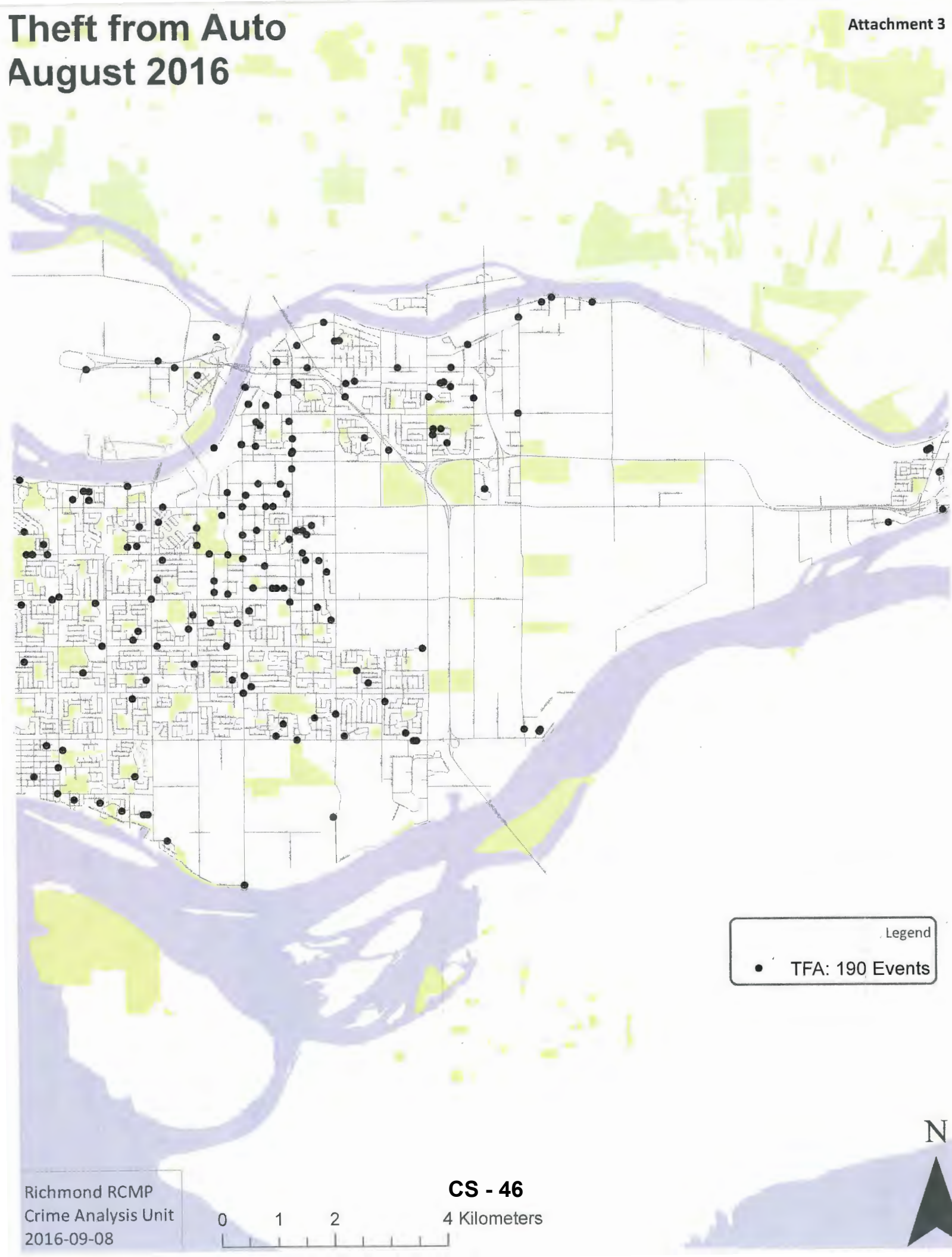
0 0.5 1 2 Kilometers

Legend


 Auto Theft: 24 Events



Theft from Auto August 2016



Legend
● TFA: 190 Events



August 2016

Sunday	Monday	Tuesday	Wednesday	Thursday	Friday	Saturday	
	1 911 FALSE 5 ASSAULT AUTO THFT 1 B&E BUS 1 B&E OTH B&E RES DISTURB. 6 MHA 2 BYLAW 9 THEFT 2 TFA 2 WEAPONS 2 GO 112	2 911 FALSE 6 ASSAULT 1 AUTO THFT 3 B&E BUS B&E OTH 1 B&E RES DISTURB. 12 MHA 5 BYLAW 6 THEFT 4 TFA 8 WEAPONS 1 GO 141	3 911 FALSE 5 ASSAULT 2 AUTO THFT 1 B&E BUS 1 B&E OTH B&E RES DISTURB. 1 MHA 5 BYLAW 2 THEFT 2 TFA 6 WEAPONS 1 GO 126	4 911 FALSE 6 ASSAULT AUTO THFT 2 B&E BUS 1 B&E OTH B&E RES 3 DISTURB. 6 MHA 1 BYLAW 4 THEFT 6 TFA 11 WEAPONS GO 125	5 911 FALSE 3 ASSAULT 3 AUTO THFT 1 B&E BUS B&E OTH B&E RES 6 DISTURB. 1 MHA 4 BYLAW 4 THEFT 7 TFA 7 WEAPONS GO 143	6 911 FALSE 2 ASSAULT 1 AUTO THFT B&E BUS 1 B&E OTH B&E RES 1 DISTURB. 10 MHA 3 BYLAW 9 THEFT 2 TFA 2 WEAPONS 1 GO 117	
7 911 FALSE 8 ASSAULT 3 AUTO THFT B&E BUS 4 B&E OTH 1 B&E RES 4 DISTURB. 7 MHA 3 BYLAW 3 THEFT 3 TFA 6 WEAPONS GO 113	8 911 FALSE 16 ASSAULT 4 AUTO THFT B&E BUS 3 B&E OTH B&E RES 5 DISTURB. 5 MHA 3 BYLAW 3 THEFT 4 TFA 10 WEAPONS GO 154	9 911 FALSE 9 ASSAULT 1 AUTO THFT 1 B&E BUS 2 B&E OTH B&E RES 1 DISTURB. 3 MHA 4 BYLAW 2 THEFT 5 TFA 11 WEAPONS 2 GO 145	10 911 FALSE 8 ASSAULT 1 AUTO THFT 2 B&E BUS 2 B&E OTH 1 B&E RES DISTURB. 8 MHA 2 BYLAW 5 THEFT 6 TFA 7 WEAPONS 2 GO 136	11 911 FALSE 5 ASSAULT 3 AUTO THFT 1 B&E BUS 1 B&E OTH B&E RES DISTURB. 3 MHA 1 BYLAW 5 THEFT 12 TFA 6 WEAPONS 3 GO 147	12 911 FALSE 8 ASSAULT 1 AUTO THFT 2 B&E BUS 1 B&E OTH 1 B&E RES DISTURB. 3 MHA 5 BYLAW 6 THEFT 6 TFA 2 WEAPONS 1 GO 117	13 911 FALSE 6 ASSAULT 2 AUTO THFT B&E BUS B&E OTH B&E RES 2 DISTURB. 3 MHA 4 BYLAW 10 THEFT 2 TFA 7 WEAPONS GO 127	
14 911 FALSE 4 ASSAULT 3 AUTO THFT 2 B&E BUS B&E OTH B&E RES 1 DISTURB. 8 MHA 3 BYLAW 7 THEFT TFA 10 WEAPONS 1 GO 115	15 911 FALSE 11 ASSAULT 2 AUTO THFT B&E BUS 1 B&E OTH B&E RES 4 DISTURB. 4 MHA 1 BYLAW 3 THEFT 6 TFA 7 WEAPONS GO 127	16 911 FALSE 4 ASSAULT 4 AUTO THFT 1 B&E BUS 1 B&E OTH B&E RES 1 DISTURB. 5 MHA 2 BYLAW 7 THEFT 6 TFA 7 WEAPONS 3 GO 131	17 911 FALSE 6 ASSAULT 2 AUTO THFT 1 B&E BUS 2 B&E OTH B&E RES 3 DISTURB. 6 MHA 1 BYLAW 1 THEFT 4 TFA 5 WEAPONS 2 GO 145	18 911 FALSE 3 ASSAULT 1 AUTO THFT B&E BUS B&E OTH B&E RES 2 DISTURB. 3 MHA 3 BYLAW 8 THEFT 4 TFA 7 WEAPONS 2 GO 116	19 911 FALSE 4 ASSAULT 1 AUTO THFT 3 B&E BUS B&E OTH B&E RES 3 DISTURB. 5 MHA 4 BYLAW 4 THEFT 4 TFA 4 WEAPONS 3 GO 134	20 911 FALSE 6 ASSAULT 3 AUTO THFT 2 B&E BUS 2 B&E OTH B&E RES 1 DISTURB. 3 MHA BYLAW 15 THEFT 4 TFA 3 WEAPONS 1 GO 115	
21 911 FALSE 4 ASSAULT 1 AUTO THFT 1 B&E BUS B&E OTH B&E RES 1 DISTURB. 3 MHA 1 BYLAW 8 THEFT 8 TFA 8 WEAPONS 1 GO 114	22 911 FALSE 11 ASSAULT 2 AUTO THFT 2 B&E BUS B&E OTH B&E RES 3 DISTURB. 3 MHA 2 BYLAW 4 THEFT 3 TFA 13 WEAPONS 1 GO 127	23 911 FALSE 5 ASSAULT 2 AUTO THFT 1 B&E BUS 3 B&E OTH B&E RES 1 DISTURB. 5 MHA 3 BYLAW 1 THEFT 2 TFA 4 WEAPONS 1 GO 106	24 911 FALSE 3 ASSAULT 2 AUTO THFT 1 B&E BUS 1 B&E OTH B&E RES 2 DISTURB. 4 MHA 3 BYLAW 1 THEFT 2 TFA 4 WEAPONS 3 GO 114	25 911 FALSE 6 ASSAULT 9 AUTO THFT 1 B&E BUS 2 B&E OTH B&E RES 2 DISTURB. 4 MHA 2 BYLAW 2 THEFT 5 TFA 3 WEAPONS 1 GO 134	26 911 FALSE 6 ASSAULT 1 AUTO THFT 1 B&E BUS B&E OTH B&E RES 1 DISTURB. 14 MHA 2 BYLAW 6 THEFT 3 TFA 9 WEAPONS 2 GO 153	27 911 FALSE 6 ASSAULT 1 AUTO THFT B&E BUS B&E OTH B&E RES 1 DISTURB. 7 MHA 2 BYLAW 13 THEFT 7 TFA 2 WEAPONS 1 GO 119	
28 911 FALSE 5 ASSAULT 2 AUTO THFT B&E BUS 3 B&E OTH 1 B&E RES 1 DISTURB. 5 MHA BYLAW 7 THEFT 4 TFA 4 WEAPONS 2 GO 107	29 911 FALSE 6 ASSAULT 1 AUTO THFT 2 B&E BUS 3 B&E OTH B&E RES DISTURB. 5 MHA 2 BYLAW 4 THEFT 6 TFA 7 WEAPONS 1 GO 125	30 911 FALSE 7 ASSAULT 4 AUTO THFT B&E BUS 2 B&E OTH B&E RES DISTURB. 5 MHA 3 BYLAW 4 THEFT 5 TFA 5 WEAPONS 2 GO 127	31 911 FALSE 5 ASSAULT 2 AUTO THFT 1 B&E BUS 1 B&E OTH B&E RES 4 DISTURB. 2 MHA 2 BYLAW 2 THEFT 1 TFA 9 WEAPONS 1 GO 122	Legend 911-FALSE/ABAND ASSAULTS AUTO THEFT BREAK & ENTER - BUS BREAK & ENTER - OTH BREAK & ENTER - RES CAUSE DISTURBANCE MENTAL HEALTH ACT MUNICIPAL BYLAW OTHER THEFT U/5000 THEFT FROM VEHICLE WEAPONS OFFENCES GENERAL OCCURENCE			911 FALSE ASSAULT AUTO THFT B&E BUS B&E OTH B&E RES DISTURB. MHA BYLAW THEFT TFA WEAPONS GO

Statistics Run on 2016-09-13
 Prepared by Richmond RCMP.
 This data is operational and subject to change. This document is not to be copied, reproduced, used in whole or part or disseminated to any other person or agency without the consent of the originator(s).

These statistics are based on UCR primary scoring only.
 *All CCJS are included (assistance, information, prevention, unsubstantiated, unfounded). Street Checks, Tickets, and non-GO calls have not been calculated.