



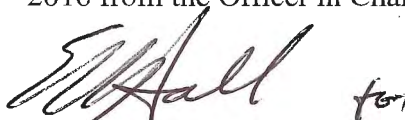
City of Richmond

Report to Committee



To: Community Safety Committee **Date:** October 12, 2016
From: Rendall Nasset, Superintendent
Officer In Charge, Richmond RCMP **File:** 09-5000-01/2016-Vol
01
Re: RCMP's Monthly Activity Report - September 2016

Staff Recommendation

That the report titled "RCMP's Monthly Activity Report – September 2016" dated October 12, 2016 from the Officer in Charge, Richmond RCMP, be received for information.


for
Rendall Nasset, Superintendent
Officer In Charge, Richmond Detachment
(604-278-1212)

Att. 4

REPORT CONCURRENCE	
CONCURRENCE OF GENERAL MANAGER (Acting) 	
REVIEWED BY STAFF REPORT / AGENDA REVIEW SUBCOMMITTEE	INITIALS: DW
APPROVED BY CAO 	

Staff Report

Origin

At the request of the Community Safety Committee, the Officer in Charge will keep Council informed on matters pertaining to policing in the Richmond community. This monthly activity report for the RCMP provides information on each of the following areas:

1. Activities and Noteworthy Files
2. Analysis of Crime Statistics
3. Auxiliary Constables
4. Block Watch
5. Community Police Stations and Programs
6. Crime Prevention Unit
7. Road Safety Unit
8. Victim Services

This report supports Council's 2014-2018 Term Goal #1 A Safe Community:

Maintain emphasis on community safety to ensure Richmond continues to be a safe community.

Analysis

Below is the RCMP's monthly report for September 2016.

1. Activities and Noteworthy Files

Break and Enter

On September 1, 2016, Richmond RCMP responded to a complaint of a break and enter at a residence in the 7000 block of Afton Drive. A neighbor contacted police when he observed a suspect breaking into a residence. Upon arrival one of the suspects, a 34 year old female, quickly surrendered and was taken into custody.

The second suspect attempted to evade police by climbing out of a second story window and onto the roof of an adjacent home. Police evacuated the residence and subsequently negotiated his surrender. Both suspects have been charged with Break and Enter to a Dwelling House. The female suspect was also charged with Breach of Undertaking or Recognizance while the male suspect was charged with Obstructing a Police Officer.

Road Rage Assault

On September 10, 2016, a 58 year old motorist was driving her vehicle southbound along No. 2 Road when she honked at another motorist who had veered into her lane. While stopped at the intersection of Steveston Highway and No. 3 Road, the other driver exited from her vehicle, reached into the driver's side window and proceeded to drag the motorist from her vehicle,

physically assaulting her. Several good Samaritans intervened and disengaged the suspect. The victim reported the incident to police from her home. The incident is under investigation.

Robbery

On September 13, 2016, Richmond RCMP responded to a complaint of a robbery in progress at a shopping mall in the 4100 block of Hazelbridge Way. Police were advised that a trio of suspects had entered a jewelry store with hammers and smashed several display cases. The thieves were dressed in dark construction clothing and wore surgical masks. The suspects fled in a gray GMC Sierra truck.

With the assistance of the Lower Mainland Air Services helicopter, officers searched the area and located a pickup that was abandoned in the 9300 block of Capstan Way. The incident remains under investigation.

Altercation

On September 29, 2016, Richmond RCMP responded to a complaint of an altercation at a shopping mall in the 6500 block of No. 3 Road. Police determined that a pepper spray substance had been discharged inside the mall. Investigation revealed that there were two groups involved. An individual from the first group sprayed two individuals in the second group. Both groups subsequently fled the scene.

The incident caused several shops to close and some patrons to be evacuated. Two male victims were located and treated at the scene by the BC Ambulance Service prior to transportation to hospital. Officers were able to arrest three males and one female suspect in the vicinity of the mall. The investigation continues.

2. Analysis of Crime Statistics

Arson

In September 2016 there were two incidents of arson, which is a 71% decrease from September 2015 and a 60% decrease from August 2016. Arson at this time is below the 5-year statistical average range.

Assault with a Weapon

There were 14 assaults with a weapon, which is a decrease of 17% from September 2015 and a 16.6% increase from August 2016. Assault with a weapon is within the 5-year statistical average range.

Drugs

There were 58 drug incidents, which is an increase of 26% from September 2015 and a 14% decrease from August 2016. Drug incidents are within the 5-year statistical average range.

Residential Break and Enter

There were 43 break and enters, which is an increase of 4.8% from September 2015 and a 6.5% decrease from August 2016. Residential break and enters are within the 5-year statistical average range.

Sexual Assault

There were seven sexual offences, which is a 22% decrease from September 2015 and a 16.6% increase from August 2016. Sexual offences are within the 5-year statistical average range.

Shoplifting

There were 57 shoplifting thefts, which is a 16% decrease from September 2015 and a 12% decrease from August 2016. Shoplifting is within the 5-year statistical average range.

Theft from Auto

There were 156 thefts from auto incidents, which is a 32% decrease from September 2015 and a 17.8% decrease from August 2016. Theft from auto is within the 5-year statistical average range.

Violent Crime

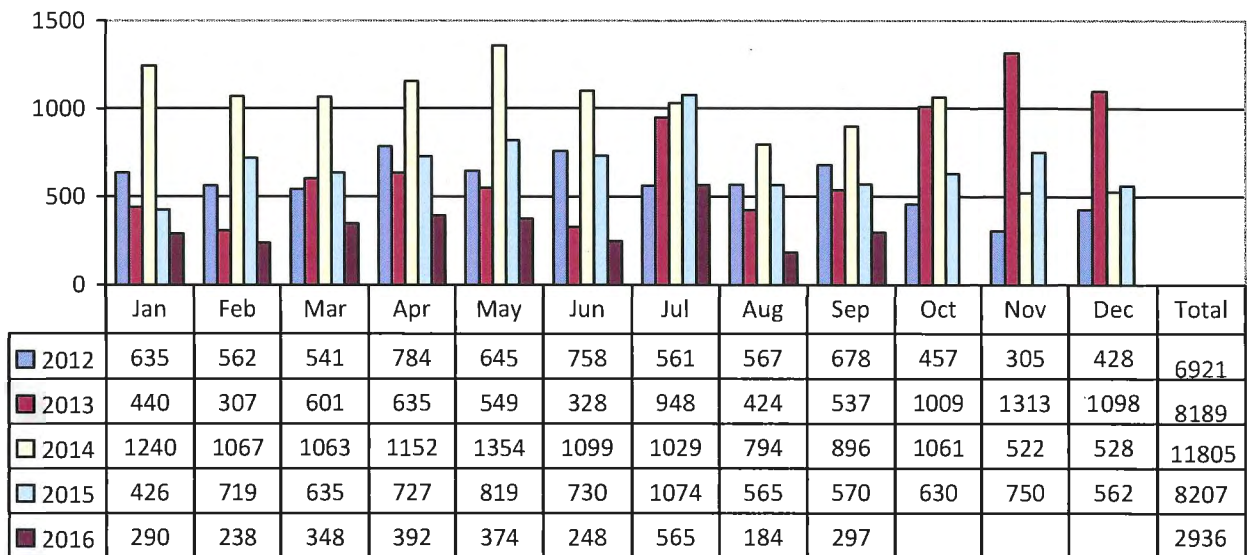
There were 113 violent crime incidents, which is a 0% variation from September 2015 and a .89% increase from August 2016. Violent crime is within the 5-year statistical average range.

3. Auxiliary Constables

At the end of September 2016, Richmond RCMP Detachment (the Detachment) had a total complement of 38 auxiliary constables who provided 297 volunteer hours in September 2016. This is a 61% increase of hours from August 2016 and a 47.8% reduction from September 2015. Volunteer hours remain significantly reduced in 2016 due to directives from the RCMP National Headquarters. Auxiliary constables are now required to have RCMP officers in attendance at events.

Figure 1 compares the monthly hours of service provided by month from 2012 to 2016.

Figure 1: Auxiliary Constable Volunteer Hours



Auxiliary Constables Activities

Block Watch: Participated in events and barbeques hosted by Block Watch groups and assisted with Detachment hosted Block Watch captain training.

Crime Watch: Provided support to Crime Watch volunteers on weekend patrols.

Night Markets: Assisted by providing a police presence on weekends at these events.

Pathways Barbeque: Organized and participated in an RCMP hosted event at Pathways Clubhouse to promote mutual communication and awareness.

Project 529: Participated in the delivery of the bike registry program in Richmond.

Project SWOOP/Hang-up: Assisted the Road Safety Unit and volunteers in promoting awareness and enforcement of speeding and distracted drivers across Richmond.

World Festival: 10 Auxiliary Constables assisted RCMP officers to conduct foot patrols for this event.

4. Block Watch

Block Watch Activities

Block Watch: At the end of September 2016 the Block Watch program had 428 groups containing 9880 participants. Currently, the program includes 571 captains having increased by two captains, one group and 28 participants.

Block Party: One Block Watch party took place at Lassam Road on September 18, 2016. Block Watch brochures were provided to the captain for distribution.

Email Alerts: At the end of September 2016 there were 5,556 Richmond residents and 986 Richmond Businesses registered to receive the City Watch break and enter email alerts.

Project 529: The Community Response Team held a free Project 529 bike registration event at the Terra Nova rural park area on September 1, 2016. Despite the rain, 50-60 people attended the event to register their bikes.

5. Community Police Station Programs

Community Police Station Activities

Bike Patrol: Volunteers participated in nine deployments totalling 74 hours.

Fail to Stop: Volunteers participated in 25 Fail to stop deployments at various intersection locations throughout Richmond. 826 warning letters were sent to the registered owners for vehicles found in violation.

Foot/Van Patrols: Volunteers participated in 12 deployments totalling 91.5 hours.

Speed Watch: Volunteers conducted a Speed Watch at Cook Elementary School on September 7, 8, 9 as a reminder to motorists that school is back in session. School staff and parents were pleased to see the volunteers during this very busy first week. Speed Watch observed 881 vehicles at this location with 94 of those 10 km over the speed limit.

Project SWOOP/Hang-up: Volunteers participated in this program along with Crime Prevention, Road Safety Unit and ICBC. Speed Watch had 5,416 vehicles checked with 207 vehicles found to be 10 km over the speed limit. The Distracted Driving program had 7,118 vehicles checked resulting in 26 distracted drivers identified.

Training Day: Volunteers participated in one of the four training days offered on September 20, 22, 28 and 29.

Analysis

56 Distracted Driver letters were sent resulting in a 1.8% increase compared to September 2015 and a 25% decrease compared to August 2016.

3035 Lock Out Auto Crime notices were sent resulting in a 6.5% decrease compared to September 2015 and a 31% increase compared to August 2016.

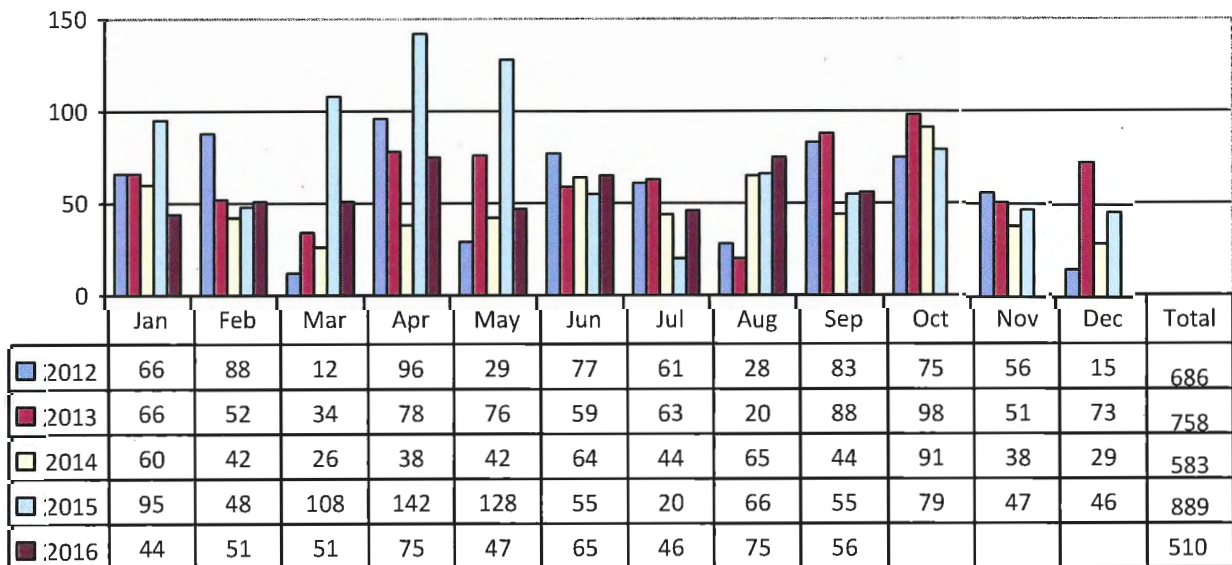
636 Speed Watch letters sent resulting in a 32% decrease compared to September 2015 and a 15.5% decrease compared to August 2016

Community police stations continue to enhance the Detachment’s policing service by providing an array of crime prevention resources and community safety initiatives. City staff and volunteers pursued safety initiatives which enhanced crime prevention program awareness, community engagement, police accessibility and reduced anxiety and fear levels related to crime. The demographics of the program vary from month to month based on weather conditions, seasonal initiatives, events and the availability of the volunteers.

Distracted Drivers

Figure 2 provides a comparison by year of the number of letters sent to registered owners.

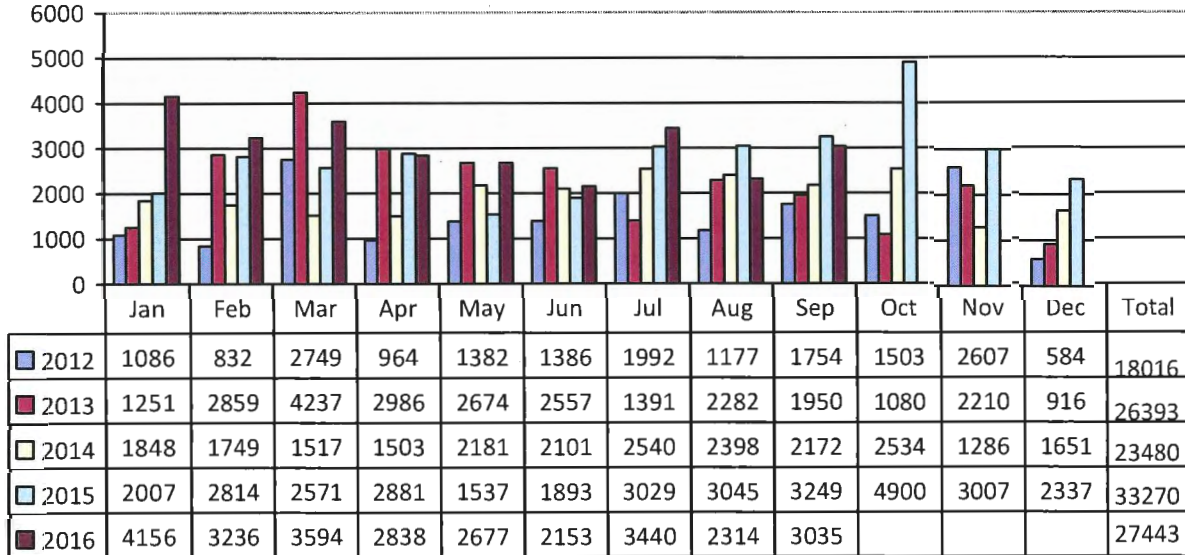
Figure 2: Distracted Driver Letters Sent



Lock-Out Auto Crime

Figure 3 provides a comparison by year of the number of vehicle notices issued.

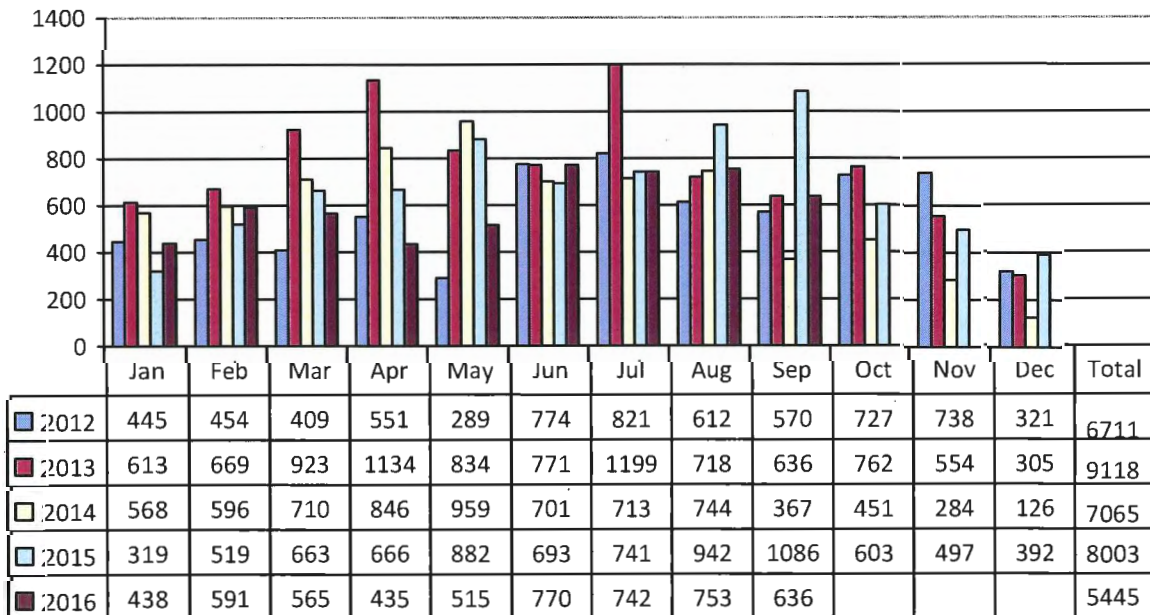
Figure 3: Lock Out Auto Crime Vehicles Issued a Notice



Speed Watch

Figure 4 provides a comparison by year of the number of letters sent to registered owners.

Figure 4: Speed Watch Letters Sent



6. Crime Prevention Unit

Crime Prevention Activities

Community

- Crime Prevention members trained 150 volunteers in four, two hour training sessions on September 20, 22, 28 and 29, 2016.
- Crime Prevention members and Coast Capital Savings participated in an event to support Cops for Cancer Tour De Coast on September 28, 2016. The event raised \$2,000 for Cops for Cancer.
- Crime Prevention members deployed the Community Response Team on September 1 and September 21, 2016 to assist with the bike registry and mail theft prevention at the city centre.
- Crime Prevention members participated in Crime Watch Project Swoop deployments.

Bike Theft

- Registration events were held on September 1 and September 21, 2016 resulting in 110 bikes being added to the Project 529 registration.
- On September 16, 2016 a Crime Prevention member, who is the chair of the BC Inter-agency Bike Theft Task Force, met with the BC Solicitor General in Prince George on the issue of bike theft.
- Year-to-date bike theft in Richmond has been reduced almost 25% in Richmond. This is the first downward trend in five years for the City.

Christmas Toy Drive

Event planning commenced for the annual Christmas Toy Drive. This event will take place at Ironwood mall on November 19, 2016.

Emergency Responder Access – Joint Venture

RCMP and Richmond Fire-Rescue are collaborating on an emergency responder building access project. The program's goal is to facilitate better and more efficient emergency responder access to multi-family buildings in Richmond in the event of an emergency. The focus is primarily on residential access with commercial being the long term goal. The proposal was approved at the September 26, 2013 Council meeting. Training and policy procedures are currently being developed.

7. Road Safety Unit

The Road Safety Unit makes Richmond's roads safer through evidence-based traffic enforcement, investigation of serious vehicle collisions, and public education programs. The statistics below compare September 2016 data to both July and August 2016.

The Moving Violations category refers to violations such as unsafe lane change and unsafe passing. The Vehicle category refers to motor vehicle regulation defects such as no insurance and no lights. The Other category refers to other motor vehicle infractions such as miscellaneous charges including fail to remain at the scene of accident and failing to stop for police.

Violation Tickets were issued for the following infractions:

Infraction	July 2016	August 2016	September 2016
Distracted Driving	158	112	173
Driver License	147	125	163
Impaired	36	36	24
Intersection offences	119	94	121
Moving Violations	122	60	155
Speeding	363	170	354
Seatbelts	26	21	15
Vehicle Related	98	110	98
Other	62	39	110
Total	1131	767	1213

Notice and Orders issued for the following infractions:

Infraction	July 2016	August 2016	September 2016
Distracted Driving	10	11	17
Driver License	16	22	19
Intersection	34	50	35
Moving Violations	89	71	64
Speeding	91	64	84
Seatbelts	5	9	6
Vehicle Related	166	129	97
Other	0	0	0
Total	411	356	322

Parking and Bylaw Tickets:

Name	Act	Example	July 2016	August 2016	Sept 2016
Parking	Municipal Bylaw	Municipal parking offences	31	28	82
MTI's	Municipal Ticket Information	Municipal Bylaw offence	0	0	0

8. Victim Services


- In September 2016 Richmond RCMP Victim Services provided on-going support to 72 clients and attended 11 crime/trauma scenes. The unit maintains an active caseload of 165 on-going files.
- In addition, Victim Services provides on-going emotional support to medical related sudden deaths and family conflict, suicides and robberies. In one case, Victim Services attended a house fire and provided follow up service to members of the family of the deceased. Some cases were referred for long term assistance.
- Victim Services responded to the scene of a robbery at a retail business. Although no one was hurt, the victims were visibly shaken and upset by the crime. Victim Services continues to provide on-going emotional support for the victims.

Financial Impact

None.

Conclusion

The Officer in Charge, Richmond Detachment continues to ensure Richmond remains a safe and desirable community.



Edward Warzel
Manager, RCMP Administration
(604-207-4767)

EW:jl

- Att. 1: Community Policing Programs Definition
2: Crime Statistics
3: Crime Maps
4: September 2016 sample of police occurrences in Richmond

Auxiliary Constables

- The primary mandate of Richmond's Auxiliary Constables is to support community policing activities related to public safety and crime prevention.
- For more information, visit www.richmond.ca/safety/police/prevention/auxiliary.htm

Block Watch

- Community-based crime prevention program aimed at helping neighbors organize themselves to prevent crime.
- Residents can receive email alerts of neighbourhood residential break and enters by registering their email addresses at: blockwatch@richmond.ca
- For more information, visit www.richmond.ca/safety/police/prevention/blockwatch.htm

Difference Maker Project

- The Difference Maker Project is an off-shoot of the School Sports Programs. Elementary school students are mentored by teachers, police officers and community ambassadors. This activity aims to encourage social and civic responsibility amongst elementary and secondary school aged youth through community projects.

Distracted Driving Program

- Trained volunteers monitor intersections and observe distracted drivers.
- A letter is sent to the registered owner of the offending vehicle with information on the safety risks associated to the observed behaviour and applicable fine amounts.
- For more information, visit www.richmond.ca/safety/police/prevention/programs.htm

Fail to Stop

- Trained volunteers monitor areas that have been referred to the program by local businesses or residents where drivers are not making a full stop at the stop sign, or running a red light.
- An information letter is sent to the registered owner of the vehicle advising them the date, time and location and applicable fine amounts if the driver received a violation ticket.

Lock Out Auto Crime

- Co-sponsored by the Insurance Corporation of BC (ICBC), volunteers patrol city streets and parking lots looking for automobile security vulnerabilities.
- Notices supplied by ICBC are issued to every vehicle inspected indicating to the owner what issues need to be addressed in order to keep the vehicle and contents secure.
- For more information, visit
- www.richmond.ca/safety/police/personal/vehicle.htm

Project 529

- This program allows riders to easily and securely register their bikes. This up-to-date database of bikes alerts its registrants if a fellow 529 bike is stolen.
- Project 529 is a unique, multi-national registry that holds a database of all registered and stolen bikes.

Speed Watch

- Co-sponsored by ICBC, promotes safe driving habits by alerting drivers of their speed.
- Trained volunteers are equipped with radar and a speed watch reader board that gives drivers instant feedback regarding their speed.
- Volunteers record the license plate number and the speed, and a letter is sent to the registered owner of the offending vehicle. The letter includes the date, time and location and applicable fine amounts if the driver received a violation ticket.

Stolen Auto Recovery

- Co-sponsored by ICBC, trained volunteers equipped with portable computers identify stolen vehicles.
- These volunteers recover hundreds of stolen vehicles each year throughout the Lower Mainland.

Volunteer Bike and Foot Patrol Program

- Trained volunteers patrol Richmond neighbourhoods reporting suspicious activities and providing a visible deterrent to crime and public order issues.



SEPTEMBER 2016 STATISTICS

This chart identifies the monthly totals for all founded Criminal Code incidents, excluding Traffic Criminal Code. Based on Uniform Crime Reporting (UCR) scoring, there are three categories: (1) Violent Crime, (2) Property Crime, and (3) Other Criminal Code. Within each category, particular offence types are highlighted in this chart. In addition, monthly totals for Controlled Drugs and Substances Act (CDSA) incidents are included.

The Average Range data is based on activity in a single month over the past 5 years. If the current monthly total for an offence is above average, it will be noted in **red**, while below-average numbers will be noted in **blue**.

Year-to-Date percentage increases of more than 10% are marked in **red**, while decreases of more than 10% are **blue**. Please note that percentage changes are inflated in categories with small numbers (e.g.: Sexual Offences).

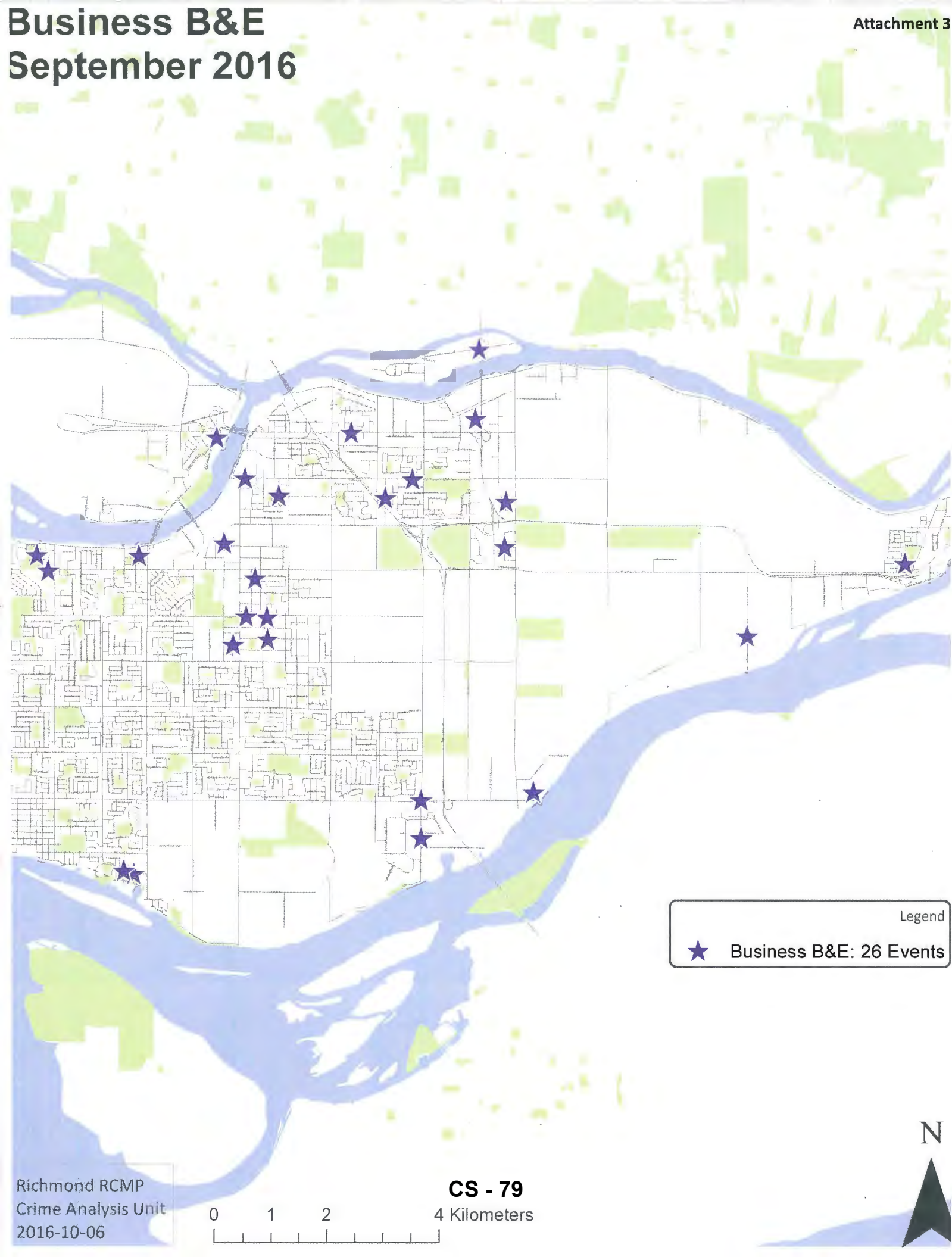
	CURRENT MONTH	5-YR AVERAGE	5-YR AVERAGE RANGE	YEAR-TO-DATE TOTALS			
	Sep-16	September		2015	2016	% Change	Change in # of Incidents
VIOLENT CRIME (UCR 1000-Series Offences)	113	109.4	97-122	908	1069	17.7%	161
<i>Robbery</i>	6	6.4	5-8	50	70	40.0%	20
<i>Assault Common</i>	40	37.2	30-44	349	362	3.7%	13
<i>Assault w/ Weapon</i>	14	12.8	9-17	97	102	5.2%	5
<i>Sexual Offences</i>	7	6.6	4-9	45	65	44.4%	20
PROPERTY CRIME (UCR 2000-Series Offences)	565	617.0	530-704	6168	6211	0.7%	43
<i>Business B&E</i>	26	33.0	21-45	258	255	-1.2%	-3
<i>Residential B&E</i>	43	58.2	38-79	546	448	-17.9%	-98
<i>MV Theft</i>	24	27.0	19-35	272	262	-3.7%	-10
<i>Theft From MV</i>	156	171.4	132-211	1749	1929	10.3%	180
<i>Theft</i>	89	106.8	96-117	1176	941	-20.0%	-235
<i>Shoplifting</i>	57	53.0	41-65	474	621	31.0%	147
<i>Fraud</i>	41	41.2	33-50	532	407	-23.5%	-125
OTHER CRIMINAL CODE (UCR 3000-Series Offences)	155	194.6	166-223	1824	1707	-6.4%	-117
<i>Arson - Property</i>	2	6.2	4-8	45	44	-2.2%	-1
SUBTOTAL (UCR 1000- to 3000-Series)	833	921.0	820-1022	8897	8987	1.0%	90
DRUGS (UCR 4000-Series Offences)	58	57.4	51-64	537	624	16.2%	87

Prepared by Richmond RCMP.

Data collected from PRIME on 2016-10-06. Published 2016-10-06.

This data is operational and subject to change. This document is not to be copied, reproduced, used in whole or part or disseminated to any other person or agency without the consent of the originator(s).

Business B&E September 2016



Legend

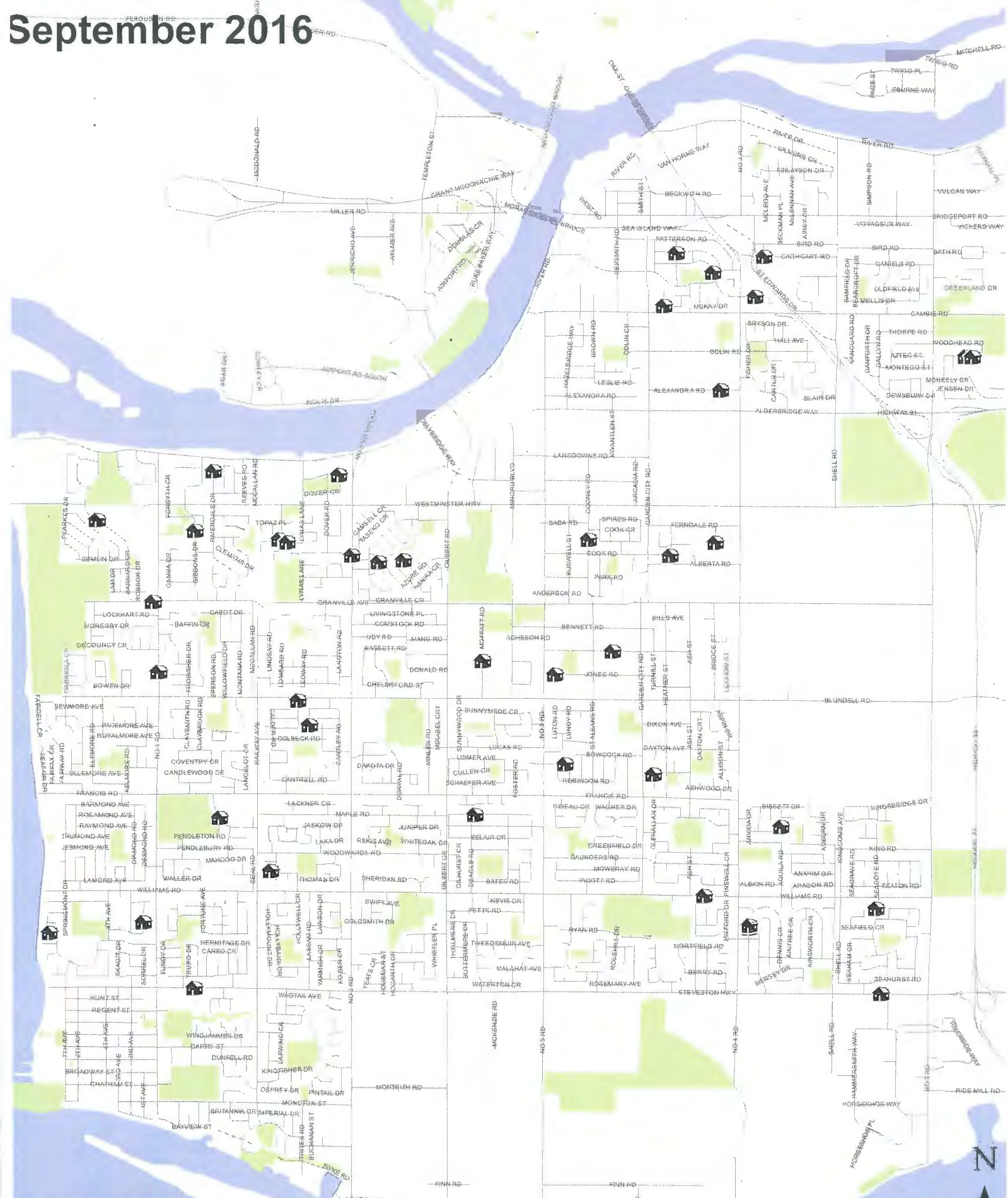
★ Business B&E: 26 Events

Richmond RCMP
Crime Analysis Unit
2016-10-06

0 1 2 4 Kilometers

CS - 79





Richmond RCMP
Crime Analysis Unit
2016-10-06



CS - 80

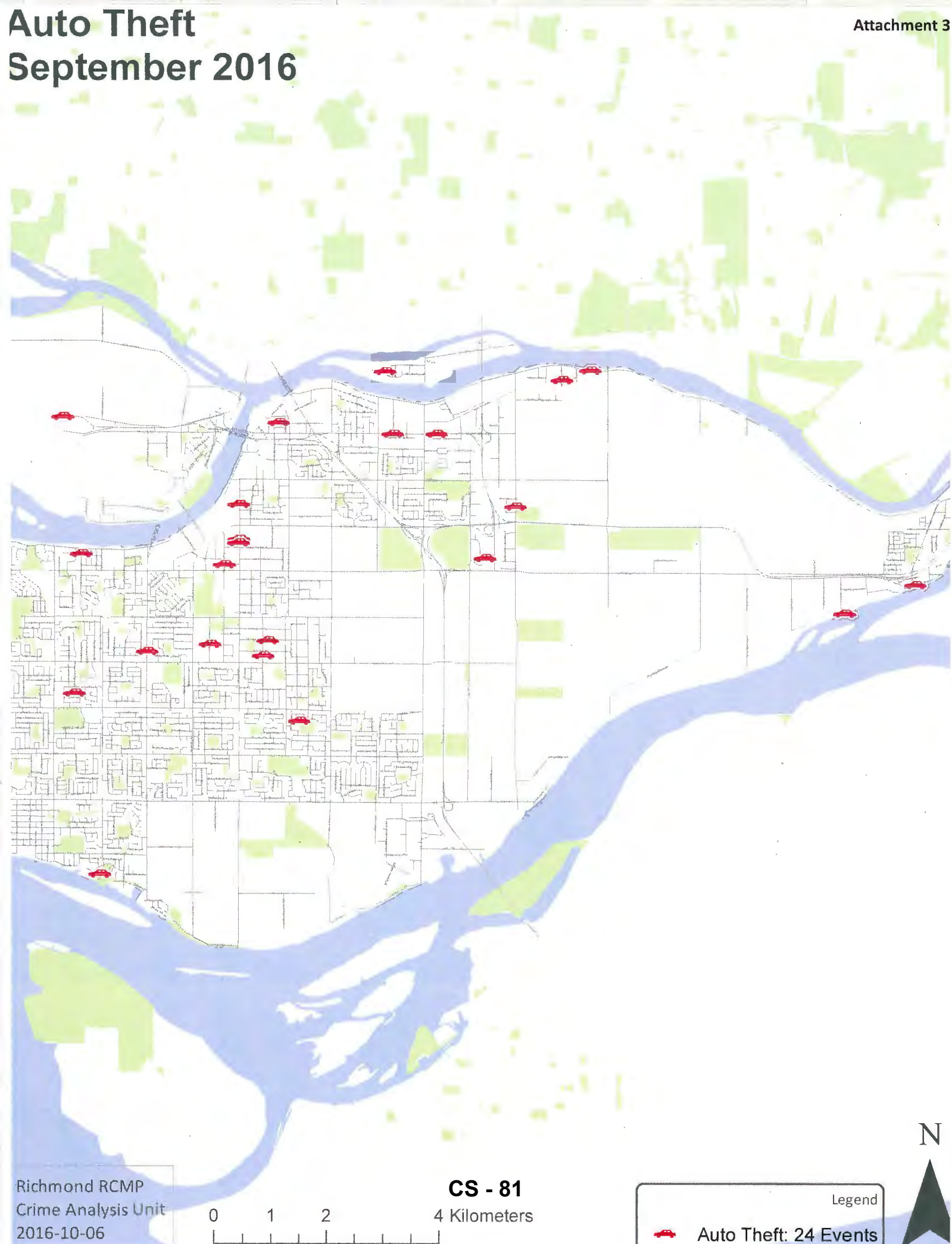
2 Kilometers

Legend

Residential B&E: 43 Events



Auto Theft September 2016



Richmond RCMP
Crime Analysis Unit
2016-10-06

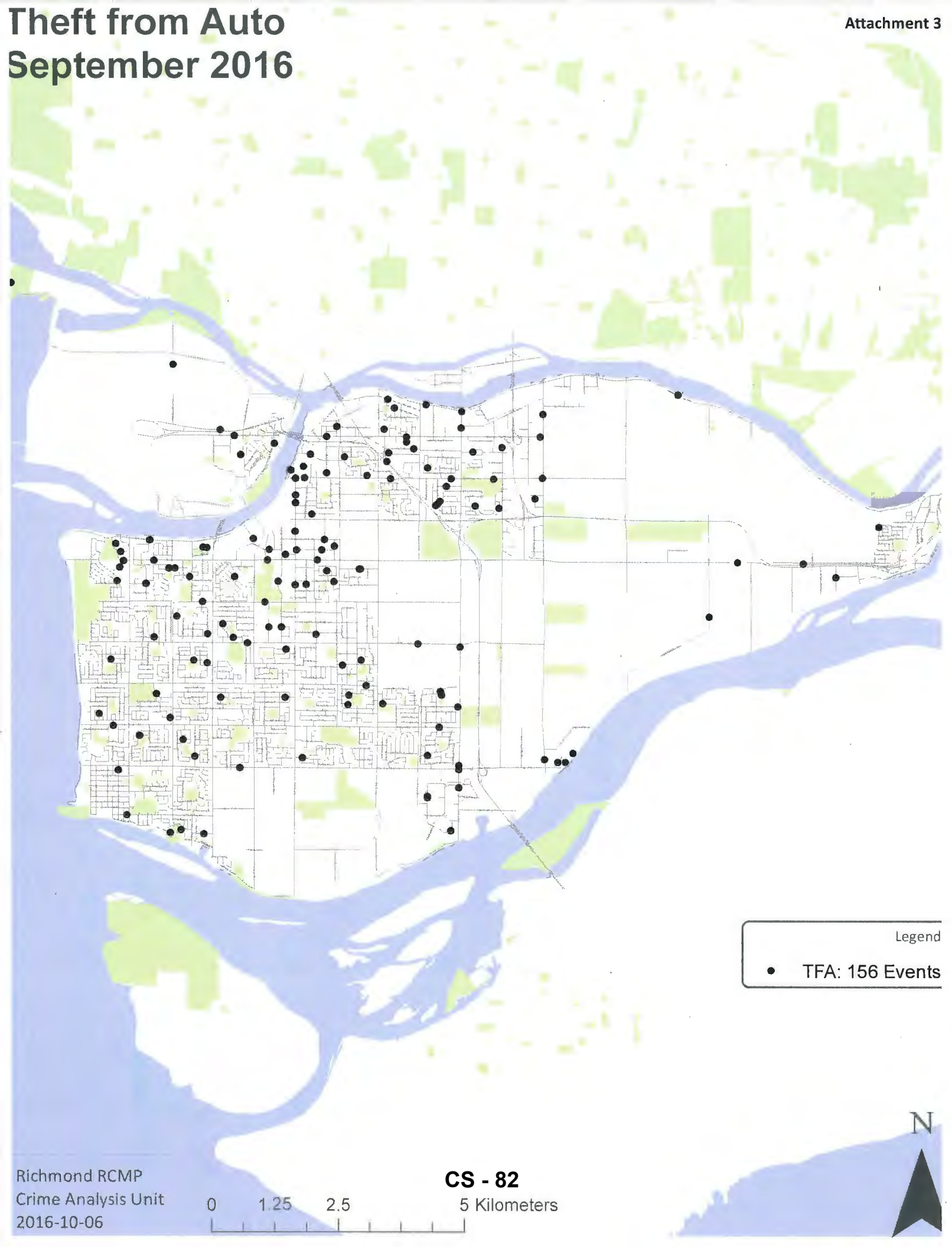
CS - 81

0 1 2 4 Kilometers

Legend
Auto Theft: 24 Events



Theft from Auto September 2016



Legend

- TFA: 156 Events



September 2016

Sunday	Monday	Tuesday	Wednesday	Thursday	Friday	Saturday							
Legend 911-FALSE/ABAND 911 FALSE ASSAULTS ASSAULT AUTO THEFT AUTO THFT BREAK & ENTER - BUS B&E BUS BREAK & ENTER - OTH B&E OTH BREAK & ENTER - RES B&E RES CAUSE DISTURBANCE DISTURB. MENTAL HEALTH ACT MHA MUNICIPAL BYLAW BYLAW OTHER THEFT U/5000 THEFT THEFT FROM VEHICLE TFA WEAPONS OFFENCES WEAPONS GENERAL OCCURENCE GO				1	911 FALSE 6 ASSAULT 4 AUTO THFT 1 B&E BUS B&E OTH B&E RES 2 DISTURB. 4 MHA 5 BYLAW 4 THEFT 3 TFA 8 WEAPONS 1 TOTAL GO: 174	2	911 FALSE 6 ASSAULT 1 AUTO THFT 1 B&E BUS 1 B&E OTH B&E RES 1 DISTURB. 5 MHA 1 BYLAW 5 THEFT 2 TFA 6 WEAPONS 1 TOTAL GO: 102	3	911 FALSE 1 ASSAULT 2 AUTO THFT 1 B&E BUS 2 B&E OTH B&E RES 2 DISTURB. 5 MHA 1 BYLAW 6 THEFT 2 TFA 10 WEAPONS 3 TOTAL GO: 131				
4	911 FALSE 3 ASSAULT 3 AUTO THFT B&E BUS B&E OTH B&E RES 1 DISTURB. 1 MHA 5 BYLAW 6 THEFT 3 TFA 3 WEAPONS 3 TOTAL GO: 90	5	911 FALSE 4 ASSAULT AUTO THFT 2 B&E BUS 1 B&E OTH B&E RES 3 DISTURB. 6 MHA 2 BYLAW 2 THEFT 5 TFA 7 WEAPONS TOTAL GO: 92	6	911 FALSE 2 ASSAULT 3 AUTO THFT 1 B&E BUS B&E OTH B&E RES 3 DISTURB. 1 MHA 6 BYLAW 3 THEFT 2 TFA 7 WEAPONS TOTAL GO: 101	7	911 FALSE 7 ASSAULT 1 AUTO THFT 1 B&E BUS 1 B&E OTH B&E RES 1 DISTURB. 3 MHA 2 BYLAW 3 THEFT 3 TFA 6 WEAPONS TOTAL GO: 104	8	911 FALSE 6 ASSAULT 3 AUTO THFT B&E BUS 1 B&E OTH B&E RES 3 DISTURB. 6 MHA 5 BYLAW 6 THEFT 4 TFA 9 WEAPONS 1 TOTAL GO: 132	9	911 FALSE 6 ASSAULT 2 AUTO THFT B&E BUS 1 B&E OTH B&E RES 3 DISTURB. 3 MHA 2 BYLAW 6 THEFT 2 TFA 9 WEAPONS 2 TOTAL GO: 117	10	911 FALSE 6 ASSAULT 2 AUTO THFT 2 B&E BUS 1 B&E OTH B&E RES DISTURB. 6 MHA 1 BYLAW 8 THEFT 10 TFA 4 WEAPONS TOTAL GO: 109
11	911 FALSE 3 ASSAULT 2 AUTO THFT 2 B&E BUS 1 B&E OTH B&E RES DISTURB. 4 MHA 4 BYLAW 6 THEFT 2 TFA 2 WEAPONS 2 TOTAL GO: 100	12	911 FALSE 5 ASSAULT 2 AUTO THFT B&E BUS 2 B&E OTH 1 B&E RES 2 DISTURB. 1 MHA 3 BYLAW 4 THEFT TFA 5 WEAPONS 3 TOTAL GO: 108	13	911 FALSE 6 ASSAULT 1 AUTO THFT 1 B&E BUS 1 B&E OTH B&E RES 1 DISTURB. 4 MHA 3 BYLAW 5 THEFT 2 TFA 6 WEAPONS 1 TOTAL GO: 136	14	911 FALSE 2 ASSAULT AUTO THFT B&E BUS B&E OTH B&E RES 1 DISTURB. 1 MHA 3 BYLAW 2 THEFT 2 TFA 5 WEAPONS TOTAL GO: 44	15	911 FALSE 7 ASSAULT 2 AUTO THFT 4 B&E BUS 3 B&E OTH B&E RES 1 DISTURB. 8 MHA 3 BYLAW 5 THEFT 2 TFA 6 WEAPONS TOTAL GO: 175	16	911 FALSE 6 ASSAULT 1 AUTO THFT 3 B&E BUS B&E OTH 2 B&E RES 3 DISTURB. 4 MHA 4 BYLAW 4 THEFT 2 TFA 2 WEAPONS TOTAL GO: 113	17	911 FALSE 6 ASSAULT 5 AUTO THFT 1 B&E BUS B&E OTH B&E RES 3 DISTURB. 3 MHA 6 BYLAW 6 THEFT 3 TFA 7 WEAPONS TOTAL GO: 111
18	911 FALSE 6 ASSAULT 4 AUTO THFT 1 B&E BUS 2 B&E OTH B&E RES 3 DISTURB. 10 MHA 3 BYLAW 3 THEFT 2 TFA 3 WEAPONS 1 TOTAL GO: 107	19	911 FALSE 7 ASSAULT AUTO THFT 1 B&E BUS 2 B&E OTH B&E RES 2 DISTURB. 3 MHA 4 BYLAW 4 THEFT 3 TFA 4 WEAPONS 1 TOTAL GO: 139	20	911 FALSE 5 ASSAULT 2 AUTO THFT 5 B&E BUS 1 B&E OTH B&E RES 1 DISTURB. 2 MHA 3 BYLAW 5 THEFT 8 TFA 2 WEAPONS TOTAL GO: 119	21	911 FALSE 3 ASSAULT 1 AUTO THFT 3 B&E BUS 4 B&E OTH 1 B&E RES DISTURB. 2 MHA 3 BYLAW 3 THEFT 3 TFA 2 WEAPONS TOTAL GO: 119	22	911 FALSE 8 ASSAULT 5 AUTO THFT 2 B&E BUS B&E OTH B&E RES 2 DISTURB. 3 MHA 2 BYLAW 4 THEFT 3 TFA 7 WEAPONS 2 TOTAL GO: 125	23	911 FALSE 7 ASSAULT 3 AUTO THFT B&E BUS 2 B&E OTH B&E RES DISTURB. 4 MHA 3 BYLAW 8 THEFT 2 TFA 5 WEAPONS 3 TOTAL GO: 127	24	911 FALSE 3 ASSAULT 2 AUTO THFT B&E BUS B&E OTH B&E RES 1 DISTURB. 4 MHA 3 BYLAW 9 THEFT TFA 6 WEAPONS 1 TOTAL GO: 96
25	911 FALSE 1 ASSAULT 2 AUTO THFT 2 B&E BUS B&E OTH B&E RES 3 DISTURB. 2 MHA 2 BYLAW 1 THEFT 3 TFA 5 WEAPONS 1 TOTAL GO: 91	26	911 FALSE 1 ASSAULT 2 AUTO THFT B&E BUS 1 B&E OTH B&E RES 1 DISTURB. 3 MHA 2 BYLAW 2 THEFT 2 TFA 2 WEAPONS TOTAL GO: 101	27	911 FALSE 9 ASSAULT 1 AUTO THFT B&E BUS B&E OTH 1 B&E RES 4 DISTURB. 6 MHA 2 BYLAW 1 THEFT 5 TFA 4 WEAPONS 4 TOTAL GO: 129	28	911 FALSE 5 ASSAULT 1 AUTO THFT 2 B&E BUS 1 B&E OTH B&E RES 1 DISTURB. 2 MHA 5 BYLAW 3 THEFT 3 TFA 9 WEAPONS 2 TOTAL GO: 128	29	911 FALSE 5 ASSAULT 3 AUTO THFT B&E BUS 1 B&E OTH B&E RES 1 DISTURB. 4 MHA 4 BYLAW 2 THEFT 1 TFA 3 WEAPONS 1 TOTAL GO: 112	30	911 FALSE 7 ASSAULT 3 AUTO THFT B&E BUS 1 B&E OTH 1 B&E RES 3 DISTURB. MHA BYLAW 2 THEFT 7 TFA 5 WEAPONS 1 TOTAL GO: 129		

Statistics Run on 2016-10-06
 Prepared by Richmond RCMP.

This data is operational and subject to change. This document is not to be copied, reproduced, used in whole or part or disseminated to any other person or agency without the consent of the originator(s).

These statistics are based on UCR primary scoring only.

*All CCJS are included (assistance, information, prevention, unsubstantiated, unfounded). Street Checks, Tickets, and non-GO calls have not been calculated.