



City of Richmond

Report to Committee

To: Community Safety Committee

Date: July 12, 2019

From: Tim Wilkinson
Fire Chief

File: 09-5000-01/2019-Vol 01

Re: Richmond Fire-Rescue Monthly Activity Report – June 2019

Staff Recommendation

That the staff report titled “Richmond Fire-Rescue Monthly Activity Report – June 2019”, dated July 12, 2019, from the Fire Chief, Richmond Fire-Rescue, be received for information.

Tim Wilkinson
Fire Chief
(604-303-2701)

Att. 2

REPORT CONCURRENCE	
CONCURRENCE OF GENERAL MANAGER	
REVIEWED BY STAFF REPORT / AGENDA REVIEW SUBCOMMITTEE	INITIALS:
APPROVED BY CAO	

Staff Report

Origin

This report supports Council's Strategic Plan 2018-2022 Strategy #1 A Safe and Resilient City:

Enhance and protect the safety and well-being of Richmond.

Analysis

Community Involvement

RFR advances public safety awareness, education and community connections by providing valuable training activities, participation in community events and social media updates.

During June staff engaged with approximately 450 children and adults, while continuing to develop effective interagency relationships and partnerships within the community.

June 2019 events included safety presentations for the 55+ Activate Health and Wellness Fair. The fair is a biennial event promoting health, wellness, safety and independence for residents 55+. The information fair featured workshops and interactive activities. RFR staff delivered workshops on home and fire safety for seniors.

Emergency Response

RFR's goal is to respond to events in a manner where loss of life, reduction of property damage and protection of the environment is mitigated. In June 2019 there were a total 802 incidents, representing an eight per cent increase in calls from June 2018 (Attachment 1).

The average time on scene for RFR crews was 25 minutes; this is a decrease over the 28 minutes in 2018. This is due to the nature and severity of each call.

In June 2019 there were 67 reportable fires to the Office of the Fire Commissioner; representing a 22 per cent increase from June 2018. The average figure for fires reported in June over the last five years, is 68. RFR continues to monitor fire activities to identify and create programs to respond to emerging trends.

Prevention

In June RFR re-launched its "*The World is not your Ashtray - Butt out Responsibility*" campaign (Attachment 2). The campaign will run throughout the summer months to highlight the dangers of carelessly discarded cigarette butts. In June 2019, there were 33 preventable fires caused by carelessly discarded cigarette butts.

RFR’s emergency fire response goal is to maintain the fire to the room of origin. The room of origin standard is especially important in terms of fire loss, which increases some ten-fold once the fire leaves the room of origin. Fire damage and property losses during June 2019 are estimated at \$20,240. This total includes \$20,200 for building/asset loss and \$40 for content loss. The total building/asset and content value at risk was estimated to be \$72,752,001 and the total value preserved from damage was \$72,731,761. These numbers translate to 99.9 per cent of value protected (Table 1); this is higher than the 99.2 per cent protected value observed in 2018.

Table 1: Fire Calls By Type and Loss Estimates – June 2019

Incident Type Breakdown	Call Volume	Estimated Building / Asset Value (\$)	Estimated Building / Asset Loss (\$)	Estimated Content Value (\$)	Estimated Content Loss (\$)	Estimated Total Value Preserved (\$)
Residential: Single family	6	3,214,000	-	93,501	40	3,307,461
Multi family	4	-	-	-	-	-
Commercial / Industrial	5	69,424,500	200	-	-	69,424,300
Outdoor	49	-	-	-	-	-
Vehicle/Vessel	3	20,000	20,000	-	-	-
Totals*	67	72,658,500	20,200	93,501	40	72,731,761

*The dollar losses shown in this table are preliminary estimates. They are derived from RFR’s record management system and are subject to change due to delays in reporting and confirmation of actual losses from private insurance agencies (as available).

Significant Events

Fire crews minimized harm and limited fires to the place of origin in these notable June 2019 incidents:

- June 9, 2019 – House fire on Ash Street.** RFR crews attended to a house fire with people inside. First arriving crews found more than ten people exiting the single family residence, with heavy smoke showing from the front door and second floor bedroom. RFR crews were able to locate and extinguish the fire quickly and worked to remove the excess smoke that was throughout the house. After a number of interior searches, crews confirmed the house was empty of all occupants. Fire damage was controlled by RFR crews and limited to the one bedroom. One occupant complained of smoke inhalation but refused treatment and transport. BC Ambulance and RCMP crews were on-scene assisting with the event and occupants. A Fire Investigator attended to investigate cause and origin, and assist with determining whether the house may be reoccupied. There were no other injuries reported.
- June 16, 2019 – Bark mulch fire on Granville Avenue.** On arrival crews were met by the caller and directed to an area in the south east corner of a house. Crews found a smoldering fire in the landscaping of the home and used water to extinguish the fire. There were no homeowners present and the fire had damaged a nearby window causing it to shatter. RCMP was called to provide scene security. Crews checked the area with a Thermal Imaging Camera (TIC) and could not detect any fire spread. No injuries were reported.


- **June 19, 2019 – Boat fire on River Road.** RFR crews were dispatched to a boat on fire at the Vancouver marina. On arrival, crews found a 20 foot long boat fully involved in fire. The fire had impinged on a smaller boat that also caught on fire. Crews deployed foam and brought the fire under control. RFR crews donned water rescue equipment and positioned themselves at the water's edge, in the event that a civilian or RFR member fell into the river. During extinguishment the boat broke free from the dock and came to shore in the mud under the Moray Bridge. RFR crews took position on the Moray Bridge and directed firefighting foam to complete the extinguishment of the first boat on fire. RFR crews were able to extinguish the second, smaller boat fire. A third boat suffered damage from the initial fire. RFR crews remained on scene for some time cooling down and performing overhaul of the boats. RFR crew members co-ordinated with the Coast Guard for securing the extinguished boats and for an environmental assessment. RCMP and a Fire Investigator attended. There were no reported injuries. This was a successfully coordinated event with all emergency services staff working together for an effective fire attack on a moving target with several significant exposures and a large co-located fuel source on the river.
- **June 24, 2019 – Building fire on Lynas Lane.** RFR crews responded to a shed fire at the City's Works Yard. The fire was contained to a shed that was attached to a sign shop. Crews arrived to find no smoke or fire showing. A City employee had confined the fire with the use of a chemical extinguisher. RFR crews opened up the wall to find significant charring inside on the worth nest corner. RFR crews overhauled the wall stripping it to bare studs and removing the insulation to check for fire spread. Water was used to affirm final extinguishment of the fire. There were no injuries reported.
- **June 27, 2019 – Gas leak on Cook Road.** RFR crews responded to a report of a gas leak at a school on Cook Road. Crews proceeded to evacuate the school and stage themselves around the perimeter to create a safe isolation zone. Fortis BC found and fixed a damaged line. RFR crews controlled the perimeter until Fortis gave the okay to allow traffic and students back into the school. There were no injuries reported.

Financial Impact

None.

Conclusion

RFR monitors activities to identify and create programs to respond to emerging trends.



Tim Wilkinson
Fire Chief
(604-303-2701)

TW:js

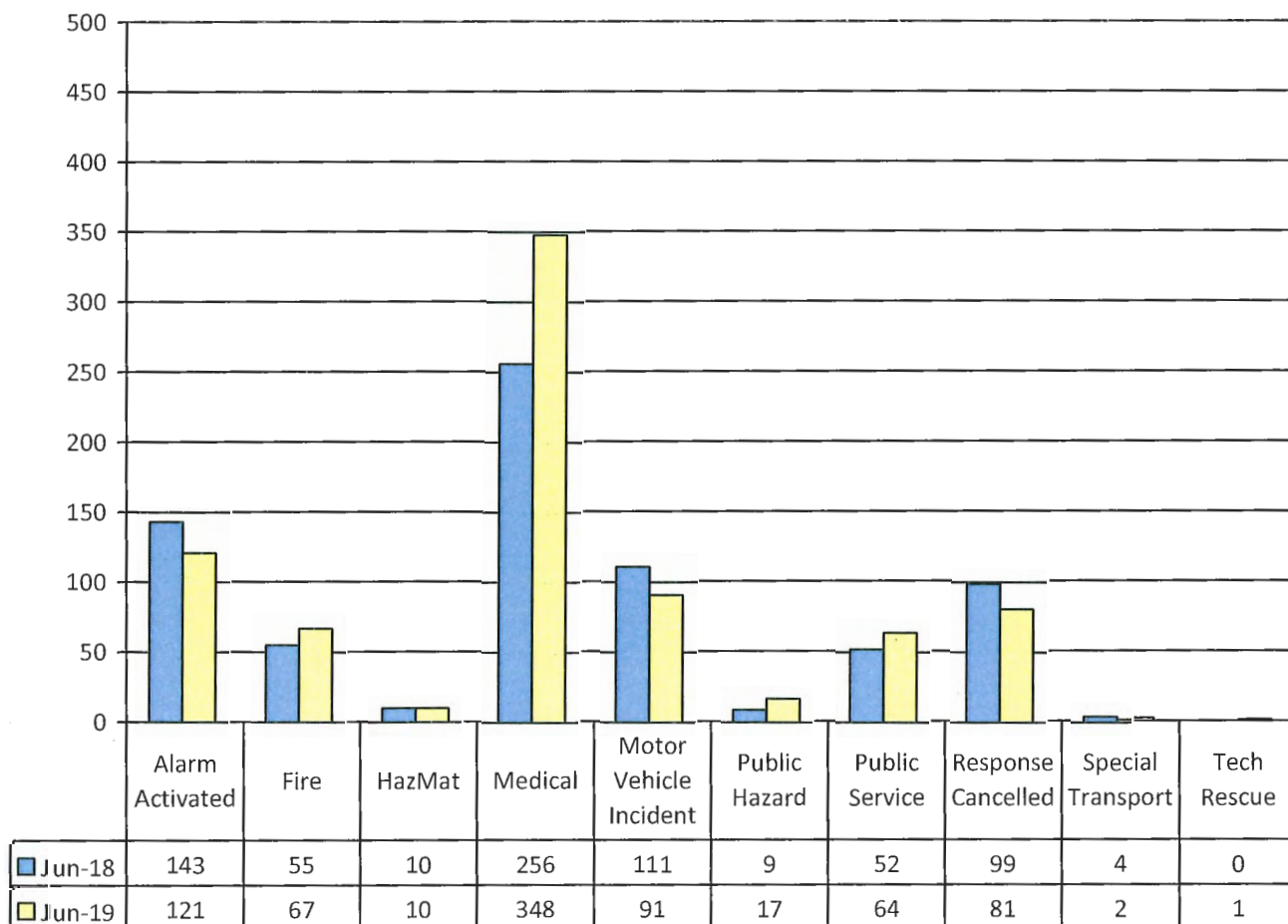
- Att. 1: Suppression Activity, including location of June's Fire, Medical and MVI's
- 2: Preventable Fire Campaign

CS - 42

Calls for Service Volumes

The following chart provides a month to month comparison regarding incidents occurring in June 2018 and 2019. In June 2019, there were a total of 802 incidents, compared to 739 in June 2018. This represents an increase of 8 per cent.

Table 3: June 2018 & 2019 Calls for Service Volumes



Call Type Legend:

HazMat: includes fuel or vapour; spills, leaks, or containment

Medical includes: cardiac arrest, emergency response, home or industrial accidents

Public Hazard includes: aircraft emergency, bomb removal standby, object removal, or power lines down

Public Service includes: assisting public, ambulance or police, locked in/out, special events, trapped in elevator, water removal

First Responder Totals

Medical first responder incidents comprised 43 per cent of the total emergency responses for RFR during the month of June 2019. A detailed breakdown of the medical incidents for June 2018 and 2019 is set out in the following table by sub-type. There were a total of 348 medical incidents in June 2019 compared to 256 in June 2018, an increase of 36 per cent.

Table 4a: June 2018 & 2019 Medical Calls by Type

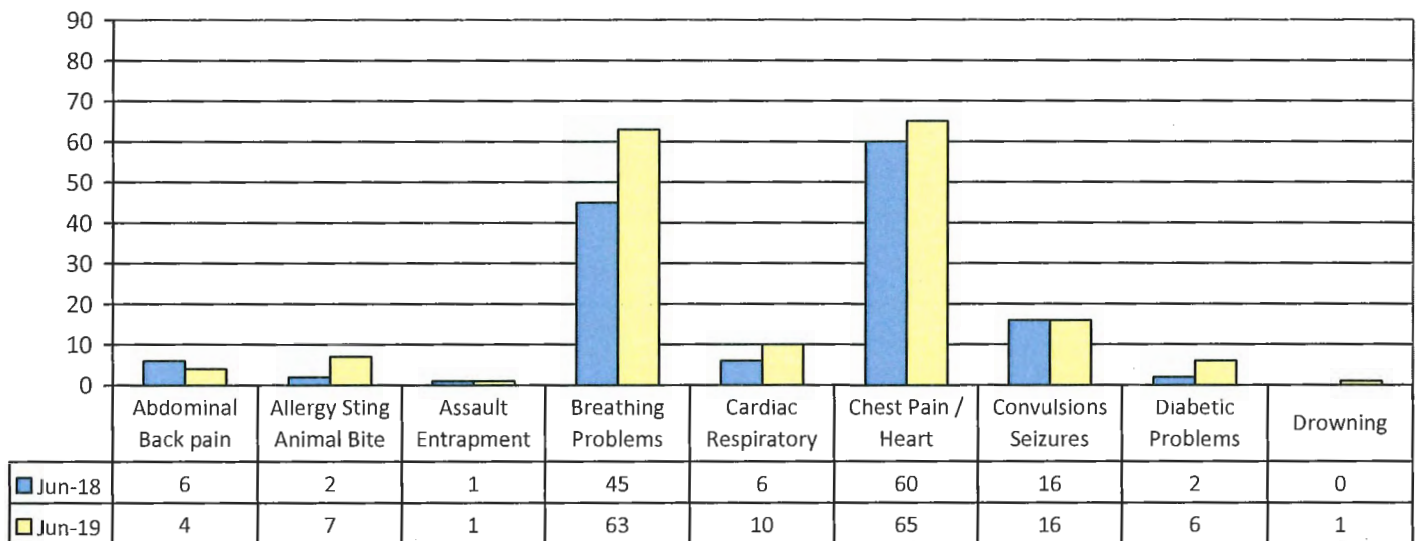
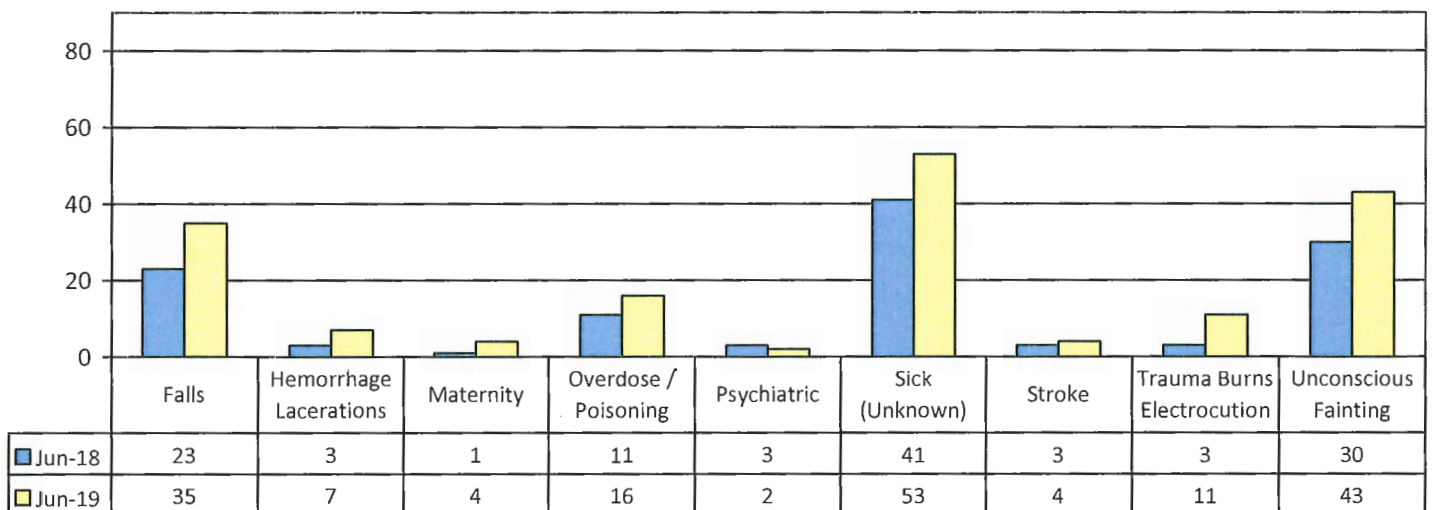


Table 4b: June 2018 & 2019 Medical Calls by Type



Fire Investigations

The fire investigation statistics for June 2019 are listed below:

Table 5: Total Fire Investigation Statistics – June 2019			
	Suspicious	Accidental	Undetermined
Residential - Single-family	-	5	1
Residential - Multi-family	-	4	-
Commercial/Industrial	-	4	1
Outdoor	1	39	9
Vehicle	-	2	1
Totals	1	54	12

RFR investigators report all suspicious fires to the RCMP, while working alongside RCMP staff to address potential risks to the community.

Hazardous Materials

Table 6: HazMat Calls By Type – June 2019	
	Details
Natural Gas / Propane Leaks (small)	6
Flammable / Combustible Liquids	2
Unclassified	2
Totals	10

Figure 1: Location of reportable fires attended in June 2019 (total 67)

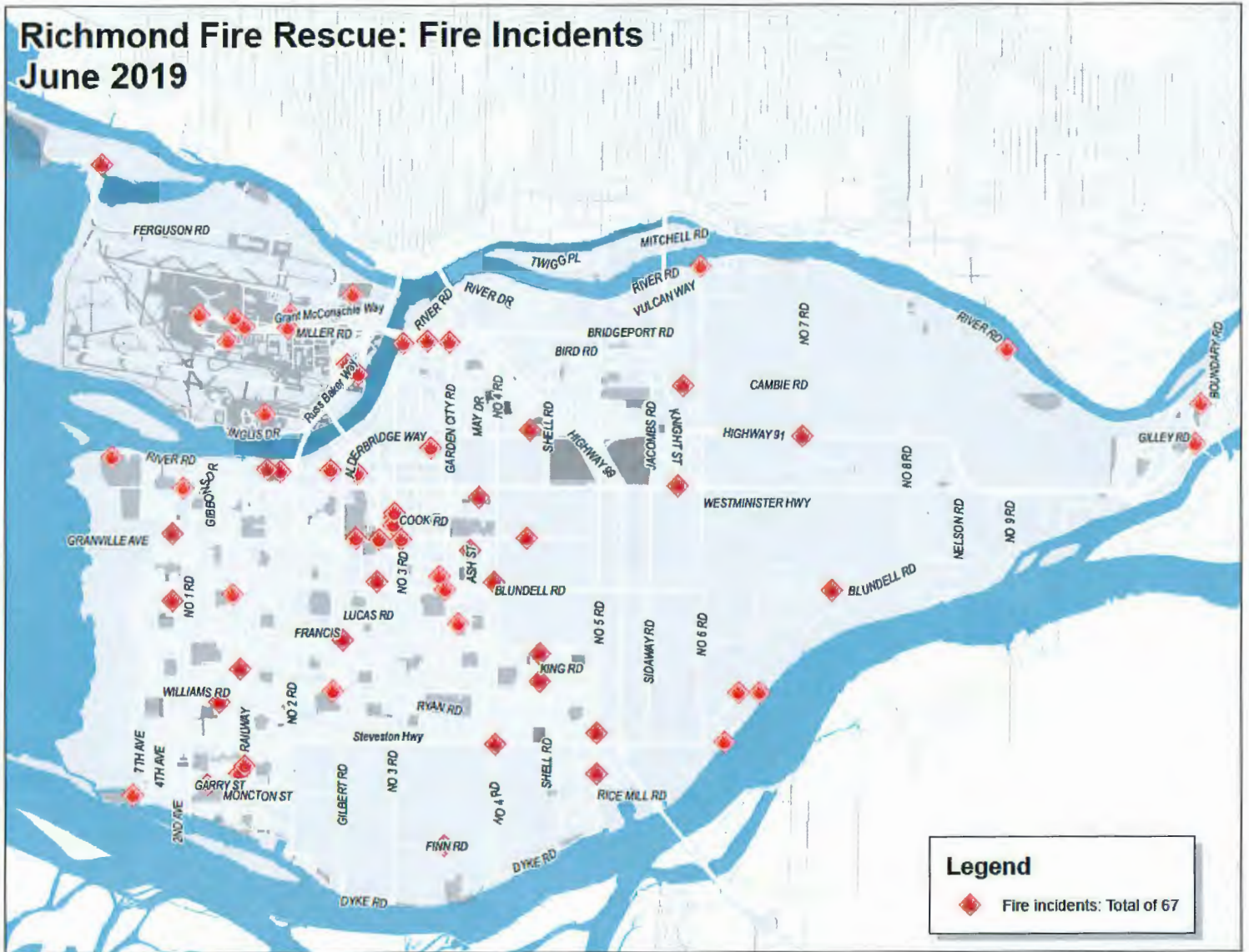


Figure 2: Location of medical calls in June 2019 (total 348)

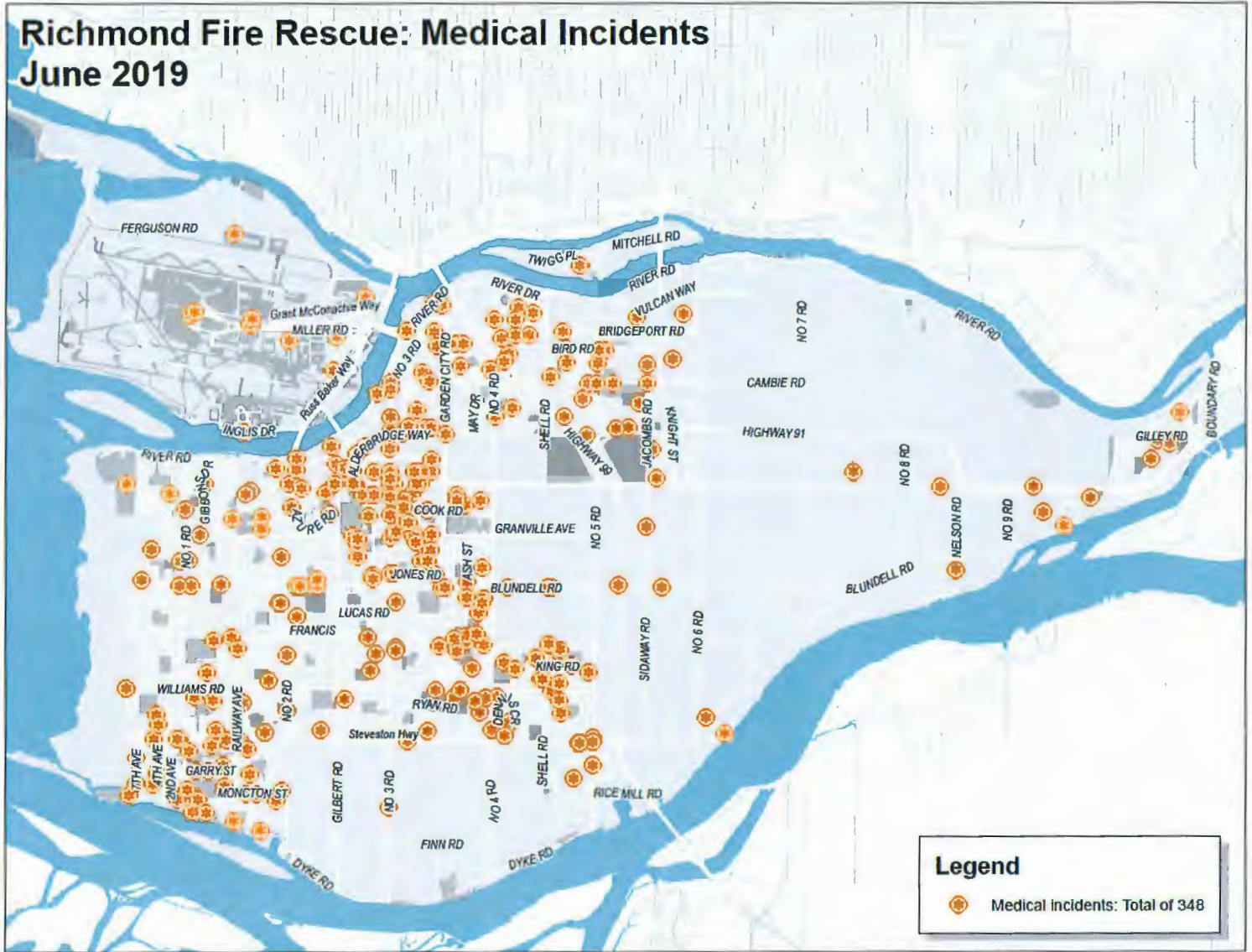


Figure 3: Location of MVI calls in June 2019 (total 91)

