



City of Richmond

Report to Committee


To: Community Safety Committee **Date:** June 16, 2016

From: John McGowan **File:** 09-5000-01/2016-Vol
Fire Chief, Richmond Fire-Rescue 01



Re: **Richmond Fire-Rescue Monthly Activity Report - May 2016**

Staff Recommendation

That the staff report titled "Richmond Fire-Rescue Monthly Activity Report - May 2016", dated June 16, 2016 from the Fire Chief, Richmond Fire-Rescue, be received for information.

For 
John McGowan
Fire Chief
(604-303-2734)

Att. 2

REPORT CONCURRENCE	
CONCURRENCE OF GENERAL MANAGER 	
REVIEWED BY STAFF REPORT / AGENDA REVIEW SUBCOMMITTEE	INITIALS: DW
APPROVED BY CAO 	

Staff Report

Origin

This report provides Council with an update on Richmond Fire-Rescue (RFR) activities. RFR continues to work towards the City's vision of being the most appealing, livable, and well-managed community in Canada, through the delivery of its programs and services. RFR is reporting on its activities in support of its mission:

To protect and enhance the City's livability through service excellence in prevention, education and emergency response.

This report supports Council's 2014-2018 Term Goal #1 A Safe Community:

Maintain emphasis on community safety to ensure Richmond continues to be a safe community.

Analysis

Community Involvement

RFR advances public awareness, education and community bridge building by participating in training events and community activities. During May 2016 the following events took place:

- Public Education and Fire Safety Trailer visits to: Richmond Christian Elementary School, Matrix Logistics Services (NAOSH Week), Carmel Point Strata Fire, Cornerstone Christian Academy Kindergarten, Pacific Gateway Hotel Safety & Wellness Fair, BC Early Childhood Educators, Kingswood Elementary School, Errington Elementary School, Talmey Elementary School, Anderson Elementary, Cook Elementary School, Tomsett Elementary School and Mitchell Elementary School.
- Community events attended include: McDonald's Restaurants McHappy Days, Community Services - Sport Program Move for Health, Public Works Open House, Chinese Christian Mission Canada Safe & Secure Living Fair and the Fairmont Vancouver Airport Hotel Health, Safety & Wellness Fair.
- Fire Hall Tours provided to Thompson Community Services and the Navy League of Canada.

Staff engaged with over 4,812 children and adults in the community providing fire safety and harm reduction information. Safety messaging during May 2016, focussed on bike to work week and the launch of the new public education truck. The public was made aware of key safety points in RFR's monthly safety messaging through the media, Facebook posts and fire hall sign messaging.

Emergency Response

RFR's goal is to respond to events in a manner where loss of life, reduction of property damage and protection of the environment is mitigated.

There were 66 fires in May 2016. Fire damage and property losses during the month are estimated at \$883,650. This total includes \$763,500 for building/asset loss and \$120,150 for content loss. The total building/asset and content value at risk was estimated to be \$38,736,400 and the total value preserved from damage was \$37,852,750. These numbers translate to 97% of value was protected (Figure 1).

Incident Type Breakdown	Call Volume	Estimated Building / Asset Value (\$)	Estimated Building / Asset Loss (\$)	Estimated Content Value (\$)	Estimated Content Loss (\$)	Estimated Total Value Preserved (\$)
Residential: Single family	6	3,901,000	750,000	810,000	120,050	3,840,950
Multi family	8	23,500,000	8,500	310,000	100	23,801,400
Commercial / Industrial	6	9,750,000	5,000	405,000	-	10,150,000
Outdoor	44	400	-	-	-	400
Vehicle	2	60,000	-	-	-	60,000
Totals*	66	37,211,400	763,500	1,525,000	120,150	37,852,750

*The dollar losses shown in this table are preliminary estimates. They are derived from RFR's record management system and are subject to change due to delays in reporting and confirmation of actual losses from private insurance agencies (as available).

Fire crews minimized loss and limited fires to their place of origin in notable May 2016 incidents:

- Structure fire on Ackroyd Road. A fire started on the exterior of a house and spread up the side wall of the building and into the attic space. Crews found that the fire had spread to the cedar hedge and attic roof space. Water and Cold Fire foam were used to extinguish the flames. There were no injuries.
- Elevator motor fire at Richmond Centre Mall. Crews began by cutting off power to the elevator then extinguished the fire using a dry chemical extinguisher.
- Structure fire of a two storey home on Mellis Drive. Multiple crews were requested to attend along with BC ambulance Services, RCMP, BC Hydro and Fortis Gas. Crews attacked the fire located on the second floor of the building with water. The fire was quickly put out.
- There were numerous cooking and/or pot on stove related fires during May 2016. Most fires were quickly extinguished and smoke was vented using positive pressure ventilation.

- During May 2016 there were multiple incidents of outdoor brush and bark mulch fires. All fires were quickly extinguished using either water or cold fire. These types of preventable fires present significant risk to public safety and tie up fire-rescue resources. RFR will continue to promote safety messaging including the safe disposal of smoking materials.

RFR crews attended to the following medical calls, including:

- Cardiac arrest on Ferguson Road. Crews arrived on scene with bystander already performing CPR on the patient. RFR crew took over patient care using CPR and an Automated External Defibrillator (AED). BC Ambulance Services (BCAS) then arrived on scene. Despite RFR and BCAS' efforts, the patient did not recover.
- Cardiac arrest located on Olafsen Avenue. Male found on scene in cardiac arrest. RFR crews responded by successfully finding a pulse after an AED was used and CPR was performed. Crews assisted BCAS with preparing the patient for transport to Hospital.

Financial Impact

None

Conclusion

During May 2016; calls for emergency response increased by 10.6% from May 2015. The most significant change was an increase of alarms being activated without a fire or medical emergency situation. RFR has a false alarm program that engages property owners to address fire alarm problems. RFR will continue to monitor these activities to identify trends and ensure potential solutions.

The continued increase in RFR's emergency response has a direct impact on unit availability, response times, availability for non-emergency operations and in-service training. RFR continue to review the available statistics and amend resource allocation as necessary.



fol. John McGowan
Fire Chief
(604-303-2734)

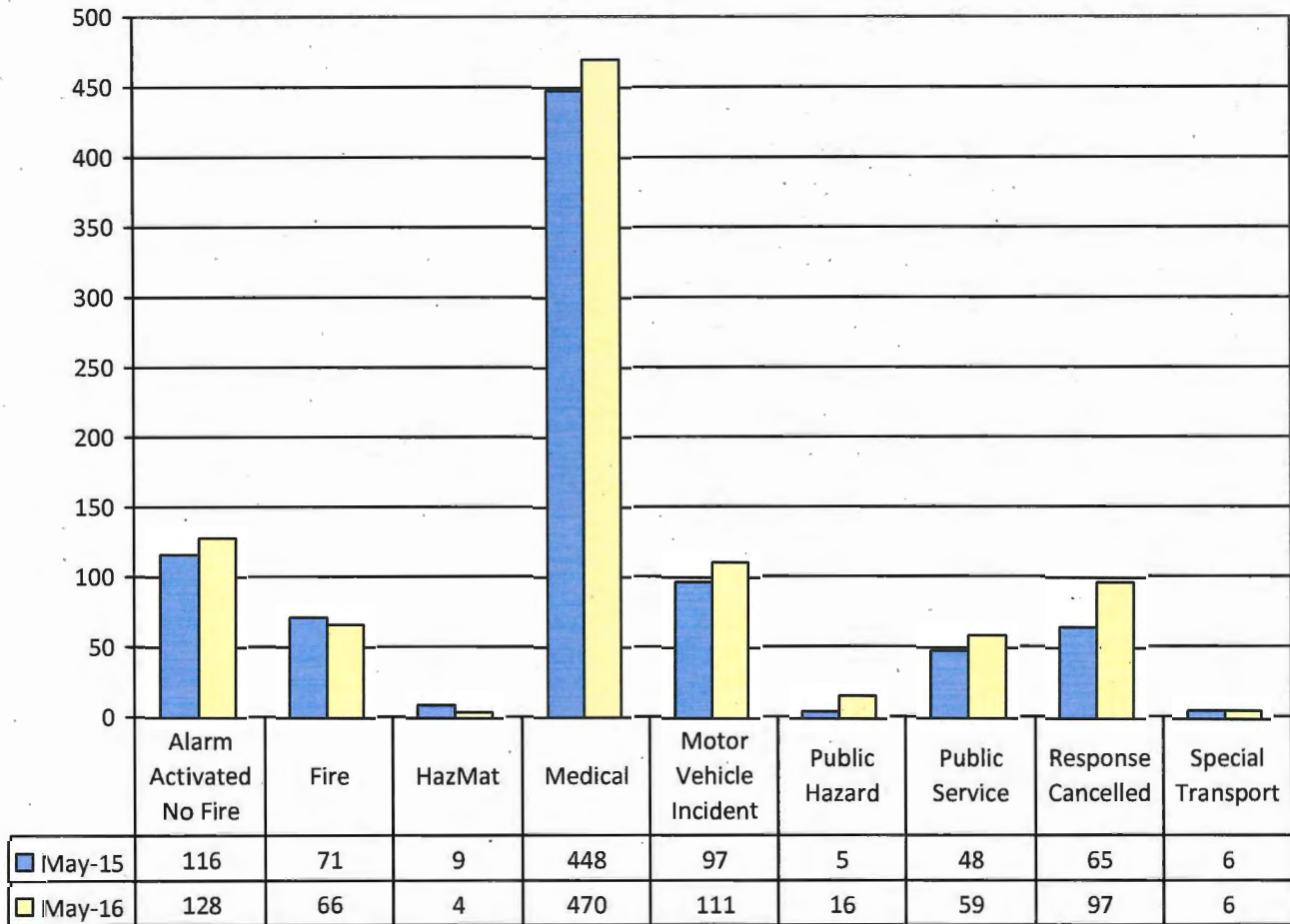
TW:js

Att. 1: Suppression Activity
Att. 2: Location of May's Fire, Medical and MVIs

Suppression Activity

The following chart provides a month to month comparison regarding incidents occurring in May 2015 and 2016. In May 2016, there were a total of 957 incidents, compared to 865 in May 2015. This represents an increase of 10.6%. The increase in call volumes was primarily due to alarm activated but no fire present at call, medical and motor vehicle incident types.

Table 1: May 2015 & 2016 Calls for Service Volumes



Call Type Legend:
HazMat: includes fuel or vapour; spills, leaks, or containment
Medical includes: cardiac arrest, emergency response, home or industrial accidents
Public Hazard includes: aircraft emergency, bomb removal standby, object removal, or power lines down
Public Service includes: assisting public, ambulance or police, locked in/out, special events, trapped in elevator, water removal

First Responder Totals

Medical First Responder incidents comprised 49% of the total emergency responses for RFR during the month of May 2016. A detailed breakdown of the medical incidents for May 2015 and 2016 is set out in the following table by sub-type. There were a total of 470 medical incidents in May 2016 compared to 448 in May 2015, an increase of 4.9%. The increase in medical call volumes was primarily in unconscious or fainting incidents.

Table 2a: May 2015 & 2016 Medical Calls by Type

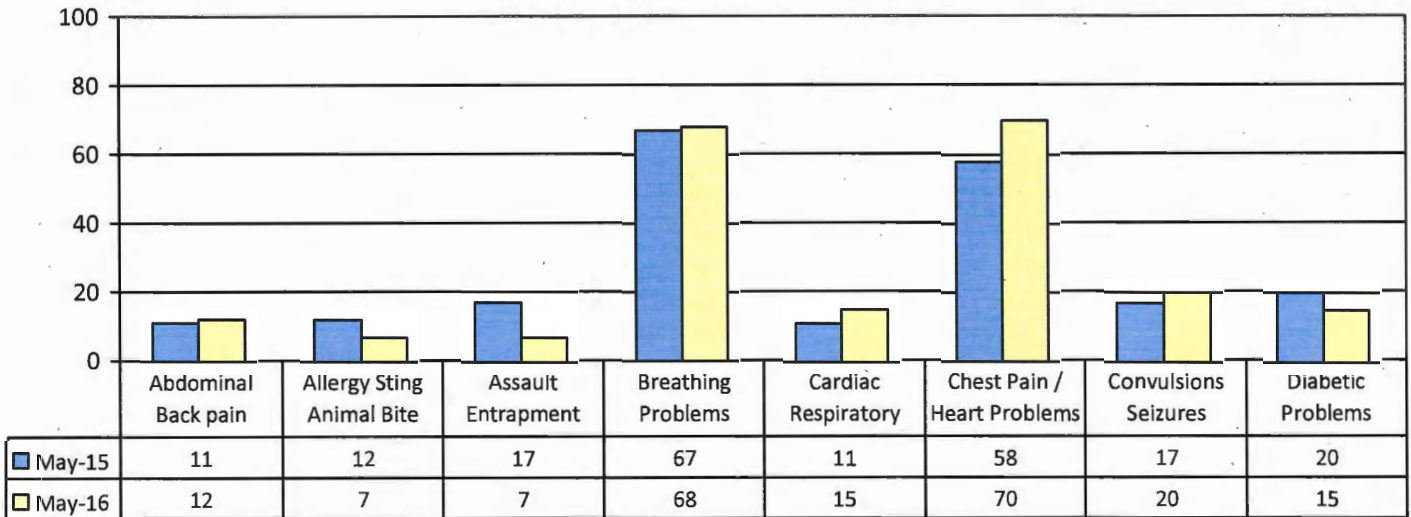
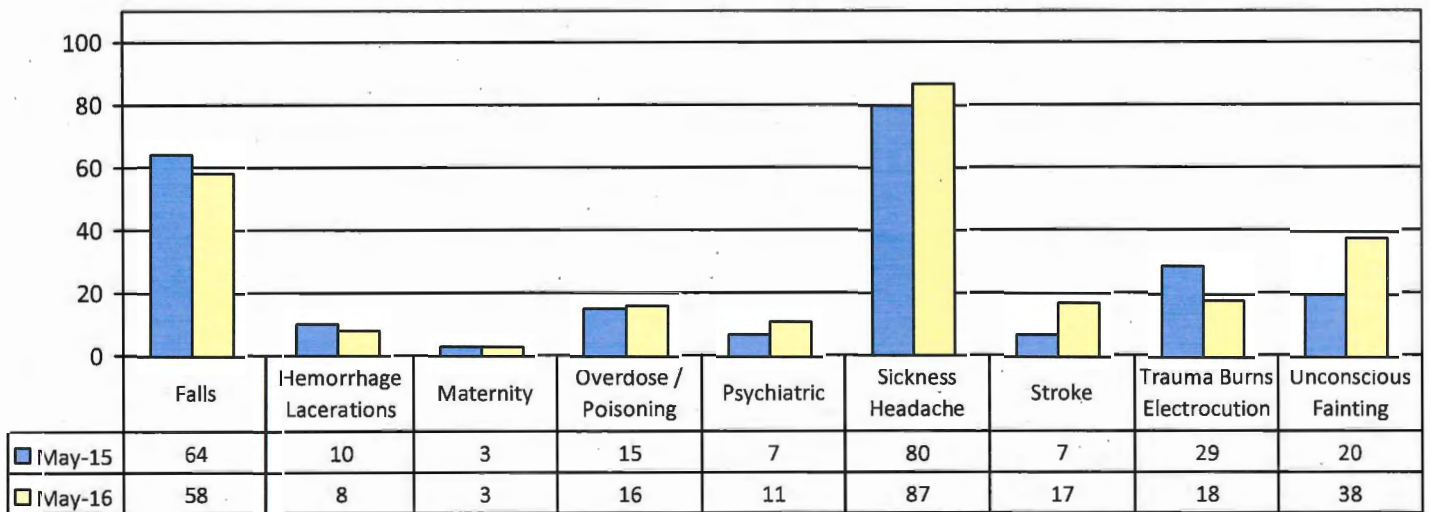


Table 2b: May 2015 & 2016 Medical Calls by Type



Fire Investigations

The fire investigation statistics for May 2016 are listed below:

Table 3: Total Fire Investigation Statistics – May			
	Suspicious	Accidental	Undetermined
Residential - Single-family	1	3	2
Residential - Multi-family	-	4	4
Commercial/Industrial	2	1	3
Outdoor	8	27	9
Vehicle	1	-	1
Totals	12	35	19

RFR investigators report all suspicious fires to the RCMP, while working alongside RCMP staff to address potential risks to the community.

Hazardous Materials

Table 4: HazMat Calls By Type – May	
	Details
Natural Gas / Propane Leaks (small)	3
Corrosive	1
Totals	4

Figure 1: Location of fires in May (total 66)

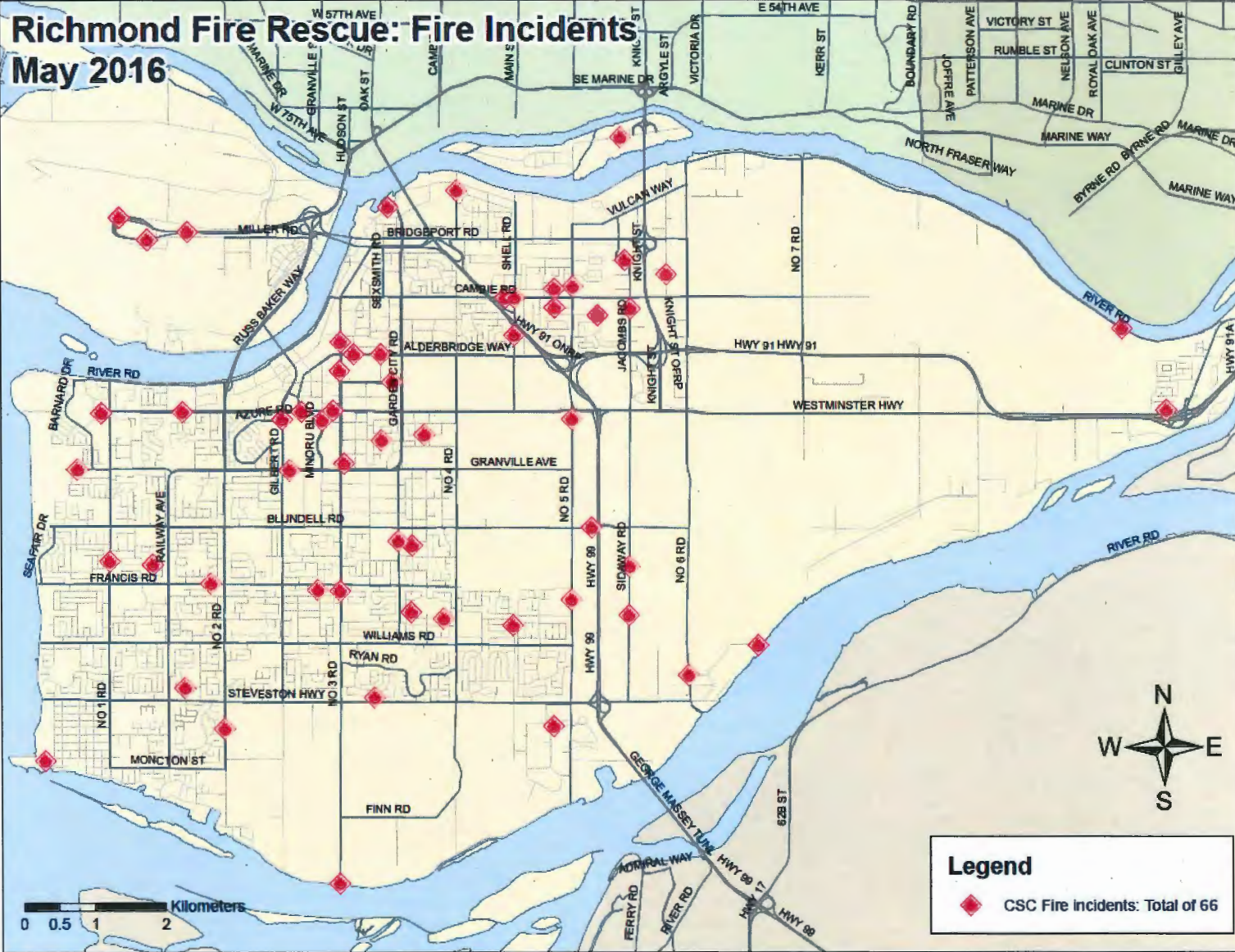


Figure 2: Location of medical calls in May (total 470)

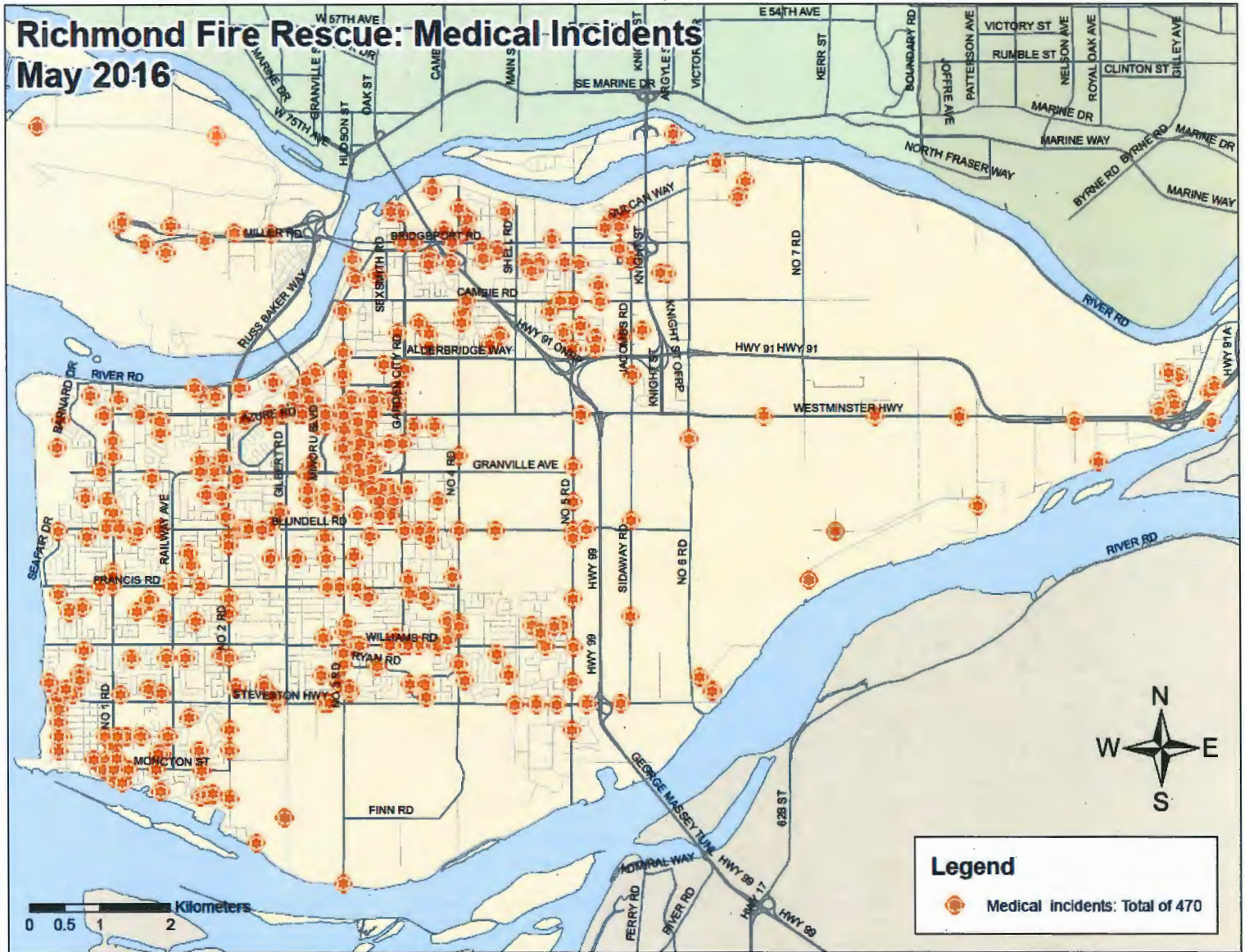


Figure 3: Location of MVI calls in May (total 111)

