



# City of Richmond

## Report to Committee


---

**To:** Community Safety Committee **Date:** September 15, 2021  
**From:** Will Ng **File:** 09-5000-01/2021-Vol  
Chief Superintendent, Officer in Charge 01  
**Re:** RCMP Monthly Activity Report – August 2021

---




### Staff Recommendation

That the staff report titled “RCMP Monthly Activity Report – August 2021”, dated September 15, 2021, from the Officer in Charge, Richmond RCMP Detachment, be received for information.



Will Ng  
Chief Superintendent, Officer in Charge  
(604-278-1212)

Att. 3

<b>REPORT CONCURRENCE</b>	
<b>CONCURRENCE OF GENERAL MANAGER</b>	
	
<b>SENIOR STAFF REPORT REVIEW</b>	<b>INITIALS:</b>
	
<b>APPROVED BY CAO</b>	
	

## Staff Report

### Origin

At the request of the Community Safety Committee, the Officer in Charge will keep Council informed on matters pertaining to policing in the Richmond community. This monthly activity report for the RCMP provides information on each of the following areas:

1. Activities and Noteworthy Files
2. Analysis of Police Statistics
3. Crime Trends Across Jurisdictions
4. Block Watch
5. Community Police Station Programs
6. Crime Prevention Unit
7. Road Safety Unit
8. Victim Services
9. Youth Section

This report supports Council's Strategic Plan 2018-2022 Strategy #1 A Safe and Resilient City:

*Enhance and protect the safety and well-being of Richmond.*

### Analysis

#### Activities and Noteworthy Files

##### *Pedestrian Motor Vehicle Accident*

On August 5, 2021, Richmond RCMP officers responded to the intersection of Granville Avenue and No. 3 Road for a collision involving a pedestrian. The pedestrian sustained serious injuries after being struck by a vehicle and was transported to hospital for treatment. Police are investigating the driver for impaired operation of a motor vehicle.

##### *Homicide*

On August 7, 2021, Richmond RCMP officers responded to the area of Cambie Road and No. 8 Road for a report of an unresponsive male. Upon arrival, police determined the man was the victim of a homicide. The Integrated Homicide Investigation Team is investigating. The victim was known to police and investigators believe the incident was targeted.

##### *Arrested Sex Offender*

On August 12, 2021, Richmond RCMP officers were in the 15000 block of River Road when they observed a vehicle associated to a convicted sex offender. Police arrested the man for violating his conditions to not attend any public park. The offender has been charged with failing to comply with prohibitions regarding children.

### *Drug Lab*

On August 18, 2021, the Richmond RCMP issued a media release advising that charges had been laid in connection with a drug lab discovered in Richmond on July 17, 2020. Police had responded to a residence in the 5000 block of Calder Court to assist Richmond Fire Rescue after a drug lab was discovered during a response to a structure fire. The suspect has been charged with three *Cannabis Act* offences.

### Analysis of Police Statistics

#### *Arson*

In August 2021, there were three reported arsons, which is down two incidents from the previous month and down one incident August 2020. No patterns or trends have been identified. The number of arsons this month is within the expected range.

#### *Assault Serious (Assault with a Weapon)*

There were 10 assault serious events in August 2021, which is down 64 per cent from the previous month and down 33 per cent from August 2020. No patterns or trends have been identified. After two consecutive months of elevated numbers, the incidents of serious assaults notably decreased this month and are within the expected range.

#### *Auto Theft*

In August 2021, there were 21 incidents of auto theft, which is down 25 per cent from the previous month and up 11 per cent from August 2020. No patterns or trends have been identified. The number of auto thefts this month is within the expected range.

#### *Drugs*

In August 2021, there were 38 drug files, which is up 40 per cent from the previous month and up 12 per cent from August 2020. No patterns or trends have been identified. The number of drug incidents this month is within the expected range.

#### *Mental Health*

There were 135 mental health-related incidents in August 2021, which is down seven per cent from the previous month and down 11 per cent from August 2020. No patterns or trends have been identified. The number of mental health-related incidents this month is within the expected range.

There were 99 police apprehensions this month, which is a five per cent reduction from the previous month. The average hospital wait time remained unchanged at 106 minutes. The longer than average hospital wait time has been attributed to a small proportion of incidents which required police to remain in hospital for an extended period of time.

*Residential Break and Enter*

There were 22 break and enters to residences in August 2021, which represents a 21 per cent decrease from the previous month and is a 46 per cent decrease from August 2020. No patterns or trends have been identified. The number of residential break and enters this month is below the expected range.

*Commercial Break and Enter*

In August 2021, there were 37 break and enters to businesses, which represents a 23 per cent increase from the previous month and is a 10 per cent decrease from August 2020. No patterns or trends have been identified. The number of commercial break and enters this month is within the expected range.

*Robbery*

There were five robbery incidents in August 2021, which is down three incidents from the previous month and represents no change from August 2020. No patterns or trends have been identified. The number of robberies this month is within the expected range.

*Sexual Offences*

In August 2021, there were 16 sexual offence files, which is down 47 per cent from previous month and down 30 per cent from August 2020. No patterns or trends have been identified. The number of sexual offences this month is within the expected range.

*Shoplifting*

There were 61 reported shoplifting thefts in August 2021, which is a seven per cent increase from the previous month and represents no change from the number of shoplifting incidents reported in August 2020. No patterns or trends have been identified. The number of shoplifting thefts this month is within the expected range.

*Theft from Automobile*

There were 150 theft from automobile incidents in August 2021, which is up eight per cent from the previous month and down four per cent from August 2020. No patterns or trends have been identified. The number of thefts from automobiles this month is within the expected range.

*Hate Crimes and Incidents*

Table 1 presents the number of hate crimes and hate incidents reported between January 1, 2018 and August 31, 2021.<sup>1</sup> A “hate crime” refers to any criminal offence targeting an identifiable group. The criteria for an offence to be considered a hate crime as per the *Criminal Code* carries a higher threshold and usually involves one or more criminal offences. A “hate incident” may be

---


<sup>1</sup> The BC Hate Crimes Unit uses the terms hate-motivated crime and hate-motivated incident.

motivated by the same factors as a hate crime, but does not reach the threshold of being a criminal offence. The single incident reported this month was related to racist graffiti.

Table 1 – Hate Crimes and Hate Incidents			
Year	Hate Crime Files	Hate Incident Files	Total
2018	19	4	23
2019	11	9	20
2020	21	13	34
2021 YTD	18	23	41

Crime Trends Across Jurisdictions

Data on crime rates is presented in Figure 1.<sup>2</sup> In August 2021, out of the four largest municipalities policed by the RCMP in the Lower Mainland District (LMD), Richmond had the lowest violent crime rate and the second lowest property crime rate.



Block Watch

At the end of August 2021, the Block Watch program had 301 groups totaling 6,926 participants. Currently, the program includes 433 captains and co-captains.

<sup>2</sup> Crime rate is calculated per 1,000 people.

### Community Police Station Programs

Community police stations enhance the Richmond RCMP Detachment's policing services by providing an array of crime prevention resources and community safety initiatives. Due to the COVID-19 pandemic, all three community police stations have been closed to the public since March 2020. Volunteer deployments resumed in June 2020, in accordance with the guidelines established by RCMP "E" Division's Crime Prevention Services; however, the scope of volunteer activities has been limited. City staff and volunteers continue to pursue safety initiatives to enhance crime prevention program awareness, community engagement and police accessibility.

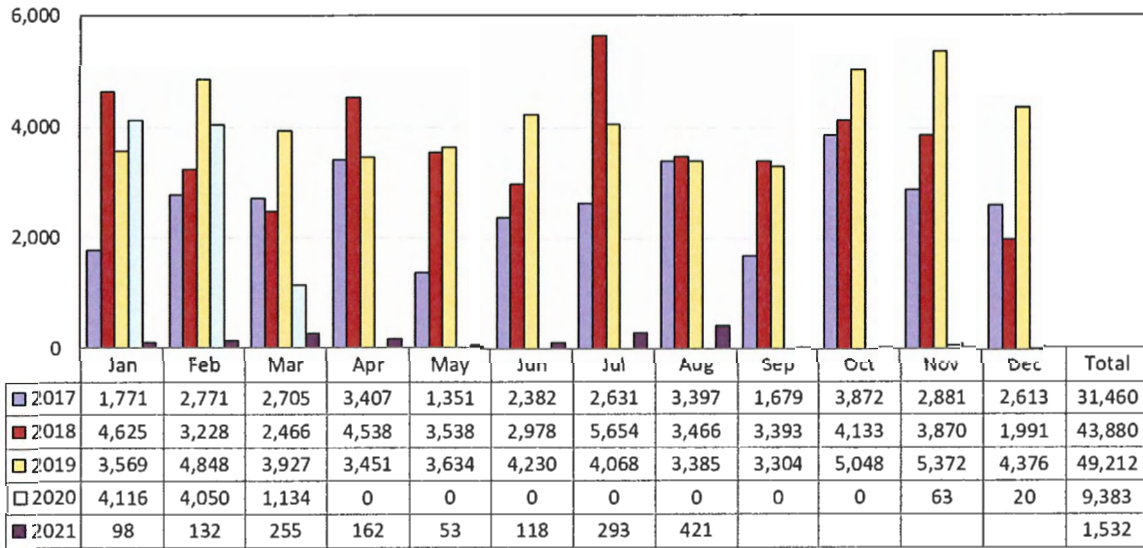
During the month of August volunteer highlights included:

- The deployment of three volunteer bike patrols, totalling 48 hours.
- 10 Lock Out Auto Crime deployments took place, which resulted in 421 information letters being distributed.
- Speed Watch was conducted on 1,113 vehicles at multiple locations and 132 information letters were issued.
- There were five Fail to Stop deployments during which 164 information letters were issued.
- August 10 – Volunteers conducted bike patrols near Ryan Road and identified two vehicles with expired insurance decals. Richmond Bylaws were contacted for follow up.
- August 13 – Volunteers assisted RCMP officers with a Speed Watch deployment near the City Centre Community Police Station. A total of 424 vehicles went through the deployment and five information letters were issued.
- August 20 and 25 – Volunteers assisted RCMP officers with Lock Out Auto Crime deployments at the Costco on Bridgeport Road and issued 123 information letters.
- August 23 and 31 – Volunteers assisted RCMP officers with Lock Out Auto Crime deployments at the River Rock Casino Resort and issued 63 information letters.
- August 28 – In collaboration with ICBC, RCMP officers and volunteers conducted Impaired Driving and Boating Safety Outreach at McDonald Beach Park. The joint enforcement and public education initiative promoted safety on roads and waterways. Police issued six violation notice warnings under *the Canada Shipping Act, Small Vessel Regulations* and denied one boater access to the boat launch due to suspected impairment.

*Lock Out Auto Crime*

Figure 2 provides a comparison by year of the number of vehicle notices issued.<sup>3</sup>

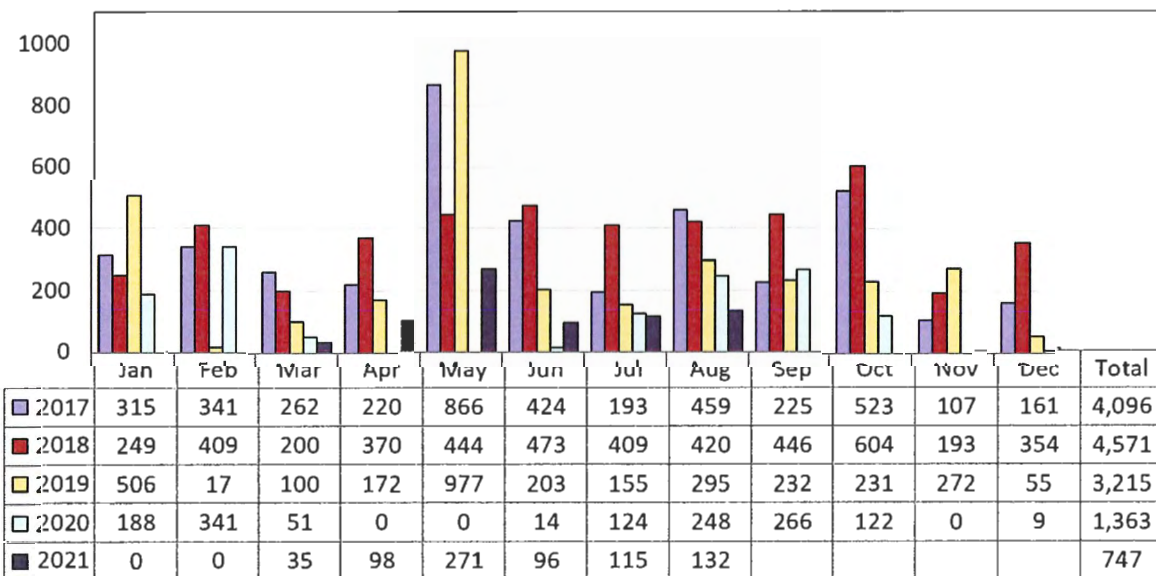
**Figure 2: Lock Out Auto Crime Vehicles Issued a Notice**



*Speed Watch*

Figure 3 provides a yearly comparison of the number of letters sent to registered vehicle owners.

**Figure 3: Speed Watch Letters Sent**



<sup>3</sup> Beginning in November 2020, Lock Out Auto Crime letters were issued in place of notices.

### Crime Prevention Unit

The Crime Prevention Unit reduces crime and enhances community engagement through public awareness and education initiatives. During the month of August, the Crime Prevention Unit participated in the following events/activities:

- Anti-Racism Outreach
- Community Outreach Patrols
- Impaired Driving/Boating Awareness
- Lock Out Auto Crime
- Richmond Maritime Festival
- Speed Watch

### Road Safety Unit

The Road Safety Unit makes Richmond's roads safer through evidence-based traffic enforcement, investigation of serious vehicle collisions and public education programs. Table 2 compares statistics for August 2021 to both June 2021 and July 2021. Violation Tickets were issued for the following infractions:

Table 2: Violation Tickets Issued

<b>Infraction</b>	<b>June 2021</b>	<b>July 2021</b>	<b>August 2021</b>
Distracted Driving	108	133	155
Driver License	146	134	147
Impaired	42	42	42
Intersection Offences	24	39	38
Moving Infractions <sup>4</sup>	62	97	155
Speeding	265	286	150
Seatbelts	18	14	15
Vehicle Related <sup>5</sup>	56	59	62
Other <sup>6</sup>	6	2	2
<b>Total</b>	<b>727</b>	<b>806</b>	<b>766</b>

### Victim Services

In August 2021, Richmond RCMP Victim Services met with 89 new clients and attended five crime/trauma scenes after hours. Victim Services reduced in-person client services in March 2020 and began offering services by phone but continue to attend some of the more serious calls in person. The unit currently maintains an active caseload of 150 files. In August, Victim Services responded to a number of cases involving medical-related sudden deaths, mental health issues and frauds.

<sup>4</sup> Moving infractions refers to unsafe lane change and unsafe passing.

<sup>5</sup> Vehicle related refers to vehicle defects, for example no lights and no insurance.

<sup>6</sup> Other refers to miscellaneous charges including fail to remain at the scene of an accident and failing to stop for police.



### Youth Section

The Richmond RCMP Detachment's Youth Section focuses on strategies that contribute to safe and healthy behaviours essential to the development of productive and civic-minded adults. During the month of August, Youth Section highlights included:

- RCMP officers in the Youth Section conducted youth engagement visits at summer day camps, including at Cambie Community Centre. Police officers distributed stickers, discussed policing and played football with the attendees.
- Planning began for the delivery of DARE classes for the 2021-2022 school year.

### **Financial Impact**

None.

### **Conclusion**

In August 2021, the Richmond RCMP conducted a number of noteworthy investigations, including a collision involving a pedestrian and a homicide. Police statistics for this month indicate that most crime types were within the expected ranges, with the exception of residential break and enters, which were below the expected range.

In August, the Richmond RCMP Community Engagement Team and volunteers conducted road safety and crime prevention deployments, in addition to an enforcement and public education initiative targeting impaired driving and boating safety. The Officer in Charge of the Richmond RCMP Detachment will continue to ensure that Richmond remains a safe and desirable community.



Edward Warzel  
Manager, RCMP Administration  
(604-207-4767)

EW:

- Att. 1: Community Policing Programs  
2: Crime Statistics  
3: Crime Maps

### Auxiliary Constables

- The primary mandate of Richmond's Auxiliary Constables is to support community policing activities related to public safety and crime prevention.
- For more information, visit [www.richmond.ca/safety/police/prevention/auxiliary.htm](http://www.richmond.ca/safety/police/prevention/auxiliary.htm)

### Block Watch

- Community-based crime prevention program aimed at helping neighbors organize themselves to prevent crime.
- Residents can receive email alerts of neighbourhood residential break and enters by registering their email addresses at: [blockwatch@richmond.ca](mailto:blockwatch@richmond.ca)
- For more information, visit [www.richmond.ca/safety/police/prevention/blockwatch.htm](http://www.richmond.ca/safety/police/prevention/blockwatch.htm)

### Distracted Driving Program

- Trained volunteers monitor intersections and observe distracted drivers.
- A letter is sent to the registered owner of the offending vehicle with information on the safety risks associated to the observed behaviour and applicable fine amounts.
- For more information, visit [www.richmond.ca/safety/police/prevention/programs.htm](http://www.richmond.ca/safety/police/prevention/programs.htm)

### Fail to Stop

- Trained volunteers monitor areas that have been referred to the program by local businesses or residents where drivers are not making a full stop at the stop sign, or running a red light.
- An information letter is sent to the registered owner of the vehicle advising them the date, time and location and applicable fine amounts if the driver received a violation ticket.

### Lock Out Auto Crime

- Co-sponsored by the Insurance Corporation of BC (ICBC), volunteers patrol city streets and parking lots looking for automobile security vulnerabilities.
- Notices supplied by ICBC are issued to every vehicle inspected indicating to the owner what issues need to be addressed in order to keep the vehicle and contents secure.

- For more information, visit
- [www.richmond.ca/safety/police/personal/vehicle.htm](http://www.richmond.ca/safety/police/personal/vehicle.htm)

#### Project 529

- This program allows riders to easily and securely register their bikes. This up-to-date database of bikes alerts its registrants if a fellow 529 bike is stolen.
- Project 529 is a unique, multi-national registry that holds a database of all registered and stolen bikes.

#### Speed Watch

- Co-sponsored by ICBC, promotes safe driving habits by alerting drivers of their speed.
- Trained volunteers are equipped with radar and a speed watch reader board that gives drivers instant feedback regarding their speed.
- Volunteers record the license plate number and the speed, and a letter is sent to the registered owner of the offending vehicle. The letter includes the date, time and location and applicable fine amounts if the driver received a violation ticket.

#### Stolen Auto Recovery

- Co-sponsored by ICBC, trained volunteers equipped with portable computers identify stolen vehicles.
- These volunteers recover hundreds of stolen vehicles each year throughout the Lower Mainland.

#### Volunteer Bike and Foot Patrol Program

- Trained volunteers patrol Richmond neighbourhoods reporting suspicious activities and providing a visible deterrent to crime and public order issues.

## AUGUST 2021 STATISTICS

## RICHMOND RCMP

This chart identifies the monthly totals for founded Criminal Code incidents, excluding traffic-related Criminal Code incidents. Based on Uniform Crime Reporting (UCR) scoring, there are three categories: (1) Violent Crime, (2) Property Crime, and (3) Other Criminal Code. Within each category, particular offence types are highlighted in this chart. In addition, monthly totals for Controlled Drugs and Substances Act (CDSA) incidents and MHA-related calls for service are included. Individual UCR codes are indicated below the specific crime type.

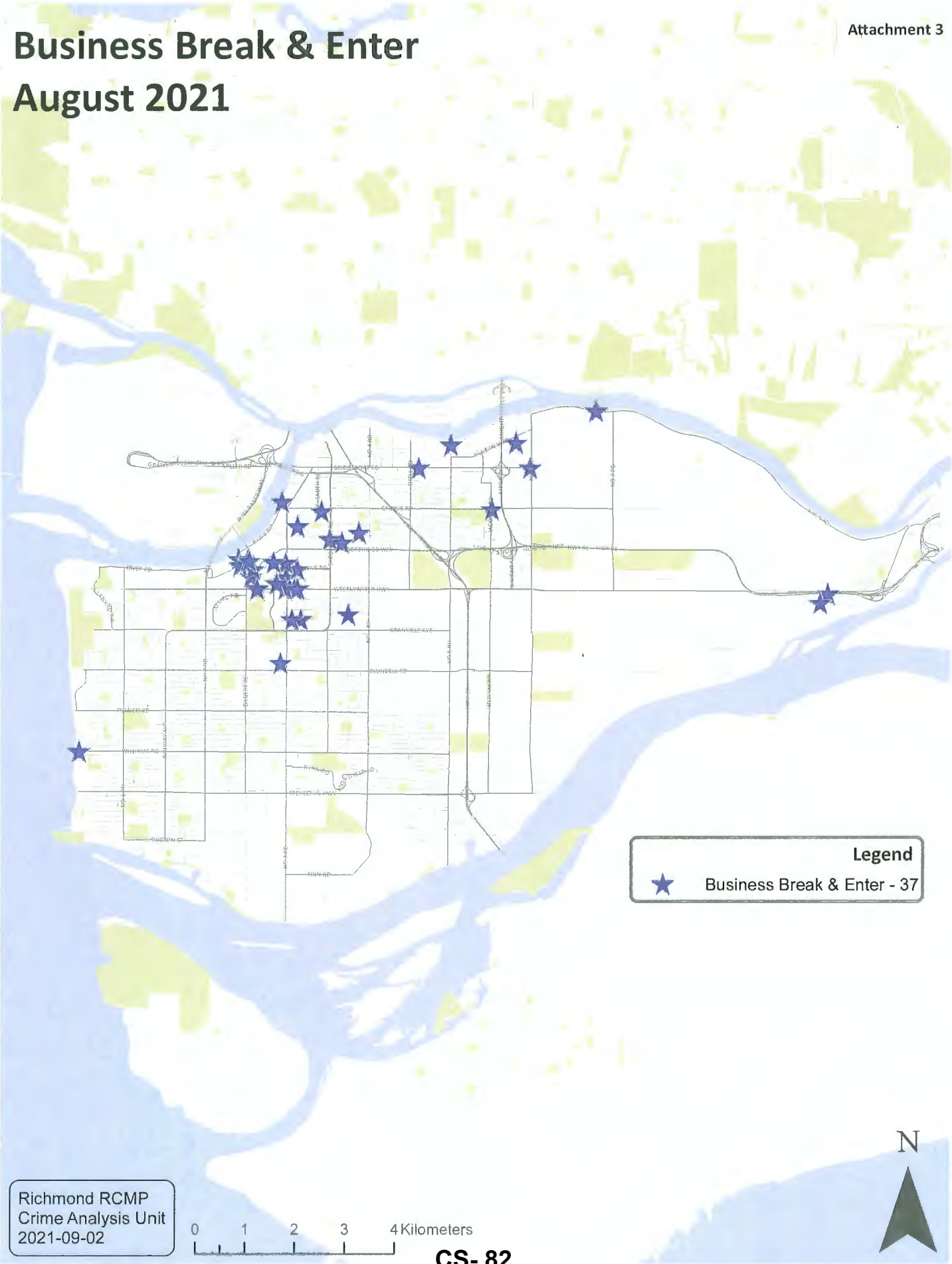
In 2019, changes were implemented regarding the collection of UCR data. The new standards provide much more stringent criteria to classify a file as unfounded. As a result, there will be an increase in many crime statistics, and clearance rates will conversely decline. This creates numerous challenges when comparing previous years' data. Full details on the Uniform Crime Reporting Survey are available at Statistics Canada: <https://www150.statcan.gc.ca/n1/pub/85-002-x/2018001/article/54973-eng.htm>. For more information, contact Richmond Crime Analysts.

The 5 year average range data is based on activity within a single month over the past 5 years. If the current monthly total for an offence is above the expected average range (using one standard deviation) due to crime trends, patterns, or spikes, it will be noted in **red**. If the current monthly total for an offence is above the expected average range due to primarily non-operational reasons such as the new UCR standards or other scoring issues, the total will be noted in **purple**. Below expected numbers will be noted in **blue**.

	Month	5-Yr Avg	5-Yr Range	Year to Date Totals			
	Aug-21	August		2020	2021	% Change	# Change
<b>VIOLENT CRIME</b> (UCR 1000-Series Offences)	<b>123</b>	<b>136.6</b>	<b>118-155</b>	<b>1124</b>	<b>1166</b>	<b>4%</b>	<b>42</b>
Robbery	5	6.2	4-8	35	38	9%	3
Assault Common	48	45.2	35-55	409	364	-11%	-45
Assault Serious	10	12.2	9-16	100	129	29%	29
Sexual Offences	16	15.4	10-21	134	163	22%	29
<b>PROPERTY CRIME</b> (UCR 2000-Series Offences)	<b>556</b>	<b>651.8</b>	<b>631-673</b>	<b>4281</b>	<b>4270</b>	<b>0%</b>	<b>-11</b>
Business B&E	37	33.6	29-38	261	220	-16%	-41
Residential B&E	22	46.8	37-57	267	224	-16%	-43
Auto Theft	21	26.8	19-35	161	167	4%	6
Theft from Auto	150	167.4	155-180	1090	1097	1%	7
Theft	58	94.8	72-118	492	448	-9%	-44
Shoplifting	61	70.4	56-84	403	483	20%	80
Fraud	69	69.6	59-80	570	586	3%	16
<b>OTHER CRIMINAL CODE</b> (UCR 3000-Series Offences)	<b>287</b>	<b>219.2</b>	<b>200-238</b>	<b>1474</b>	<b>1972</b>	<b>34%</b>	<b>498</b>
Arson <small>UCR 1028, 1110</small>	3	3.8	3-5	46	51	11%	5
<b>SUBTOTAL CC OFFENCES</b> (UCR 1000 to 3000 Series)	<b>966</b>	<b>1007.6</b>	<b>981-1034</b>	<b>7023</b>	<b>7411</b>	<b>6%</b>	<b>388</b>
<b>DRUGS</b> (UCR 4000-Series Offences)	<b>38</b>	<b>57.2</b>	<b>44-71</b>	<b>474</b>	<b>294</b>	<b>-38%</b>	<b>-180</b>
<b>MHA RELATED CALLS</b> (MHA files or Mental Health flag)	<b>135</b>	<b>142.8</b>	<b>103-182</b>	<b>1319</b>	<b>1051</b>	<b>-20%</b>	<b>-268</b>

Prepared by Richmond RCMP Crime Analysts. Data collected from PRIME on 2021-09-02. Published 2021-09-02. These data are operational and subject to change. This document is not to be copied, reproduced, used in whole or part or disseminated to any other person or agency without the consent of the originator(s).

# Business Break & Enter August 2021



**Legend**  
★ Business Break & Enter - 37

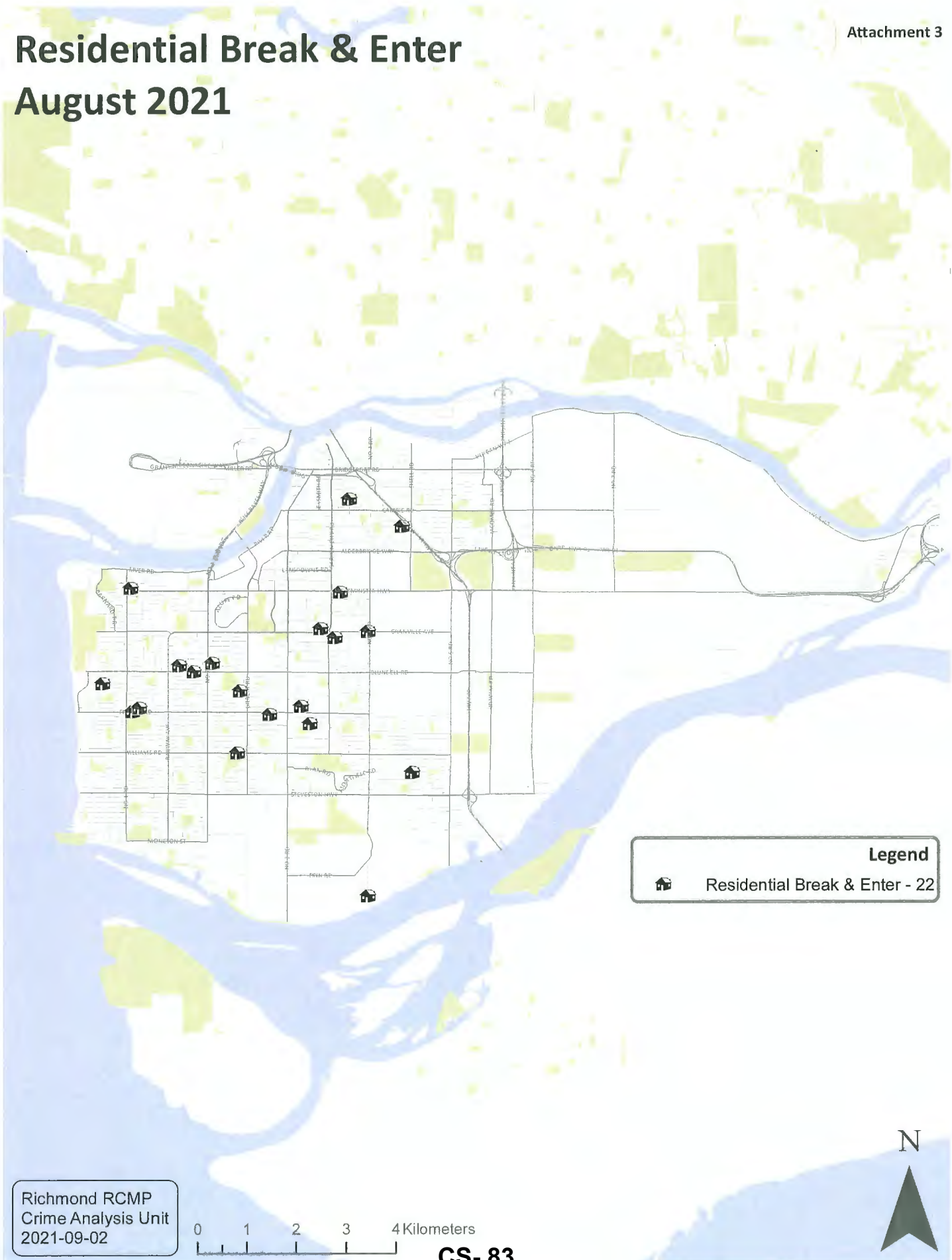
Richmond RCMP  
Crime Analysis Unit  
2021-09-02

0 1 2 3 4 Kilometers

**CS- 82**



# Residential Break & Enter August 2021



**Legend**  
🏠 Residential Break & Enter - 22

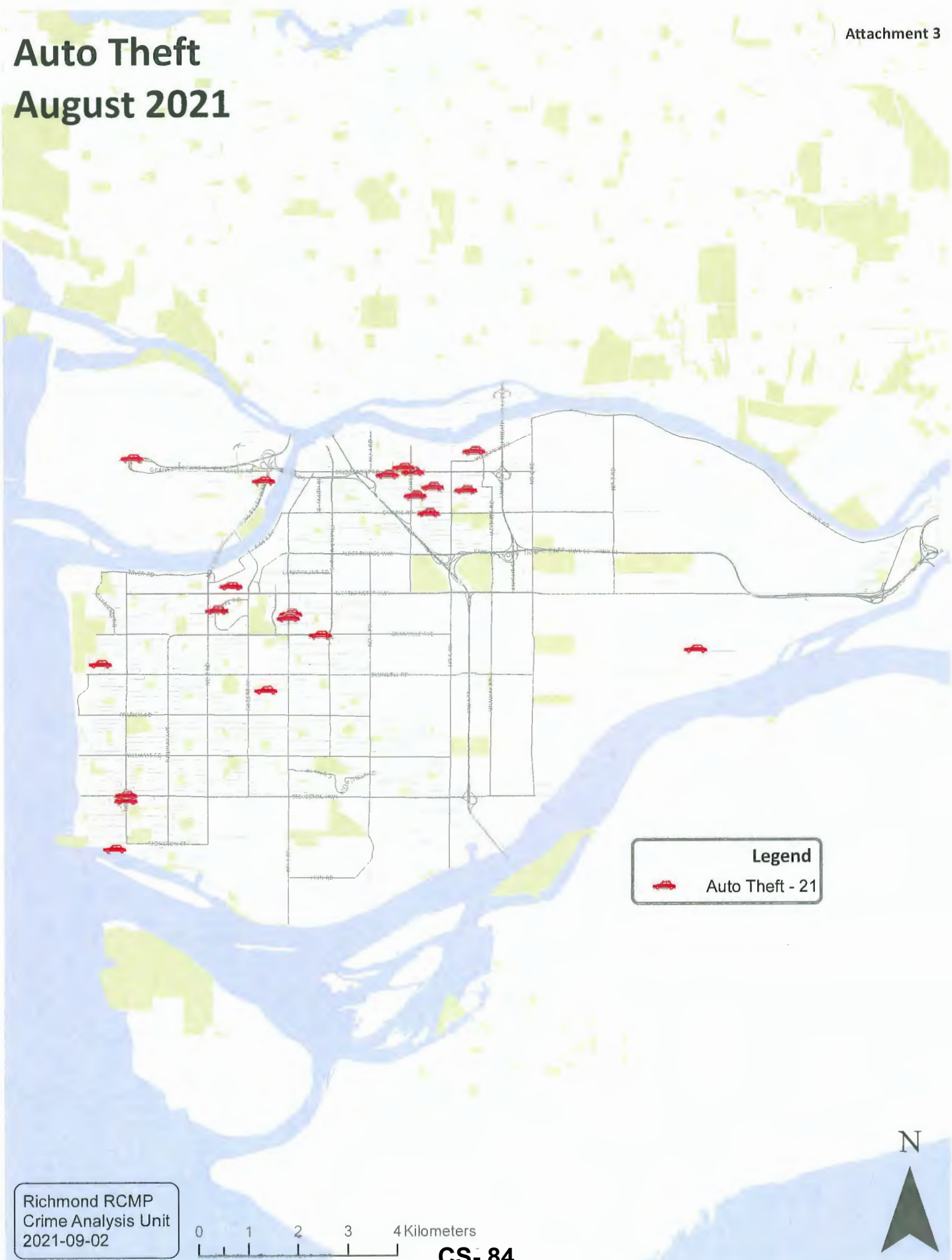
Richmond RCMP  
Crime Analysis Unit  
2021-09-02

0 1 2 3 4 Kilometers

**CS- 83**



# Auto Theft August 2021



**Legend**  
Auto Theft - 21

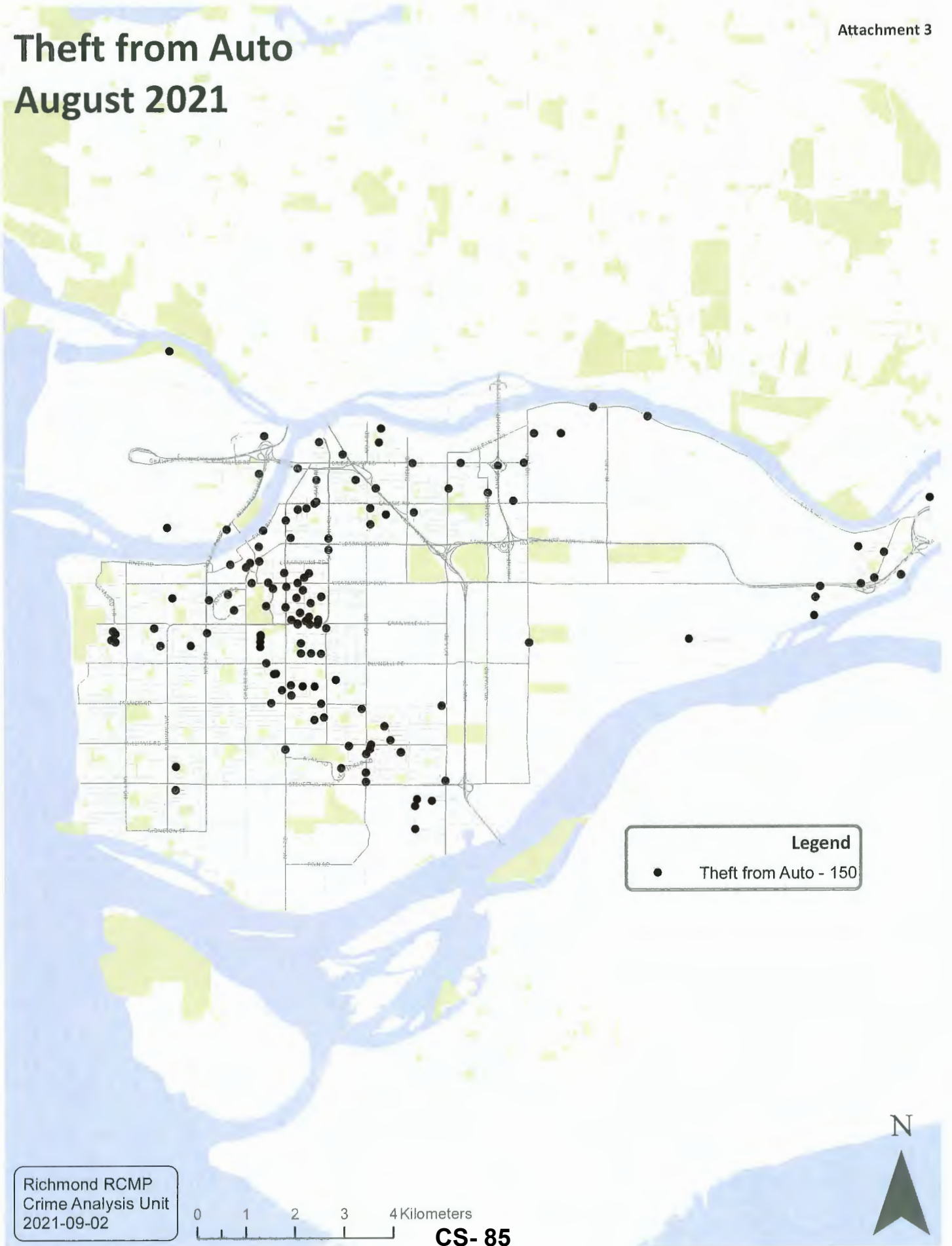
Richmond RCMP  
Crime Analysis Unit  
2021-09-02

0 1 2 3 4 Kilometers

**CS- 84**



# Theft from Auto August 2021



Richmond RCMP  
Crime Analysis Unit  
2021-09-02

0 1 2 3 4 Kilometers

**CS- 85**

