




City of Richmond

Report to Committee

To: Community Safety Committee **Date:** February 19, 2019
From: Will Ng, Superintendent **File:** 09-5000-01/2019-Vol
 Officer in Charge, Richmond RCMP Detachment 01
Re: RCMP Monthly Activity Report – January 2019



Staff Recommendation

That the report titled “RCMP Monthly Activity Report – January 2019”, dated February 19, 2019, from the Officer in Charge, Richmond RCMP Detachment, be received for information.



Will Ng
 Superintendent, Officer in Charge
 (604-278-1212)

Att. 3

REPORT CONCURRENCE	
CONCURRENCE OF GENERAL MANAGER	
	
REVIEWED BY STAFF REPORT / AGENDA REVIEW SUBCOMMITTEE	INITIALS: CS
APPROVED BY CAO FOR 	

Staff Report

Origin

At the request of the Community Safety Committee, the Officer in Charge will keep Council informed on matters pertaining to policing in the Richmond community. This monthly activity report for the RCMP provides information on each of the following areas:

1. Activities and Noteworthy files
2. Analysis of Police Statistics
3. Crime Trends Across Jurisdictions
4. Auxiliary Program
5. Block Watch
6. Community Police Station Programs
7. Crime Prevention Unit
8. Road Safety Unit
9. Victim Services
10. Youth Section

Analysis

Activities and Noteworthy Files

Injured Pedestrian

On January 8, 2019, Richmond RCMP officers responded to the area of St. Alban's Road and General Currie Road for reports of an injured pedestrian. A 31-year-old woman was transported to hospital suffering life threatening injuries after being struck by a vehicle. The driver of the vehicle remained on scene and was cooperative with police. The Richmond Criminal Crash Investigation Team is investigating the collision.

Suspicious Occurrence

On January 20, 2019, Richmond RCMP Detachment (the Detachment) issued a media release warning the public of individuals going door to door posing as security firm employees. The warning came, after Richmond RCMP was notified of social media posts indicating multiple residents in the Hamilton area had a similar experience. According to the posts, these individuals were asking homeowners questions about their security systems and, in some cases, even attempted to gain access to the residences.

Vehicle Collision

On January 21, 2019, Richmond RCMP officers responded to the area of No. 6 Road and Blundell Road after reports of a single-vehicle collision with a hydro pole. Two occupants were removed from the vehicle and transported to hospital. The driver sustained critical injuries and the passenger had serious, but non-life-threatening injuries. The accident caused power outages throughout the area. The Richmond RCMP Road Safety Unit and Integrated Collision Analysis and Reconstruction Service are investigating.

Robbery

On January 21, 2019, Richmond RCMP officers responded to a residence in the 5000 block of Walton Road for reports of a robbery of a vehicle. The victim was approached by a suspect, who produced a weapon and smashed the vehicle window. The victim sustained non-life threatening injuries and was transported to hospital. The vehicle was located later that morning by the Vancouver Police Department that resulted in the arrest of two suspects. The Richmond RCMP is investigating.

Weapons

On January 23, 2019, Richmond RCMP officers responded to a residence in the 8000 block of No. 2 Road for a domestic disturbance with a weapon. A 29-year-old male suspect surrendered to police after a one hour standoff. An infant that was located in the residence was unharmed. RCMP officers from the Lower Mainland Integrated Police Dog Services secured the area and a neighbouring school was placed on a hold as a precautionary safety measure. The Richmond RCMP is investigating.

Analysis of Police Statistics

In January 2019, important changes were implemented regarding the collection of Uniform Crime Reporting Survey data.¹ As a result of significant media attention in February 2017 regarding sexual assault reporting, the Canadian Centre for Justice Statistics (CCJS) and the Police Information and Statistics Committee of the Canadian Association of Chiefs of Police worked to develop recommendations for changes to police records methodology, with particular attention on classifying founded and unfounded cases. These changes will impact police statistics across Canada will affect all crime types, not only sexual offences. The new standards will provide more stringent criteria to classify a case as unfounded. As a result, there will likely be an increase in many crime statistics and clearance rates will conversely decline. This change creates numerous challenges when conducting comparisons with previous years' data. The information presented in this section must be evaluated within the context of this limitation. Further analysis will be provided throughout the year.

Arson

In January 2019, there were three incidents of arson, which is down one incident from the previous month and up one incident from January 2018. The number of arsons this month is within the five-year statistical average range.

Assault Serious (Assault with a Weapon)

There were 14 assault serious events in January 2019, which is double the number from the previous month. The number of reported serious assaults this month is outside the five-year average range and represents a 56 per cent increase from January 2018. Six of these files were domestic-related. The elevated number of files this month is primarily explained by the new

¹ Statistics Canada, <https://www150.statcan.gc.ca/n1/pub/85-002-x/2018001/article/54973-eng.htm>

standards for CCJS reporting and/or non-operational reasons. No patterns, trends or files of note have been identified.

Auto Theft

There were 33 auto theft incidents this month, which is an 11 per cent decrease from December 2018 and a 106 per cent increase from January 2018. For the second consecutive month, the number of auto thefts is outside of the five-year average range.

Auto theft numbers were high in the second half of 2018. A number of these thefts continue to be linked with Residential Break and Enters, which has been an active crime type for the last few months.

Drugs

In January 2019 there were 45 drug incidents, which represent a 55 per cent increase from the previous month and a two per cent increase from January 2018. After numerous months of below average numbers of drug offences, correlated to the legalization of cannabis on October 17, 2018, and decline in cannabis-related offences, the number of drug offences this month is within the five-year average range.

Mental Health

There were 190 mental health incidents in January 2019, which represents a 31 per cent increase from December 2018 and a 71 per cent increase from January 2018. The number of mental health incidents is significantly above the five-year average range and the number recorded this month is the highest number since 2012.²

It should be noted that 60 of these incidents (approximately 32 per cent) can be attributed to one individual, who has been identified as a high volume client for a number of years. These calls did not require police resources and are linked to the individual's health condition. Further analysis indicates that the number of police apprehensions has remained steady; indicating that the overall police workload for mental health related incidents has not changed even though the number of files has increased. The elevated number of files this month is primarily explained by non-operational reasons. No patterns or trends have been identified.

Residential Break and Enter

There were 104 break and enters to residences in January 2019, which is a three per cent increase from the previous month and a 39 per cent increase from January 2018. The number of residential break and enters this month is above the five-year average range

Richmond RCMP Detachment has deployed additional resources to target property crime. Persons/groups of interest have been identified through criminal analysis, which has resulted in targeted enforcement. This month, the Detachment issued a media release advising that a lengthy

² With updated file scoring implemented in 2012

police investigation, including four search warrants, led to 15 property crime charges against a Richmond resident. Over one thousand items were seized including numerous luxury goods.

Commercial Break and Enter

In January 2019, there were 44 break and enters to businesses, which represents a four per cent decrease from December 2018. This number represents a 37 per cent decrease from January 2018, during which a statistically high number of commercial break and enters were reported. Commercial break and enters remain within the expected range.

Robbery

There were 10 robbery incidents in January 2019, which is up three incidents from the previous month and double the number of incidents from January 2018. However, this number remains within the five-year average range.

Sexual Offences

There were 26 sexual offence files in January 2019, which represents a 117 per cent increase from the previous month. The number of sexual offences this month marks an eight per cent increase from January 2018, during which a statistically high number of offences were reported. This month's total is significantly outside the five-year average range.

The elevated number of files this month is linked to the CCJS scoring changes. In addition, this month the Detachment's Serious Crimes section forwarded five files related to the BC Integrated Child Exploitation Unit. The elevated number of files this month is primarily explained by the new standards for CCJS reporting and/or non-operational reasons. No patterns, trends, or files of note have been identified.

Shoplifting

There were 78 shoplifting thefts in January 2019, which is a 70 per cent increase from the previous month and a 26 per cent increase from January 2018. This month, reported shoplifting thefts are outside the five-year expected range.

The increase in reported shoplifting thefts this month can be largely attributed to a two-day project with local Loss Prevention Officers (LPO). Approximately 20 LPOs participated with 17 Richmond RCMP Officers in this annual project, which resulted in 30 arrests this year.³

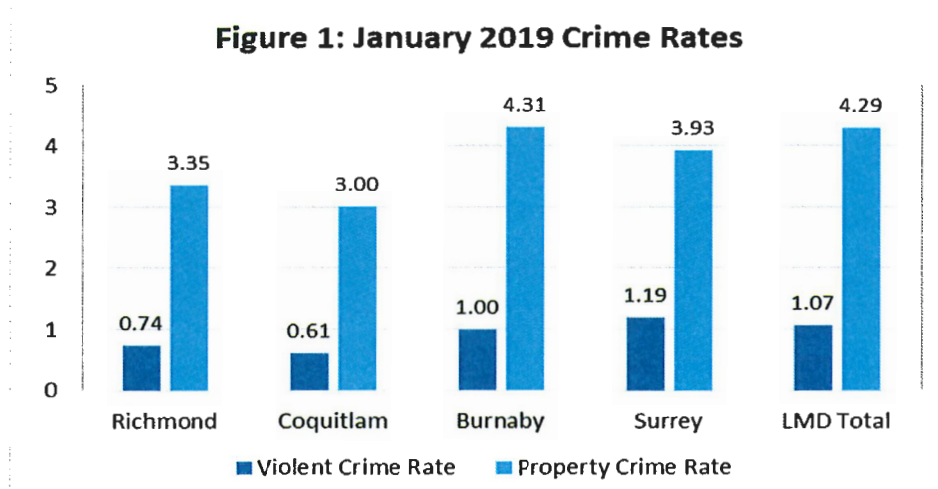
Theft from Auto

There were 183 theft from auto incidents in January 2019, which represents a five per cent decrease from the previous month. This number marks a 16 per cent decrease from January 2018 and is below the five-year average range.

³ Participation included RCMP members from the Prolific Offender Suppression Team, Property Crime Unit and General Duty.

Crime Trends Across Jurisdictions

Data on crime rates is presented below (Figure 1).⁴ Out of the four largest municipalities policed by the RCMP in the Lower Mainland District (LMD), Richmond has the second lowest violent crime rate. Richmond has also maintained the second lowest property crime rate. These low numbers can be attributed to the quick identification of targets and resulting enforcement, in addition to successful collaboration with partner agencies for multi-jurisdictional offenders.



Auxiliary Program

In January 2019, Richmond Detachment had a complement of 37 Auxiliaries.⁵ Auxiliaries provided a total of 262 volunteer hours during the month of January.

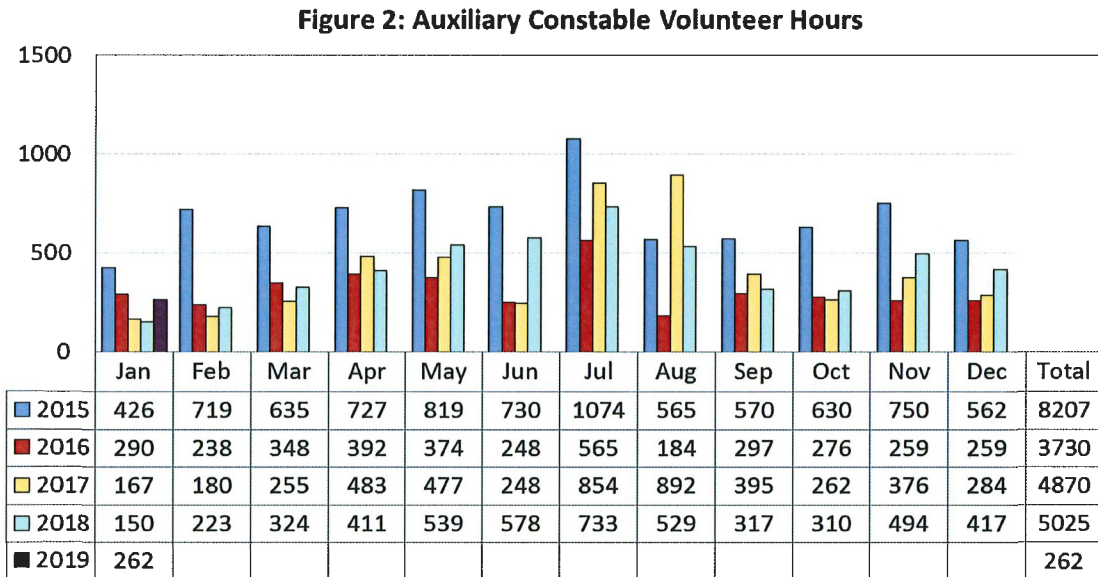
In the coming months, the Province of BC and RCMP “E” Division are expected to announce the training standards for the Tier 3 Auxiliary program.⁶ Once these details are known, the Detachment will commence recruitment of a new troop of Auxiliaries. The RCMP recently announced that for the immediate future there will be no changes to the current Auxiliary uniform.

⁴ Crime rate is calculated per 1,000 people (using 2019 population projections)

⁵ Previously referred to as Auxiliary Constables.

⁶ <http://www.rcmp-grc.gc.ca/en/auxiliary-program-tiers>

Figure 2 compares the monthly hours of service provided by month from 2014 to 2018.



Auxiliary Program Activities

Auxiliaries attend events in the community to promote a positive police presence, support RCMP members and provide traffic and crowd control. During the month of January, Auxiliaries participated in:

- Bait Car Deployments
- Break and Enter Outreach
- Crime Watch
- Home Security Checks
- Positive Ticket Program
- School Sports Events

Block Watch

At the end of January 2019, the Block Watch program had 456 groups totaling 10,202 participants. Currently, the program includes 553 captains and co-captains.⁷

Community Police Station Programs

Community police stations continue to enhance the Detachment’s policing services by providing an array of crime prevention resources and community safety initiatives. City staff and volunteers pursue safety initiatives to enhance crime prevention program awareness, community engagement and police accessibility. These initiatives help to reduce anxiety and fear related to crime. The program activities vary from month to month reflective of weather conditions, seasonal initiatives, events and the availability of volunteers.

⁷ The variance from previous months’ data is due to an ongoing database upgrade. Revised numbers will continue to reflect more accurate participation data.

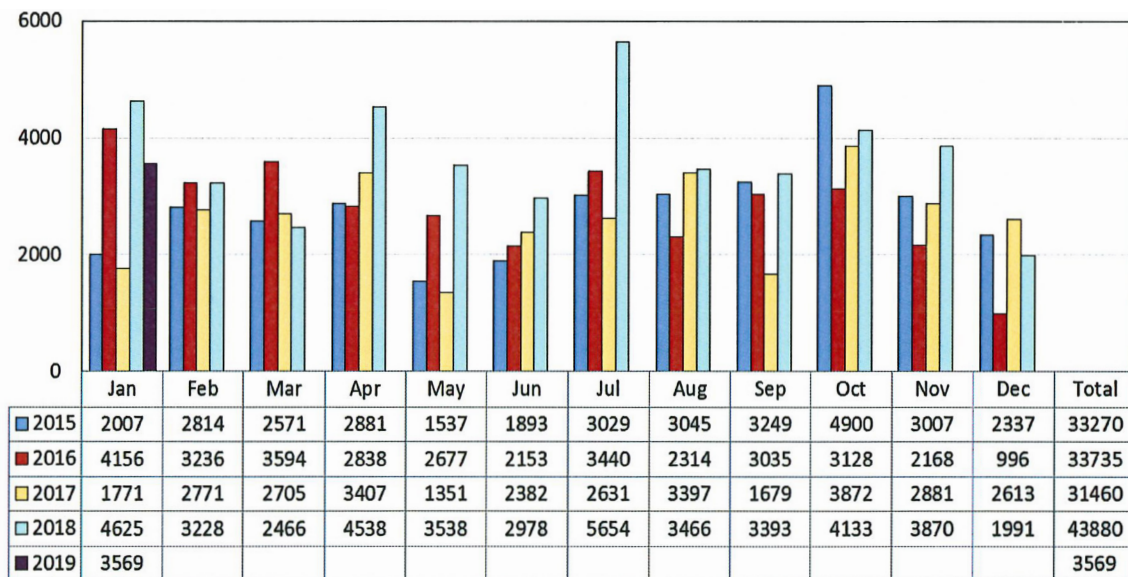
During the month of January volunteer highlights included:

- The deployment of 33 foot/van patrols totalling 226 hours.
- 41 Fail to Stop deployments took place, which resulted in 1,783 warning letters.
- Speed Watch was conducted on 2,954 vehicles at various locations.
- January 7 – Four volunteers participated in community outreach in residential break and enter hot spot areas. Accompanied by an RCMP member, the volunteers visited 75 homes in a strategically identified area.
- January 17 – Six volunteers participated in community outreach in residential break and enter hot spot areas. Accompanied by an RCMP member, the volunteers interacted with 25 residents and distributed a number of crime prevention brochures.
- January 19 – While conducting a Crime Watch Deployment, volunteers recovered a stolen vehicle.
- January 19 – While conducting a Crime Watch Deployment, volunteers observed a suspected impaired driver and reported it to police.
- January 21 – Six volunteers participated in community outreach in residential break and enter hot spot areas. Accompanied by an RCMP member, the volunteers 74 residences in a strategically identified area.
- January 25 – Two volunteers located a stolen vehicle while conducting van patrol using the Stolen Auto Recovery program.
- January 31 – Eight volunteers participated in a School Sports event at James Whiteside Elementary School.

Lock-Out Auto Crime

Figure 3 provides a comparison by year of the number of vehicle notices issued.

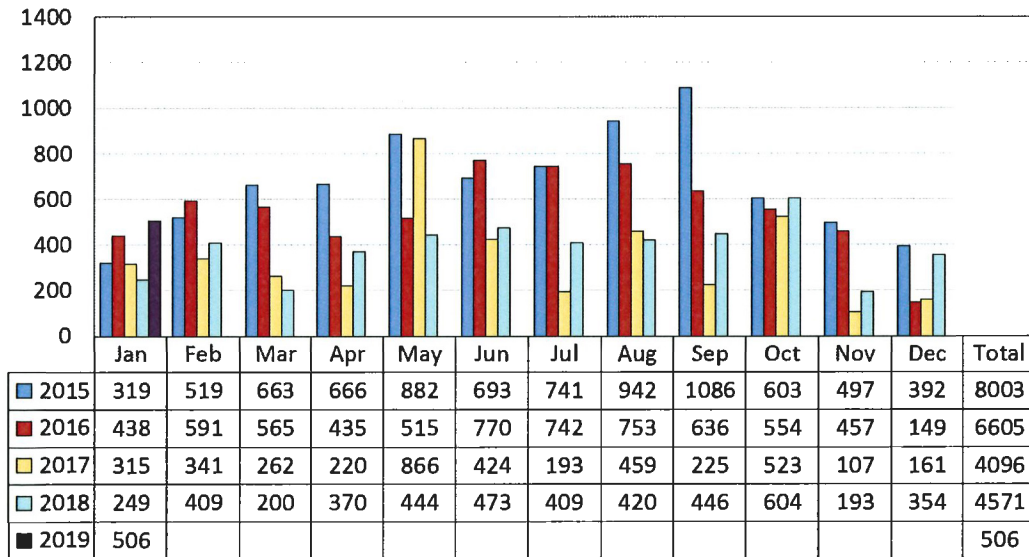
Figure 3: Lock Out Auto Crime Vehicles Issued a Notice



Speed Watch

Figure 4 provides a yearly comparison of the number of letters sent to registered vehicle owners.

Figure 4: Speed Watch Letters Sent



Crime Prevention Unit

The Crime Prevention Unit reduces crime and enhances community engagement through public awareness and dialogue initiatives. During the month of January, the Crime Prevention Unit participated in the following events/activities:

- Break and Enter Outreach
- Broadmoor Patrols
- Crime Prevention through Environmental Design
- Hot Spot Patrols
- School Sports Events
- Vulnerable Institution Patrols

Road Safety Unit

The Road Safety Unit makes Richmond’s roads safer through evidence-based traffic enforcement, investigation of serious vehicle collisions and public education programs. The following statistics compare January 2019 data to both November 2018 and December 2018.

Violation Tickets were issued for the following infractions:

Table 1: Violation Tickets Issued

Infraction	November 2018	December 2018	January 2019
Distracted Driving	53	38	116
Driver License	205	234	232
Impaired	38	38	23
Intersection offences	116	98	98
Moving Violations ⁸	151	222	245
Speeding	264	235	379
Seatbelts	8	17	9
Vehicle Related ⁹	57	89	63
Other ¹⁰	9	22	12
Total	901	993	1,177

Victim Services

In January 2019, Richmond RCMP Victim Services attended to 66 new clients and attended nine crime/trauma scenes after hours. The unit currently maintains an active caseload of 151 ongoing files. Victim Services responded to a number of cases involving property crime, motor vehicle accidents, suicide deaths and family conflict.

Youth Section

The Detachment's Youth Section focuses on strategies that contribute to safe and healthy behaviours essential to the development of productive and civic-minded adults. During the month of January, Youth Section highlights include:

- This month, members from the Youth Section participated in a lockdown drill at McRoberts Secondary School.
- RCMP members from the Youth Section presented an Internet Safety Talk at Palmer Secondary School. They discussed the benefits and dangers associated to various electronic devices and social media platforms, cyber bullying and criminal offences related to the internet. Presenters cautioned students regarding posting too much personal information online and demonstrated how to use the platforms and devices safely.

Financial Impact

None.

⁸ Moving violations refers to unsafe lane change and unsafe passing.

⁹ Vehicle related refers to vehicle defects, for example no lights and no insurance.

¹⁰ Other refers to miscellaneous charges including fail to remain at the scene of an accident and failing to stop for police.

February 19, 2019

- 11 -

Conclusion

The Officer in Charge, Richmond RCMP Detachment continues to ensure Richmond remains a safe and desirable community.



Edward Warzel
Manager, RCMP Administration
(604-207-4767)

- Att. 1: Community Policing Programs
- 2: Crime Statistics
- 3: Crime Maps

Auxiliary Constables

- The primary mandate of Richmond's Auxiliary Constables is to support community policing activities related to public safety and crime prevention.
- For more information, visit www.richmond.ca/safety/police/prevention/auxiliary.htm

Block Watch

- Community-based crime prevention program aimed at helping neighbors organize themselves to prevent crime.
- Residents can receive email alerts of neighbourhood residential break and enters by registering their email addresses at: blockwatch@richmond.ca
- For more information, visit www.richmond.ca/safety/police/prevention/blockwatch.htm

Difference Maker Project

- The Difference Maker Project is an off-shoot of the School Sports Programs. Elementary school students are mentored by teachers, police officers and community ambassadors. This activity aims to encourage social and civic responsibility amongst elementary and secondary school aged youth through community projects.

Distracted Driving Program

- Trained volunteers monitor intersections and observe distracted drivers.
- A letter is sent to the registered owner of the offending vehicle with information on the safety risks associated to the observed behaviour and applicable fine amounts.
- For more information, visit www.richmond.ca/safety/police/prevention/programs.htm

Fail to Stop

- Trained volunteers monitor areas that have been referred to the program by local businesses or residents where drivers are not making a full stop at the stop sign, or running a red light.
- An information letter is sent to the registered owner of the vehicle advising them the date, time and location and applicable fine amounts if the driver received a violation ticket.

Lock Out Auto Crime

- Co-sponsored by the Insurance Corporation of BC (ICBC), volunteers patrol city streets and parking lots looking for automobile security vulnerabilities.
- Notices supplied by ICBC are issued to every vehicle inspected indicating to the owner what issues need to be addressed in order to keep the vehicle and contents secure.
- For more information, visit
- www.richmond.ca/safety/police/personal/vehicle.htm

Project 529

- This program allows riders to easily and securely register their bikes. This up-to-date database of bikes alerts its registrants if a fellow 529 bike is stolen.
- Project 529 is a unique, multi-national registry that holds a database of all registered and stolen bikes.

Speed Watch

- Co-sponsored by ICBC, promotes safe driving habits by alerting drivers of their speed.
- Trained volunteers are equipped with radar and a speed watch reader board that gives drivers instant feedback regarding their speed.
- Volunteers record the license plate number and the speed, and a letter is sent to the registered owner of the offending vehicle. The letter includes the date, time and location and applicable fine amounts if the driver received a violation ticket.

Stolen Auto Recovery

- Co-sponsored by ICBC, trained volunteers equipped with portable computers identify stolen vehicles.
- These volunteers recover hundreds of stolen vehicles each year throughout the Lower Mainland.

Volunteer Bike and Foot Patrol Program

- Trained volunteers patrol Richmond neighbourhoods reporting suspicious activities and providing a visible deterrent to crime and public order issues.

JANUARY 2019 STATISTICS

RICHMOND RCMP

This chart identifies the monthly totals for founded Criminal Code incidents, excluding traffic-related Criminal Code incidents. Based on Uniform Crime Reporting (UCR) scoring, there are three categories: (1) Violent Crime, (2) Property Crime, and (3) Other Criminal Code. Within each category, particular offence types are highlighted in this chart. In addition, monthly totals for Controlled Drugs and Substances Act (CDSA) incidents and MHA-related calls for service are included. Individual UCR codes are indicated below the specific crime type.

For 2019, CCJS scoring standards have been modified. Previously, unsubstantiated files were not captured in this data, but effective 2019-01-01, this CCJS category has been collapsed. 2019 files of this variety are now considered as founded. For more information, contact Richmond Crime Analysts.

The Average Range data is based on activity in a single month over the past 5 years. If the current monthly total for an offence is above the expected average range (using a standard deviation), it will be noted in **red**, while below expected numbers will be noted in **blue**.

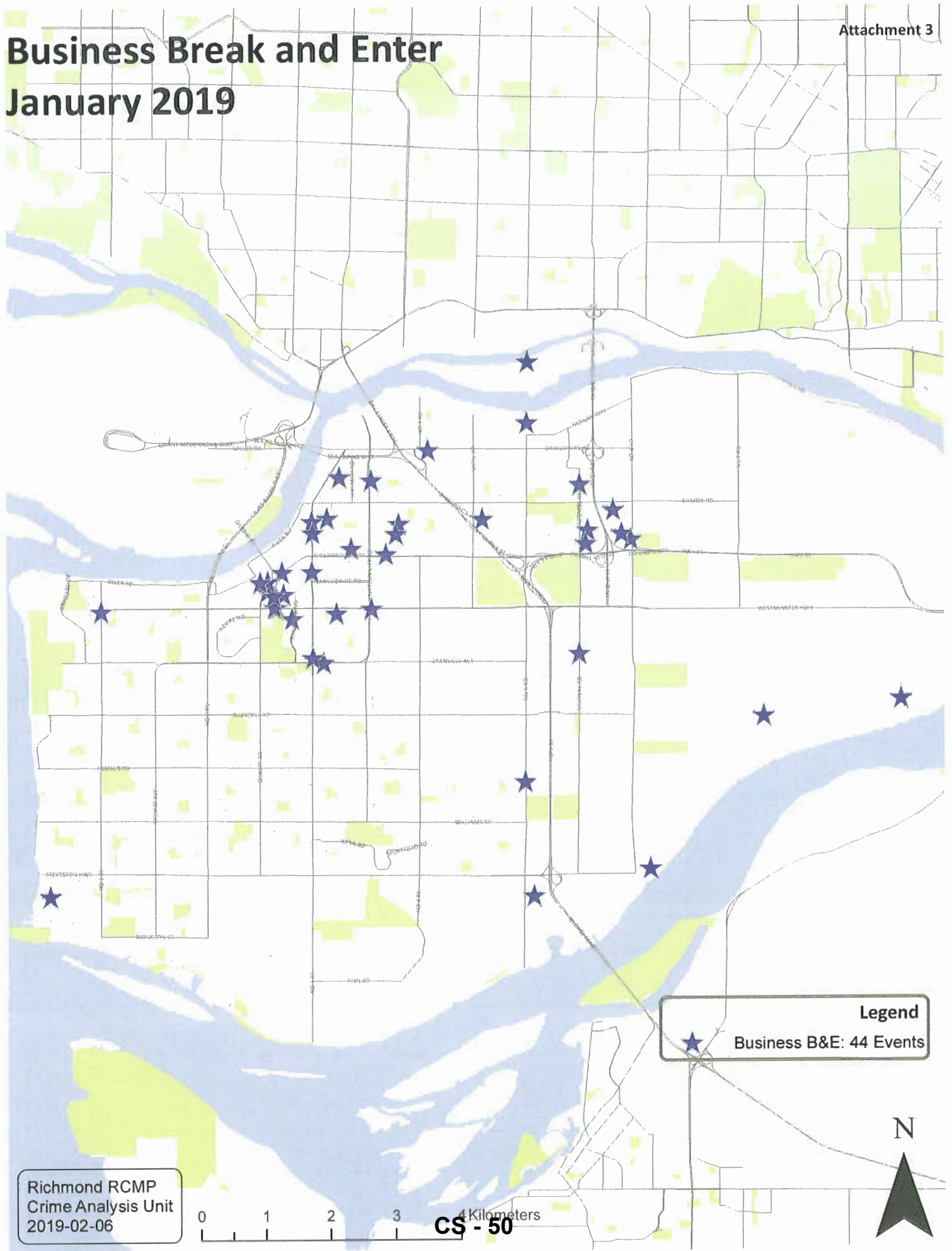
Year-to-Date percentage increases of more than 10% are marked in **red**, while decreases of more than 10% are **blue**.

	Month	5-Yr Avg	5-Yr Range	Year to Date Totals			
	Jan-19	January		2018	2019	% Change	# Change
VIOLENT CRIME (UCR 1000-Series Offences)	160	102.0	92-112	107	160	50%	53
Robbery <small>UCR 1610 (1-3)</small>	10	8.2	5-11	5	10	100%	5
Assault Common <small>UCR 1430</small>	50	40.0	35-45	42	50	19%	8
Assault Serious <small>UCR 1410 1420</small>	14	10.0	9-11	9	14	56%	5
Sexual Offences <small>UCR 1345, 1340, 1390, 1310</small>	26	9.4	2-17	24	26	8%	2
PROPERTY CRIME (UCR 2000-Series Offences)	757	707.8	677-739	676	757	12%	81
Business B&E <small>UCR 2120-1</small>	44	42.6	28-57	70	44	-37%	-26
Residential B&E <small>UCR 2120-2</small>	104	83.6	69-98	75	104	39%	29
Auto Theft <small>UCR 2135 (1-10), 2178</small>	33	23.8	18-30	16	33	106%	17
Theft from Auto <small>UCR 2132, 2142</small>	183	220.4	183-258	217	183	-16%	-34
Theft <small>UCR 2130, 2140</small>	115	113.6	91-136	99	115	16%	16
Shoplifting <small>UCR 2133, 2143</small>	78	57.0	49-65	62	78	26%	16
Fraud <small>UCR 2193, 2195, 2195, 2196</small>	76	67.6	54-82	62	76	23%	14
OTHER CRIMINAL CODE (UCR 3000-Series Offences)	160	173.6	168-179	171	160	-6%	-11
Arson <small>UCR 1629, 2110</small>	3	2.8	2-4	2	3	50%	1
SUBTOTAL CC OFFENCES (UCR 1000 to 3000 Series)	1077	983.4	950-1017	954	1077	13%	123
DRUGS (UCR 4000-Series Offences)	45	47.6	39-56	44	45	2%	1
MHA RELATED CALLS (MHA files or Mental Health flag)	190	108.8	99-119	111	190	71%	79

Prepared by Richmond RCMP Crime Analysts. Data collected from PRIME on 2019-02-06. Published 2019-02-06.

These data are operational and subject to change. This document is not to be copied, reproduced, used in whole or part or disseminated to any other person or agency without the consent of the originator(s).

Business Break and Enter January 2019



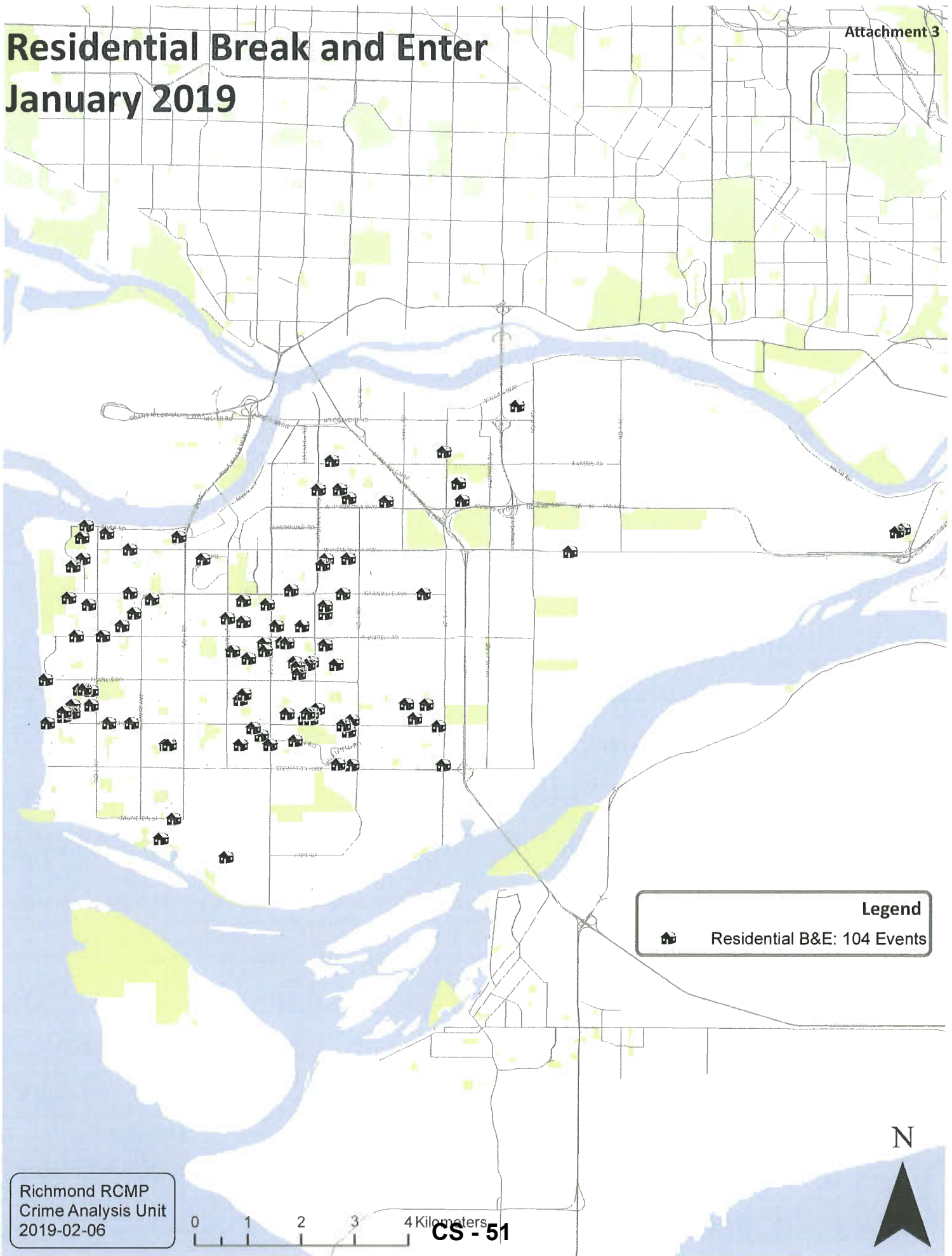
Legend
★ Business B&E: 44 Events

Richmond RCMP
Crime Analysis Unit
2019-02-06

0 1 2 3 4 Kilometers
CS - 50



Residential Break and Enter January 2019



Richmond RCMP
Crime Analysis Unit
2019-02-06

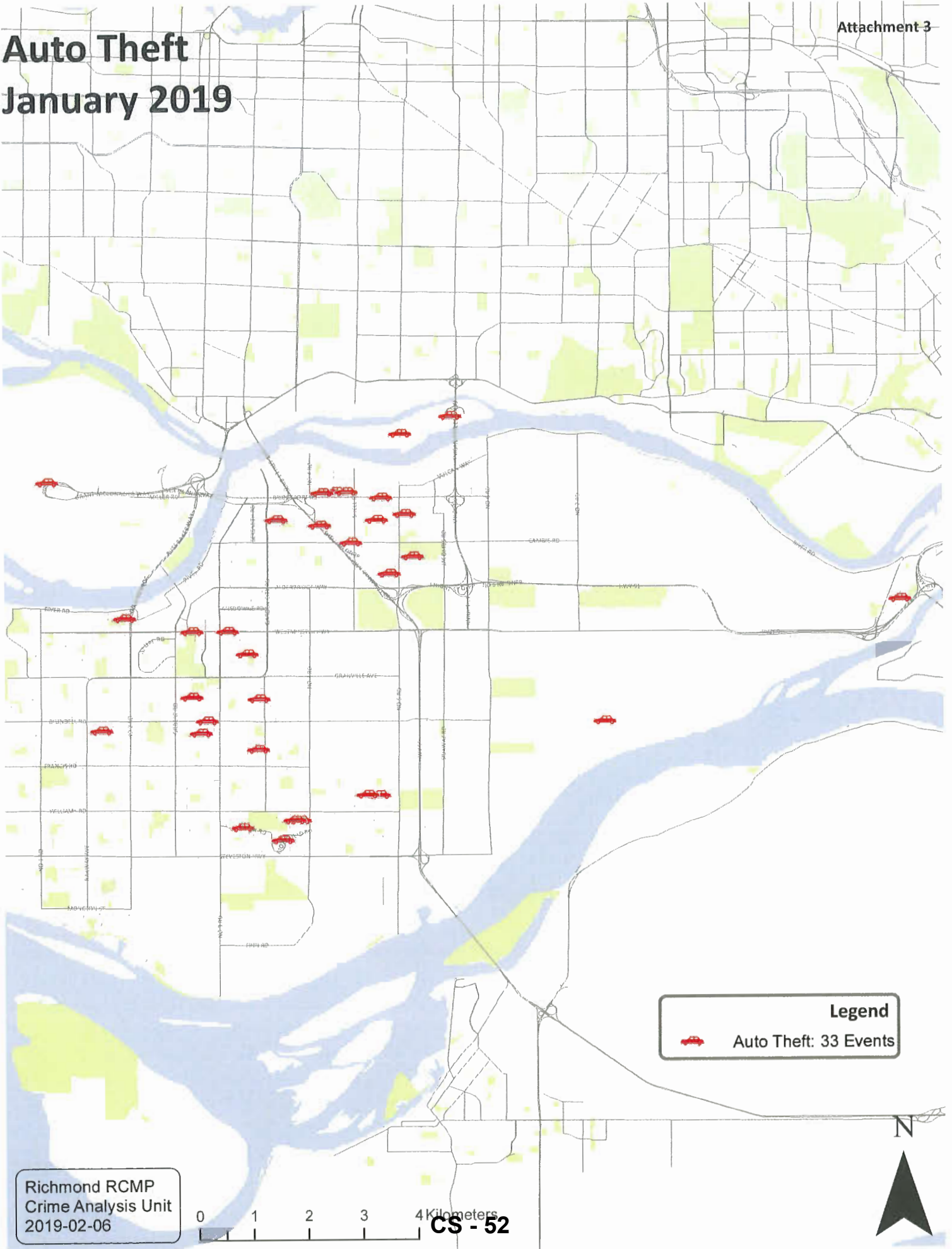
0 1 2 3 4 Kilometers
CS - 51

Legend

 Residential B&E: 104 Events



Auto Theft January 2019



Legend
Auto Theft: 33 Events

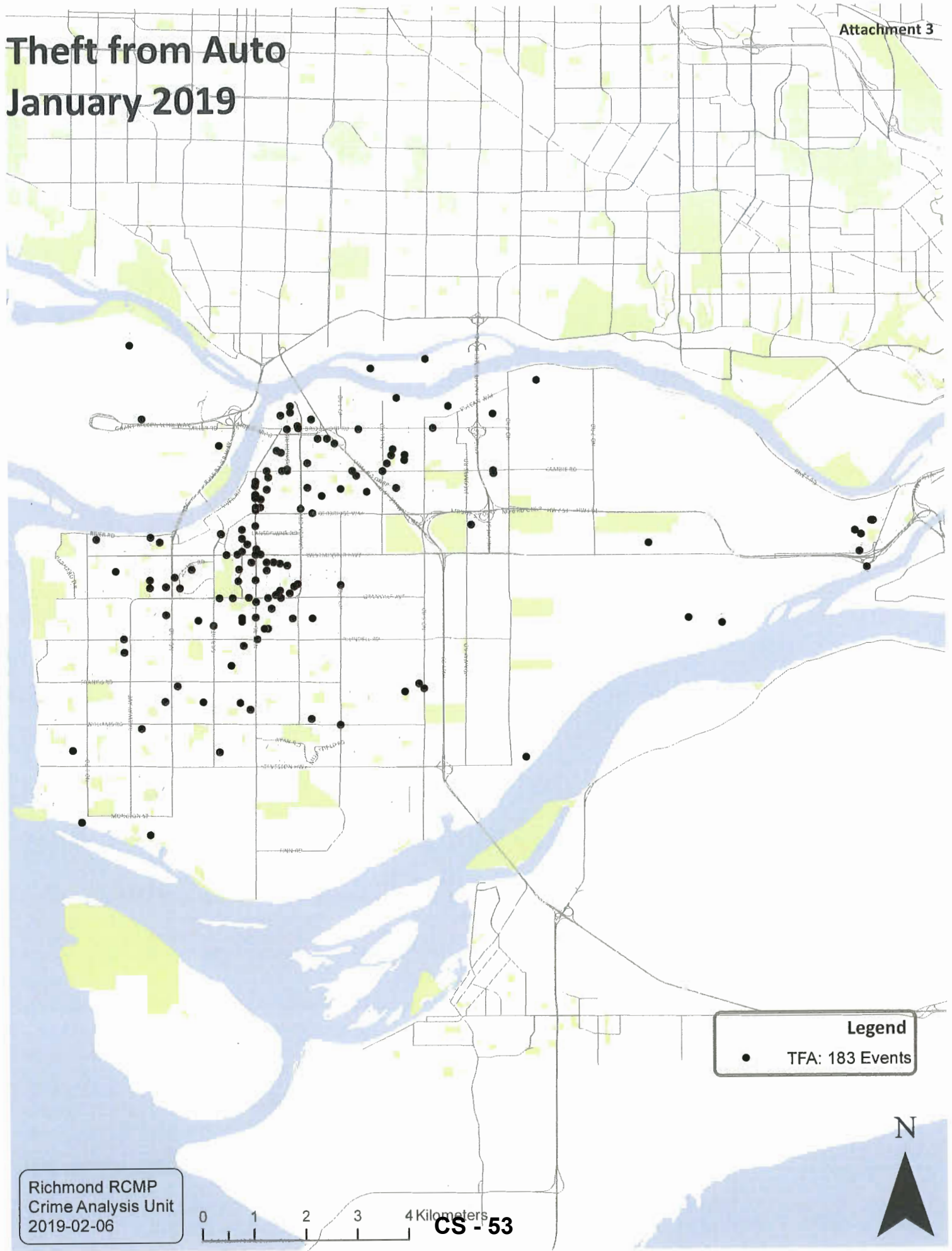
Richmond RCMP
Crime Analysis Unit
2019-02-06

0 1 2 3 4 Kilometers

CS - 52

N

Theft from Auto January 2019



Richmond RCMP
Crime Analysis Unit
2019-02-06

0 1 2 3 4 Kilometers

CS - 53

Legend

• TFA: 183 Events

N