



City of Richmond




Report to Committee

To: Community Safety Committee **Date:** May 13, 2019
From: Will Ng, Superintendent **File:** 09-5000-01/2019-Vol
 Officer in Charge, Richmond RCMP Detachment 01
Re: 2018-2019 RCMP Annual Performance Plan Fourth Quarter (January 1 - March 31, 2019)

Staff Recommendation

That the report titled "2018-2019 Richmond RCMP Detachment Annual Performance Plan Fourth Quarter Results (January 1 to March 31, 2019)", dated May 13, 2019, from the Officer in Charge, Richmond RCMP Detachment, be received for information.


 Will Ng
 Superintendent, Officer in Charge
 (604-278-1212)

REPORT CONCURRENCE	
CONCURRENCE OF GENERAL MANAGER 	
REVIEWED BY STAFF REPORT / AGENDA REVIEW SUBCOMMITTEE	INITIALS: 
APPROVED BY CAO 	

Staff Report

Origin

On March 13, 2018, Richmond City Council adopted the priorities listed in the report “2018–2019 RCMP Richmond Detachment Annual Performance Plan – Community Priorities”, dated February 14, 2018.

The priorities selected were:

1. Property Crime
2. Organized Crime – Drug Offences
3. Vulnerable Persons Unit (Mental Health, High Risk Missing Persons, Domestic Violence)

Analysis

Community Priority 1: Property Crime

Objective

- i. A two per cent reduction in the total property crime rate, using 2017-2018 as the baseline year.¹ The target property crime rate is 34.00.

Actions

The Richmond RCMP Detachment (Richmond Detachment) has continued to maintain a strong focus on prolific and priority offenders. As part of the Detachment’s offender management strategy, targeted surveillance is conducted on known offenders in order to apprehend them while they are committing offences or breaching their probation/bail conditions. In March 2019, RCMP Members in the Prolific Offender Suppression Team (POST) were conducting targeted surveillance in a theft from automobile hot spot area when they observed a priority offender breaching probation conditions and arrested him. This quarter, four prolific and priority offenders were arrested.

Richmond Detachment actively promotes community partnerships and collaborations. This quarter, a total of 17 police officers in Richmond Detachment’s Property Crime Unit, POST and General Duty Patrol partnered with 20 loss prevention officers over a two-day period in January. Their focus was 12 businesses in Richmond’s downtown core. The initiative resulted in 30 arrests, including one prolific property crime offender.

Volunteer engagement is an integral component of Richmond’s crime reduction strategy. This quarter, there were three volunteer bike deployments and 90 volunteer foot/van deployments, resulting in 671 volunteer patrol hours for suspicious activities. In a joint partnership with ICBC,

¹ Crime rate is calculated as crimes per 1,000. The property crime rate in 2017-2018 was 34.66.

volunteers were deployed to distribute Lock Out Auto Crime prevention notices. A total of 12,344 notices were issued.

Richmond Detachment's Crime Prevention Unit also began conducting Break and Enter Outreach during the second half of the fiscal year. Through this initiative, RCMP Members, Auxiliaries and volunteers visit residents in hot spot areas and offer information on crime prevention, including the Block Watch program. In addition, Block Watch has actively been promoted through its Facebook page as well as through local media, including two media interviews conducted in Chinese.

Results

The following table outlines the total property crime files for 2017-2018 and 2018-2019:

Table 1: Property Crime Files and Property Crime Rate

Quarter	Date Range	Total Property Crime Files 2017-2018	Total Property Crime Files 2018-2019	Projected Yearly Property Crime Rate
1	Apr. 1 – Jun. 30	1,868	1,850	33.36
2	Jul. 1 – Sept. 30	1,766	1,897	33.78
3	Oct. 1 – Dec. 31	1,982	1,987	34.56
4	Jan. 1 – Mar.31	1,993	2,001	34.87
Total		7,609	7,735	

Source: PRIME Statistics April 4, 2019

There were 2,001 property crime files in the fourth quarter of the 2018-2019 fiscal year, which represents no change from same period during the previous fiscal year. Total property crime files for the 2018-2019 fiscal year represent less than a two per cent increase over the previous fiscal year.

The property crime rate for the 2018-2019 fiscal year was 34.87, which is higher than the identified target. However, in response to the elevated number of residential break and enters in 2018, Richmond Detachment actively targeted this crime type with patrols in hot spot areas and targeted enforcement, which led to key arrests. In February and March, the number of residential break and enters indicated a downward trend.

Community Priority 2: Organized Crime – Drug Offences

Objectives

- i. A two per cent increase in charges laid for all Controlled Drug and Substances Act (CDSA) offences, using 2017-2018 as the baseline year. The target number of drug charges for the current fiscal year is 105.

Actions

Richmond Detachment continues to actively support and promote the Drug Abuse Resistance Education program (DARE) in Richmond schools. During this quarter, a total of 452 students in 18 classes across 12 schools participated in the program.

During this quarter, proactive gang unit patrols resulted in 150 business checks. The locations checked included: restaurants, bars, licensed body rub studios, a gaming location, karaoke bars and the casino. These patrols led to street checks of gang-affiliated persons, referrals for bylaw contraventions, and an arrest in relation to a warrant. In addition, the Richmond Mobile Enforcement Team also began participating in these patrols, which will allow for the growth of Richmond Detachment’s uniform gang patrol presence.

The Organized Crime Unit also conducted proactive enforcement projects which resulted in charges against a Fentanyl drug trafficker. Additional charges are also expected in other investigations. The Organized Crime Unit also arrested an individual in relation to a money laundering investigation. Police had identified a number of suspicious cash transactions at the River Rock Casino, which prompted the investigation. A search warrant was executed on March 22, 2019 and the investigation is ongoing.

Results

The following table outlines the total drug offences for 2017-2018 and 2018-2019:

Table 2: Drug Offences and Drug Charges

Quarter	Date Range	Total Drug Offences 2017-2018	Total Drug Offences 2018-2019	Drug Charges 2018-2019 ²
1	Apr. 1 - Jun. 30	218	201	21
2	Jul. 1 - Sept. 30	168	196	20
3	Oct. 1 - Dec. 31	148	86	14
4	Jan. 1 - Mar. 31	134	135	18
Total		668	618	73

Source: PRIME Statistics April 4, 2019

This fiscal year there was a seven per cent decrease in the number of reported drug offences compared to the 2017-2018 fiscal year. Drug investigations during this quarter led to 18 charges, bringing the total number of charges this fiscal year to 73. Richmond Detachment did not reach the target of 105 drug charges as a result of the reduced number of charges, which is likely due to the legalization of cannabis on October 17, 2018 and the decline in cannabis-related offences.

² The number of drug charges per quarter may vary from previous reports due to the time required to investigate and lay charges.

Community Priority 3: Vulnerable Persons Unit (Mental Health, High Risk Missing Persons, Domestic Violence)

Objective

- i. A 10 per cent reduction in mental health-related calls for service generated by high volume clients. The target is to remain below 246 calls for service.³

Actions

Richmond Detachment’s Vulnerable Persons Unit (VPU) remains actively involved in the Assertive Community Treatment Team (ACTT).⁴ Since expanding to include Richmond in its service area, ACTT has been able to offer a true “wraparound” service delivery model to assist clients with complex social needs that require specialized ongoing support in the community. The VPU actively promoted ACTT during this fiscal year. This quarter there were 22 ACTT clients. In addition, this quarter ACTT training was provided at morning training sessions for RCMP Members.

The VPU also conducts weekly homeless outreach with staff from the Ministry of Social Development and Poverty Reduction. A plainclothes police officer engages with vulnerable persons and offers referrals to different programs and support services in the community. Information regarding Modular Housing has also been provided during this outreach.

Members in the VPU continue to participate in monthly Richmond Inter-Agency Case Assessment Team (RICAT) meetings. RICAT is a partnership among local agencies, including police, child welfare, health, social service and victim support involving high risk domestic violence cases. The primary goal of this initiative is to increase safety for victims, including strengthening safety planning, while conducting early collaborative case management while supporting and monitoring the perpetrator.⁵

Results

The following table outlines the total mental health-related calls for service for 2017-2018 and 2018-2019:

Table 3: Mental Health-Related Calls for Service

Quarter	Date Range	Mental Health-Related Calls 2017-2018	Mental Health-Related Calls 2018-2019	Calls from High Volume Clients ⁶ 2018-2019
1	Apr. 1 – Jun. 30	370	403	72
2	Jul. 1 – Sept. 30	356	416	138
3	Oct. 1 – Dec. 31	360	414	186
4	Jan. 1 – Mar. 31	329	546	541
Total		1,415	1,779	

³ High volume clients have been determined to be the top one per cent of individuals generating mental health-related calls for service. Last fiscal year 14 high volume clients generated 273 mental health-related calls for service.

⁴ Operated through Vancouver Coastal Health.

⁵ <http://endingviolence.org/prevention-programs/ccws-program/interagency-case-assessment-teams-icats/>

⁶ Year to date totals have been presented in order to more accurately capture the proportion of high volume clients.

Source: PRIME Statistics April 4, 2019

There were 546 mental health-related calls for service this quarter, which represents a 66 per cent increase over the same quarter last fiscal year. High volume clients accounted for 541 of the 1,779 mental health files (30 per cent) in the 2018-2019 fiscal year, which is significantly higher than the identified target.

This marked increase is largely attributed to non-criminal reasons. In particular, one high volume client generated 363 calls for service this fiscal year, accounting for 20 per cent of the total file count and 67 per cent of the calls generated by high volume clients. These calls are linked to the individual's health condition.

Financial Impact

None.

Conclusion

Richmond Detachment implemented various initiatives to support the community priorities and objectives established in the 2018-2019 Annual Performance Plan. Many of these priorities will be carried forward and expanded in next year's APP. Although targets were not met, sound operational programs resulted in reducing potentially higher crime rates. Richmond Detachment continues to support the City of Richmond's public safety strategy using evidence-led approaches to target criminality, offender management and crime prevention.

Edward Warzel
Manager, RCMP Administration
(604-207-4767)

EW: mf