



City of Richmond

Report to Committee

To: Community Safety Committee

Date: October 18, 2019

From: Tim Wilkinson
Fire Chief

File: 09-5000-01/2019-Vol 01

Re: **Richmond Fire-Rescue Monthly Activity Report – September 2019**

Staff Recommendation

That the staff report titled “Richmond Fire-Rescue Monthly Activity Report – September 2019”, dated October 18, 2019, from the Fire Chief, Richmond Fire-Rescue, be received for information.

Tim Wilkinson
Fire Chief
(604-303-2701)

Att. 1

REPORT CONCURRENCE	
CONCURRENCE OF GENERAL MANAGER 	
REVIEWED BY STAFF REPORT / AGENDA REVIEW SUBCOMMITTEE	INITIALS:
APPROVED BY CAO 	

Staff Report

Origin

This report supports Council's Strategic Plan 2018-2022 Strategy #1 A Safe and Resilient City:

Enhance and protect the safety and well-being of Richmond.

Analysis

Community Involvement

RFR advances public safety awareness, education and community connections by providing valuable training activities, participation in community events and social media updates. During September staff engaged with children and adults, while continuing to develop effective interagency relationships and partnerships within the community.

September 2019 events included facilitating a team building exercise for the Richmond Sockeyes Hockey Team. The event provided important team building skills for the group as well as insight into the services Richmond Fire-Rescue provides to the community.

Emergency Response

RFR's goal is to respond to events in a manner where loss of life, reduction of property damage and protection of the environment is mitigated. In September 2019 there were a total 835 incidents, representing an eight per cent increase in calls from September 2018 (Attachment 1).

The average time on scene for RFR crews was 25 minutes; this is a decrease over the 28 minutes in 2018. This is due to the nature and severity of each call.

In September 2019 there were 28 reportable fires to the Office of the Fire Commissioner; representing a 30 per cent decrease from September 2018. The average figure for fires reported in September over the last five years, is 39. RFR continues to monitor fire activities to identify and create programs to respond to emerging trends.

RFR's emergency fire response goal is to maintain the fire to the room of origin. The room of origin standard is especially important in terms of fire loss, which increases some ten-fold once the fire leaves the room of origin. Fire damage and property losses during September 2019 are estimated at \$42,378. This total includes \$42,338 for building/asset loss and \$40 for content loss. The total building/asset and content value at risk was estimated to be \$1,851,996 and the total value preserved from damage was \$1,809,588. These numbers translate to 98 per cent of value protected (Table 1); this is lower than the 99 per cent protected value observed in 2018.

Incident Type Breakdown	Call Volume	Estimated Building/Asset Value (\$)	Estimated Building/Asset Loss (\$)	Estimated Content Value (\$)	Estimated Content Loss (\$)	Estimated Total Value Preserved (\$)
Residential: Single family	0	0	0	0	0	0
Multi family	5	1,545,200	15,000	50,000	40	1,580,160
Commercial/Industrial	5	216,828	7,400	20,000	-	229,428
Outdoor	16	-	-	-	-	-
Vehicle/Vessel	2	19,938	19,938	-	-	-
Totals*	28	1,781,966	42,338	70,000	40	1,809,588

*The dollar losses shown in this table are preliminary estimates. They are derived from RFR’s record management system and are subject to change due to delays in reporting and confirmation of actual losses from private insurance agencies (as available).

Significant Events

Fire crews minimized harm and limited fires to the place of origin in these notable September 2019 incidents:

- **September 3 – Hedge fire on Grandy Road.** Crews responded to fire involving a cedar hedge, fence and overhead wires. Crew used 375 gallons of water and two gallons of chemical extinguisher to smother the fire. Once the fire was extinguished, RFR crews contacted dispatch and requested BC Hydro attend to repair the arching overhead wires. Once Hydro arrived, RFR crews cleared the scene.
- **September 13 – Commercial property fire on Twigg Place.** Crews responded to reports of a building fire. On arrival crews gained access to the property site and extinguished the fire using water and chemical extinguisher. Due to the illicit nature of the fire, which involved burning copper wiring, the RCMP and a Fire Investigator attended the scene.
- **September 13 – Machine fire on Twigg Place.** Crews responded to reports of a box making machine on fire. On arrival crews checked for fire spread using a Thermal Imaging Camera. Crews confirmed all burning materials were extinguished. On site staff had been evacuated from the site and there were no injuries reported.
- **September 22 – Motor vehicle incident and fuel spill – Highway 91.** RFR crews attended a motor vehicle incident involving a large semi transport truck. Crews arrived on scene and extricated a trapped person in their vehicle, using hydraulic spreaders. After the driver was extracted BC Emergency Health Services took over patient care. As a result of the impact and subsequent fuel spill the RCMP closed a section of Highway 91 and RFR crews remained on scene for traffic control. Highway maintenance attended to arrange for repairs of the highway divider, cleanup the fuel spill, and operate a crane to assist with the removal of the damaged semi-truck. The extent of the fuel spill was limited to approximately 100 litres of diesel that had spilled from the truck’s own fuel tanks. The fuel was controlled on the surface and off the roadway. There were no major injuries reported.

October 18, 2019

-4-

Financial Impact

None.

Conclusion

RFR continues to monitor activities to identify and create programs to respond to emerging trends and needs.

A handwritten signature in black ink, appearing to read 'Tim Wilkinson', with a long horizontal line extending to the right.

Tim Wilkinson
Fire Chief
(604-303-2701)

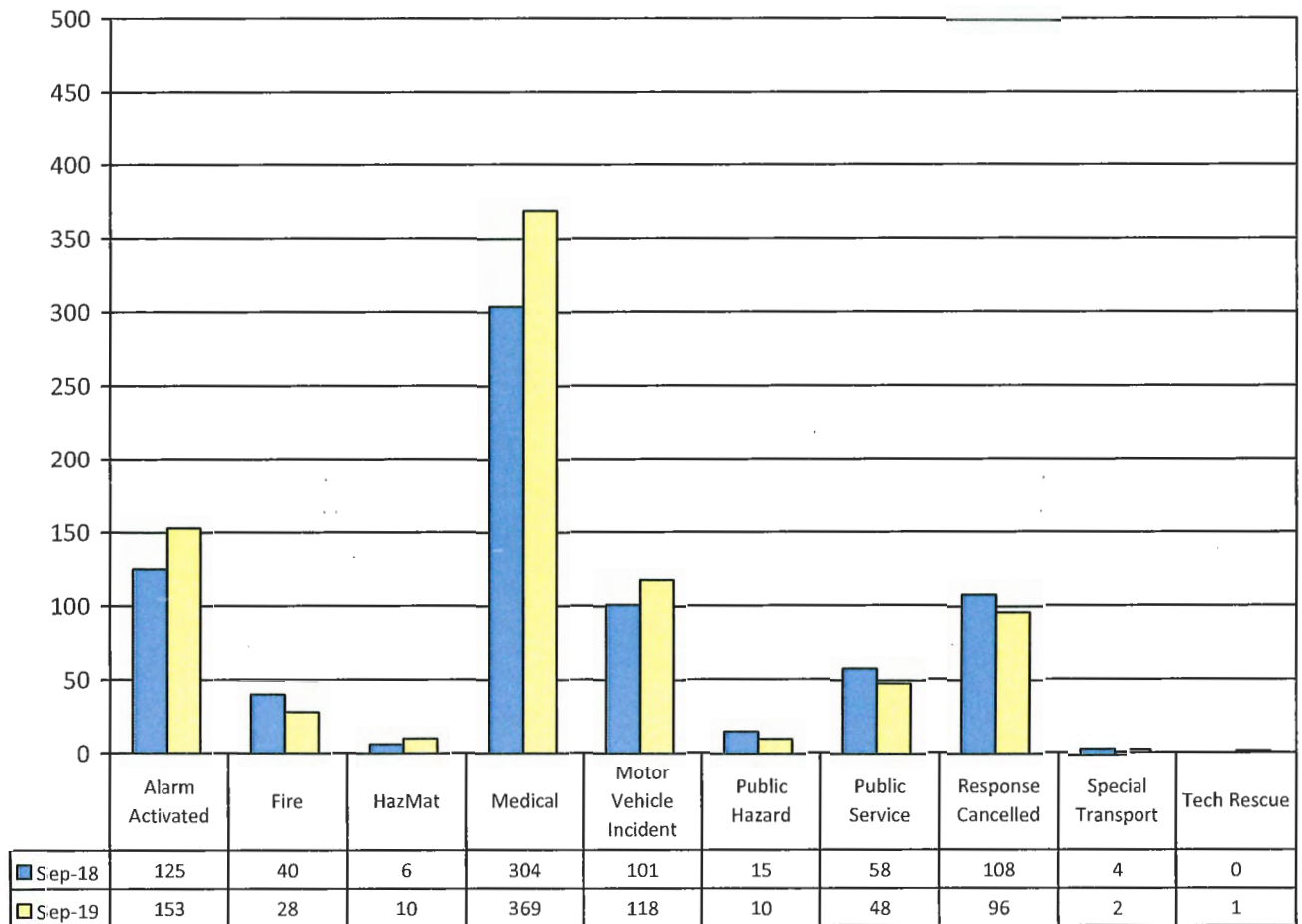
TW:js

Att. 1: Suppression Activity, including location of September's Fire, Medical and MVIs

Calls for Service Volumes

The following chart provides a month to month comparison regarding incidents occurring in September 2018 and 2019. In September 2019, there were a total of 835 incidents, compared to 761 in September 2018. This represents an increase of 8 per cent.

Table 2: September 2018 & 2019 Calls for Service Volumes



Call Type Legend:

HazMat: includes fuel or vapour; spills, leaks, or containment

Medical includes: cardiac arrest, emergency response, home or industrial accidents

Public Hazard includes: aircraft emergency, bomb removal standby, object removal, or power lines down

Public Service includes: assisting public, ambulance or police, locked in/out, special events, trapped in elevator, water removal

First Responder Totals

Medical first responder incidents comprised 44 per cent of the total emergency responses for RFR during the month of September 2019. A detailed breakdown of the medical incidents for September 2018 and 2019 is set out in the following table by sub-type. There were a total of 369 medical incidents in September 2019 compared to 304 in September 2018, an increase of 21 per cent.

Table 3a: September 2018 & 2019 Medical Calls by Type

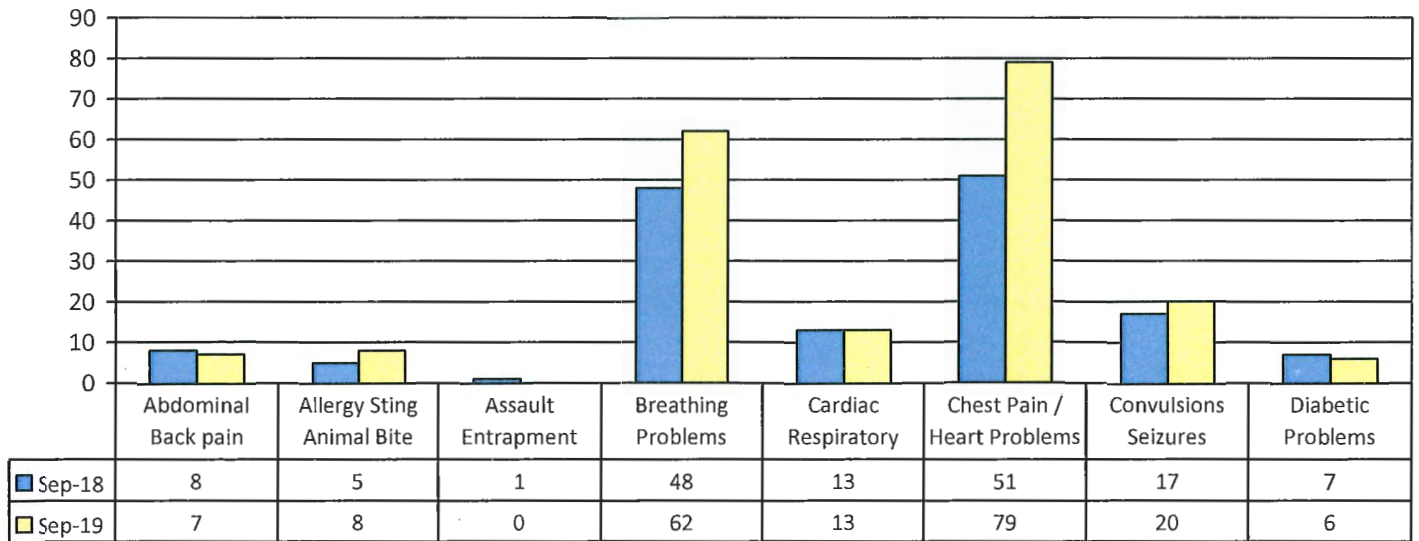
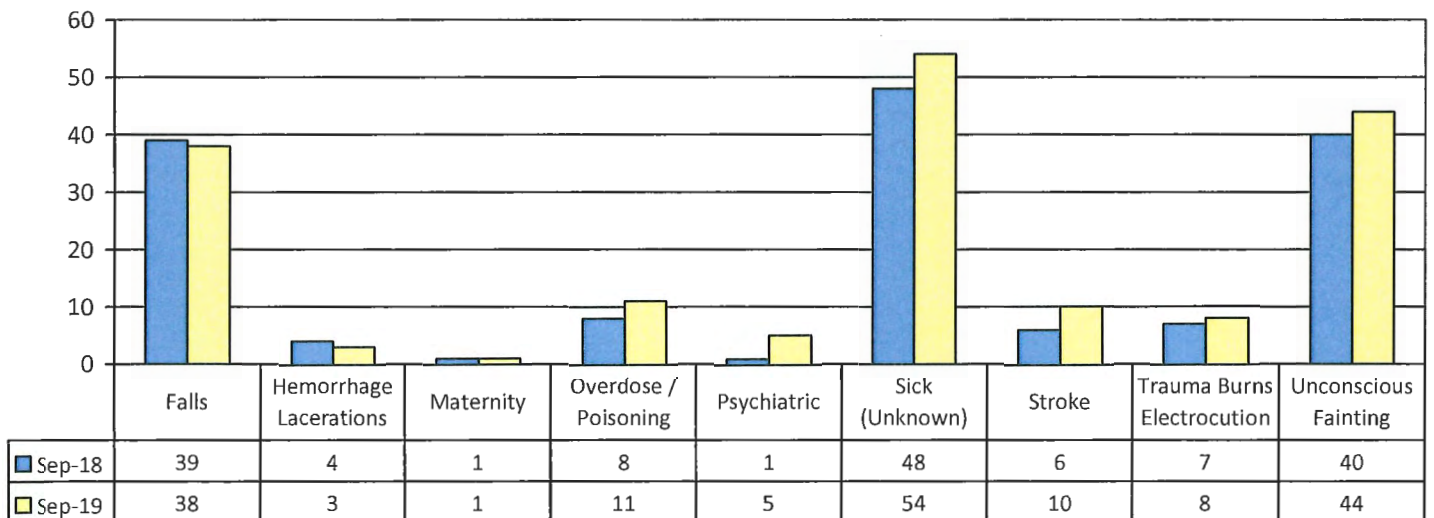


Table 3b: September 2018 & 2019 Medical Calls by Type



Fire Investigations

The fire investigation statistics for September 2019 are listed below:

Table 4: Total Fire Investigation Statistics – September 2019			
	Suspicious	Accidental	Undetermined
Residential - Single-family	-	-	-
Residential - Multi-family	-	5	-
Commercial/Industrial	1	2	2
Outdoor	3	10	3
Vehicle	-	1	1
Totals	4	18	6

RFR investigators report all suspicious fires to the RCMP, while working alongside RCMP staff to address potential risks to the community.

Hazardous Materials

Table 5: HazMat Calls By Type – September 2019	
	Details
Flammable / Combustible Liquids	1
Toxic / Infectious Substances	2
Natural Gas / Propane Leaks (small)	4
Unclassified	3
Totals	10

Figure 1: Location of reportable fires attended in September 2019 (total 28)

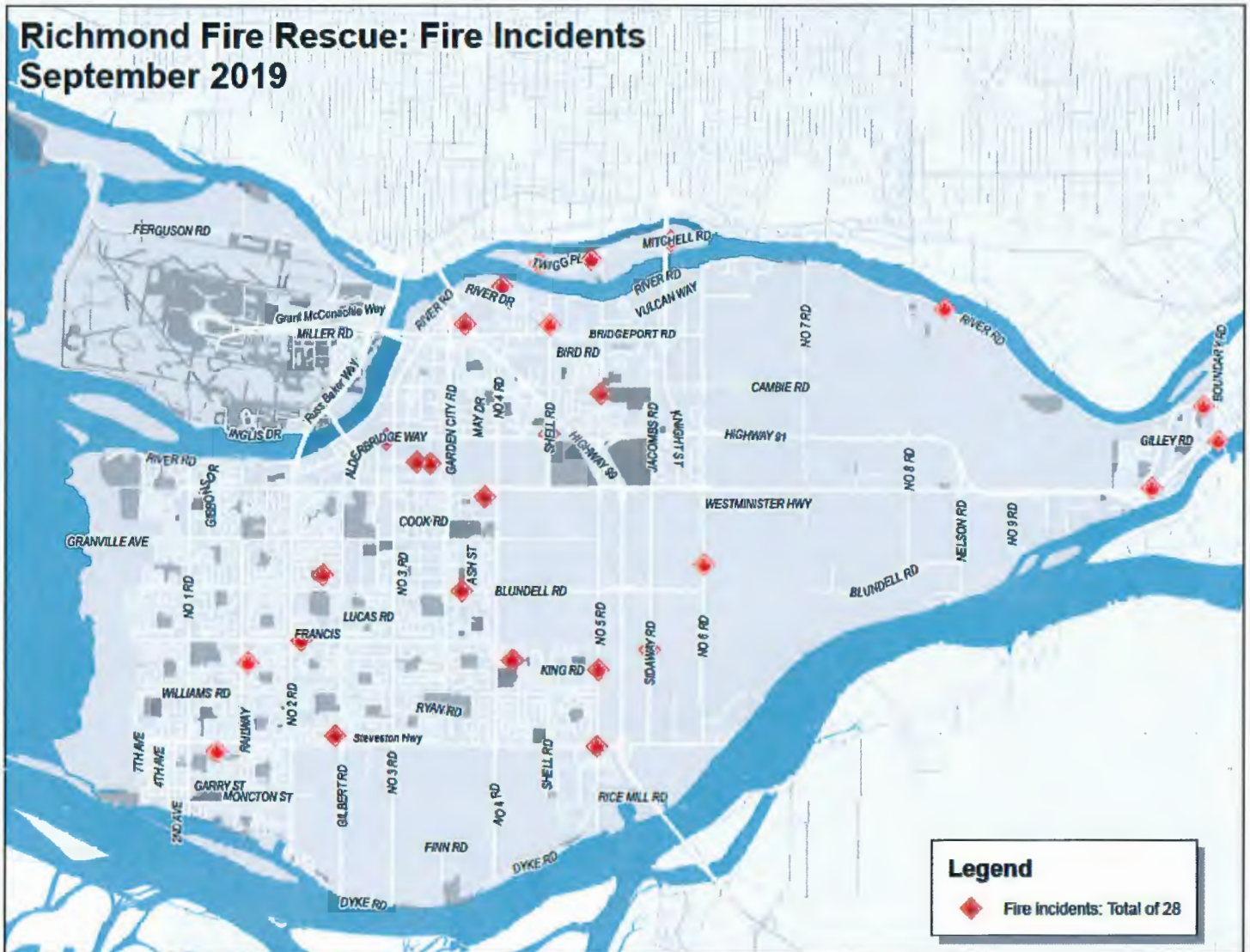


Figure 2: Location of medical calls in September 2019 (total 369)

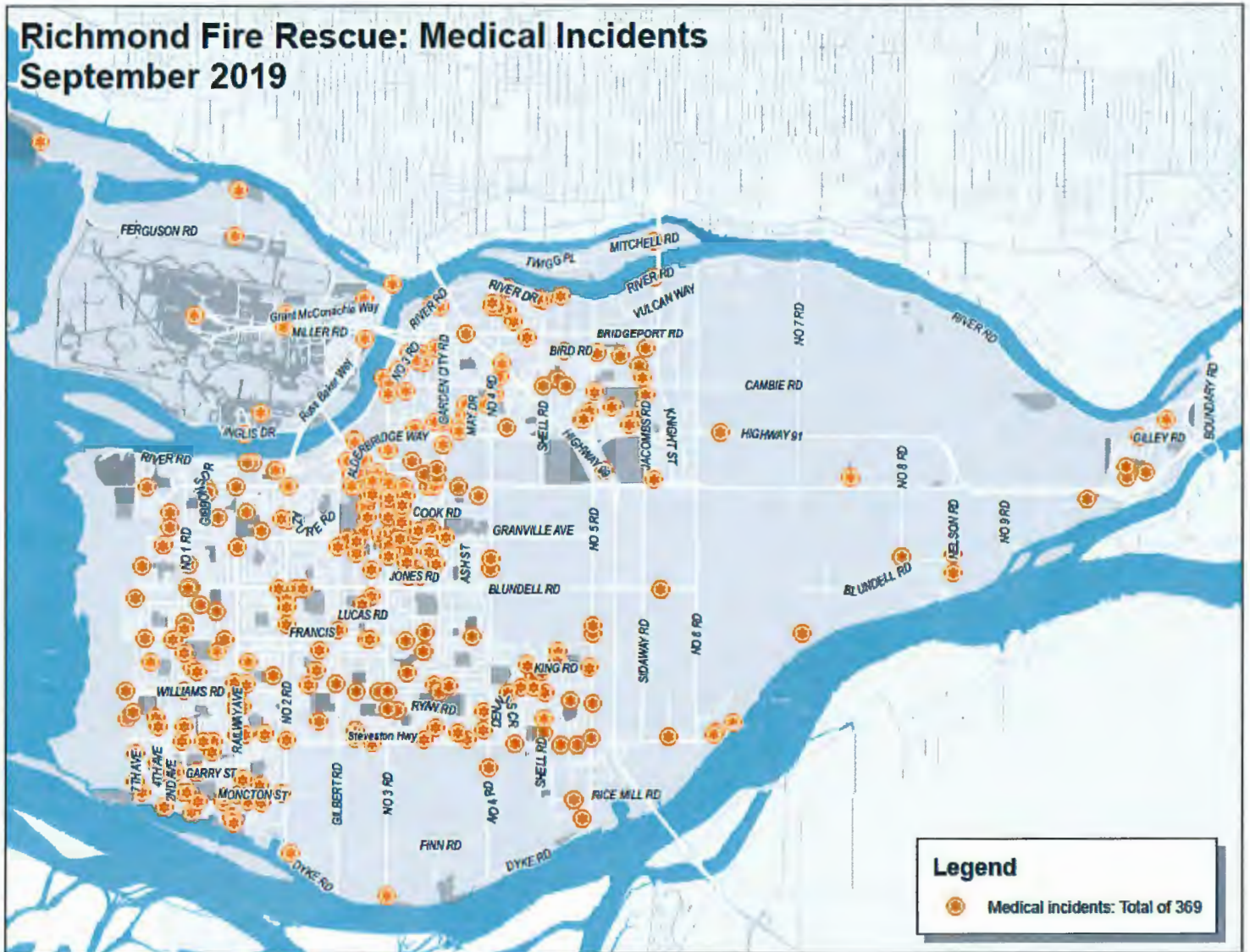


Figure 3: Location of MVI calls in September 2019 (total 118)

