



# City of Richmond

## Report to Committee

**To:** Community Safety Committee

**Date:** February 13, 2023

**From:** Jim Wishlove  
Fire Chief

**File:** 09-5375-01/2023-Vol  
01

**Re:** Richmond Fire-Rescue Monthly Activity Report – January 2023

### Staff Recommendation

That the staff report titled “Richmond Fire-Rescue Monthly Activity Report – January 2023”, dated February 13, 2023, from the Fire Chief, be received for information.

Jim Wishlove  
Fire Chief  
(604-303-2715)

Att. 1

REPORT CONCURRENCE	
CONCURRENCE OF GENERAL MANAGER	
SENIOR STAFF REPORT REVIEW	INITIALS: 
APPROVED BY CAO	

## **Staff Report**

### **Origin**

This report supports Council's Strategic Plan 2018-2022 Strategy #1 A Safe and Resilient City:

*Enhance and protect the safety and well-being of Richmond.*

### **Analysis**

#### **Emergency Programs**

In January 2023 staff completed a review, update and transfer of the majority of the Emergency Program preparedness and planning web page information to the Richmond Fire-Rescue website. Improvements include accessibility, follow-up links and easier for the public to access.

During Saturday, January 21 to Monday, January 23, 2023, staff supported the response to the Vancouver Harbour oil sheen, including coordination calls with the Canadian Coast Guard (CCG) and other response partners. Regular updates were provided to participating City staff to monitor the trajectory of the pollution.

#### **Internal Staff Training and Public Outreach & Education**

In January 2023, staff delivered in-house fire-training, educational activities and programs including: Cancer Awareness Education, Incident Command Systems, Frontline Leadership, Apparatus Maintenance Portal, Technical High Angle Rope Rescue, Rapid Intervention, Violence Prevention & Awareness and Critical Incident Stress Management (CISM) Training.

In January 2023, staff also facilitated outreach events to provide educational opportunities to the community, including an education booth at Minoru Centre for Active Living and a Fire Hall tour for the students of William Cook Elementary.

An online school education program aimed at elementary school pupils was developed and implemented in January 2023. Co-facilitated by in-school teachers at School District 38 and educators, the online program consists of educational videos, online quizzes and customized hard-copy learning materials. After a class has completed the full curriculum of the program, emergency response staff will attend the school to present Certificates of Completion to the students, completing the experience and outreach cycle for that particular program.

Staff presented certificates of completion, took a group photo, completed a turnout gear demonstration, and gave a truck tour to the following kindergarten classes in January:

- On January 25, staff visited one class at McKinney Elementary School, which is the first class to complete the new Online Education Program for Kindergarten.
- On January 27, staff visited two classes at Dixon Elementary School who also completed the program.

### Emergency Response

One of the City's emergency response goals is to arrive on-scene in time and with enough resources to contain a fire to the room of origin. The room of origin standard is especially important in terms of fire loss and damage, which can increase significantly once a fire extends beyond the room of origin. Meeting this standard also assists in mitigating loss of life, reduction of property damage and protection of the environment. In January 2023, there were 969 reported incidents of all types, representing an overall increase of two per cent in incidents from January 2022 to January 2023 (Table 1).

<b>Table 1: Total Incidents - January 2023</b>				
	<b>Incident Totals (2023)</b>	<b>Percentage Change from January 2022 to 2023</b>	<b>Number Change from January 2022 to 2023</b>	<b>5 Year Average for January</b>
Alarm Active No Fire	171	-13	-26	169
Explosion	0	-100	-1	1
Fire	20	-23	-6	25
Haz-Mat	5	-50	-5	11
Medical	540	+14	+66	398
MVI	66	-13	-10	84
Public Hazard	10	-9	-1	10
Public Service	72	-27	-27	69
Response Cancelled/Unfounded	83	+48	+27	59
Specialized Transport	2	-33	-1	4
Tech Rescue	0	-	-	0
<b>Total</b>	<b>969</b>	<b>+2</b>	<b>+16</b>	<b>830</b>

The average time on scene in January 2023 for emergency response crews was 29 minutes, which is six minutes less on average than the number recorded in 2022 of 35 minutes. The time spent on scene can vary due to the nature and severity of each incident.

In January 2023, there were 20 fire incidents reported to the Office of the Fire Commissioner, representing a 23 per cent decrease from January 2022. The average number of fires reported each January over the last five years is 25.

Fire damage and property losses during January 2023 are estimated at \$30,000. This total includes \$28,000 for building/asset loss and \$2,000 for content loss. The total building/asset and content value at risk is estimated to be \$23,974,866 and the total value preserved from damage was \$23,944,866. These numbers translate to 99 per cent of value protected (Table 2), which is the same value observed in 2022.

<b>Table 2: Fire Incidents By Type and Loss Estimates - January 2023</b>						
<b>Incident Type Breakdown</b>	<b>Incident Volume</b>	<b>Estimated Building/ Asset Value (\$)</b>	<b>Estimated Building/ Asset Loss (\$)</b>	<b>Estimated Content Value (\$)</b>	<b>Estimated Content Loss (\$)</b>	<b>Estimated Total Value Preserved (\$)</b>
Residential: Single family	1	2,429,000	-	1,500	-	2,430,500
Multi family	4	4,771,766	-	-	-	4,771,766
Commercial/Industrial	5	16,757,600	15,000	-	-	16,742,600
Outdoor	7	-	-	-	-	-
Vehicle/Vessel	3	13,000	13,000	2,000	2,000	-
<b>Totals*</b>	<b>20</b>	<b>23,971,366</b>	<b>28,000</b>	<b>3,500</b>	<b>2,000</b>	<b>23,944,866</b>

\* The dollar losses shown in this table are preliminary estimates. They are derived from RFR's record management system and are subject to change due to delays in reporting and confirmation of actual losses from private insurance agencies (as available).

#### Significant Events

Emergency response crews minimized harm, limited damage and stopped fire spread from the place of origin and performed medical interventions in these notable January 2023 incidents:

- **January 6, 2023 – Motor Vehicle Incident on No. 2 Road.** Emergency crews responded to a vehicle that had been driven into a building. The vehicle was lodged in a recycling depot in the mall located at No. 2 Road and Blundell Road. One customer suffered minor injuries and was attended to by BC Emergency Health Services (BCEHS) staff. The driver reported no injuries. A Fire Investigator was contacted to assess the damage for further action by staff.
- **January 21, 2023 – Drowning near Airport Road.** Emergency crews responded to a drowning on Airport Road. A body was found by a passing logging boat who had towed the body to the dock. Emergency response staff assisted RCMP and BCEHS with the removal of the body from the water. There were no other injuries to the public or RFR personnel.
- **January 28, 2023 - Building Fire on Moffatt Road.** Multiple emergency crews responded to reports of a fire on Moffatt Road. First on scene crews established command and found smoke showing from the south side of a three story apartment building. The fire had been extinguished by the resident. Emergency crews entered to assure extinguishment, checked for extension and performed ventilation. BCEHS crews attended to the two occupants of the affected suite who had smoke inhalation and transported them to Richmond General Hospital. Upon clearing residual smoke, air monitoring was performed. The alarm panel was left in trouble mode and a Fire Watch form was sent to the Strata Manager. The affected suite was locked and care of the building was passed to the Strata Manager. There were no reports of injuries to the public or staff. A Fire Investigator and the RCMP attended the scene.


- **January 31, 2023 – Motor Vehicle Incident on Garden City Road.** Emergency crews responded to a motor vehicle incident involving two vehicles on Garden City Road. On arrival, crews took the scene under control. One driver required extrication by emergency crews, who used spreaders and cutters to remove the driver from the vehicle. Both drivers were provided treatment by BCEHS crews and taken to hospital. Traffic was disrupted northbound on Garden City Road as one of the vehicles struck a hydrant and a transformer pole. One vehicle's electric battery had partially separated from its battery pack, resulting in a small fire which crews kept under control. City Public Works staff attended and managed the damaged hydrant and delivered sand to completely cover the battery and smother the fire. The intersection remained closed for several hours due to the overhead electrical hazard and the threat from the electric vehicle battery. Crews were advised not move the battery core until the fire was completely suppressed. The RCMP were also on scene and a Fire Investigator attended.

#### **Financial Impact**

None.

#### **Conclusion**

Richmond Fire-Rescue continues to monitor activities to identify and create programs to respond to emerging trends.



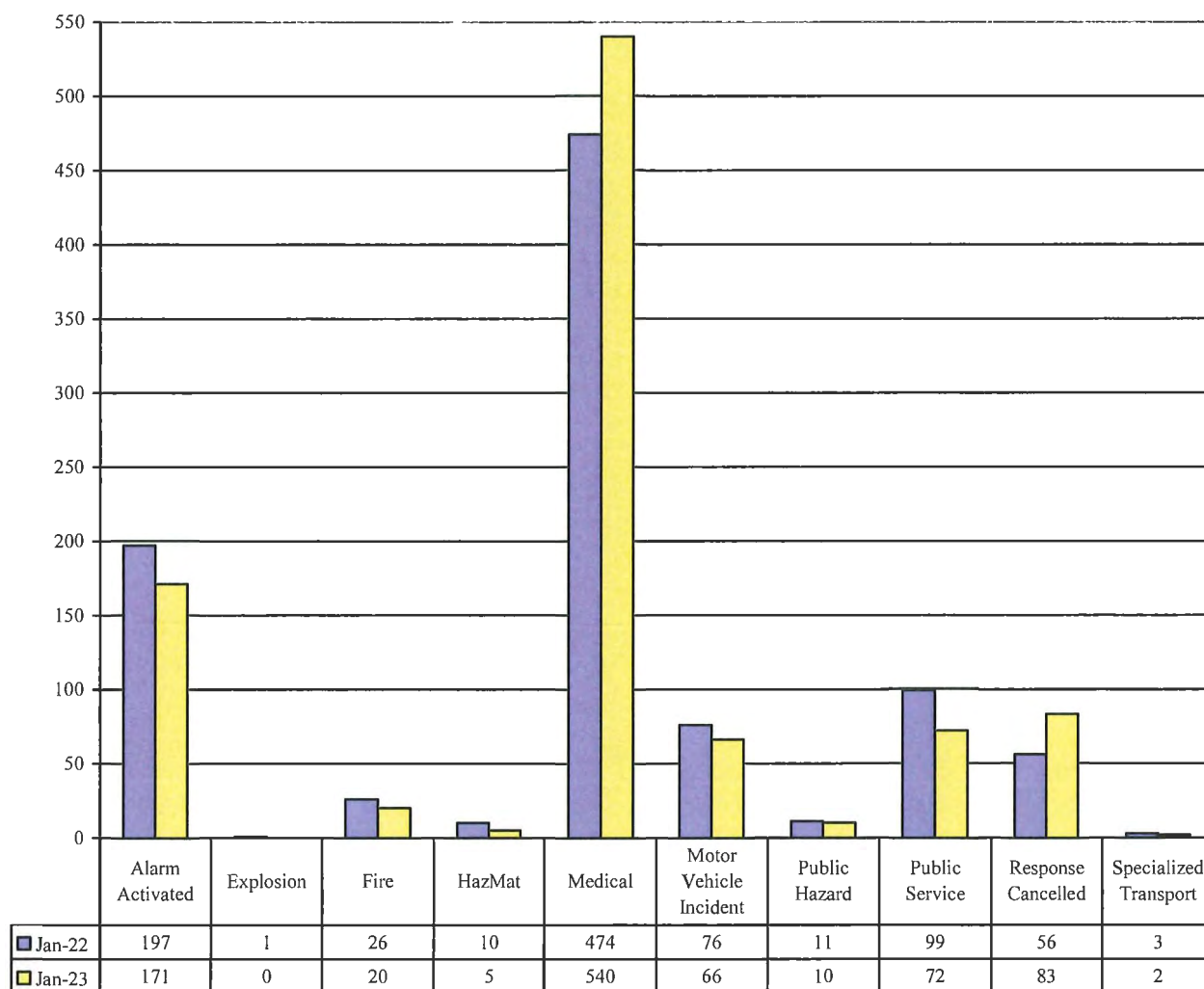
Jim Wishlove  
Fire Chief  
(604-303-2715)

Att. 1: Suppression Activity, including location of January's Fire, Medical and MVIs

## Incident Volumes

The following chart provides a month-to-month comparison regarding incidents occurring in January 2022 and 2023. In January 2023, there were 969 incidents, compared to 953 in January 2022. This represents an overall increase of two per cent.

Table 3: January 2022 & January 2023 Incident Volumes



**Incident Type Legend:**

**HazMat:** includes fuel or vapour, spills, leaks, or containment

**Medical** includes: cardiac arrest, emergency response, home or industrial accidents

**Public Hazard** includes: aircraft emergency, bomb removal standby, object removal, or power lines down

**Public Service** includes: assisting public, ambulance or police, locked in/out, special events, trapped in elevator, water removal

## First Responder Totals

Medical first responder incidents comprised 56 per cent of the total emergency responses for RFR during the month of January 2023. A detailed breakdown of the medical incidents for January 2022 and 2023 is set out in the following table by sub-type. There were 540 medical incidents in January 2023 compared to 474 in January 2022, an increase of 66 per cent.

Table 4a: January 2022 & January 2023 Medical Calls by Type

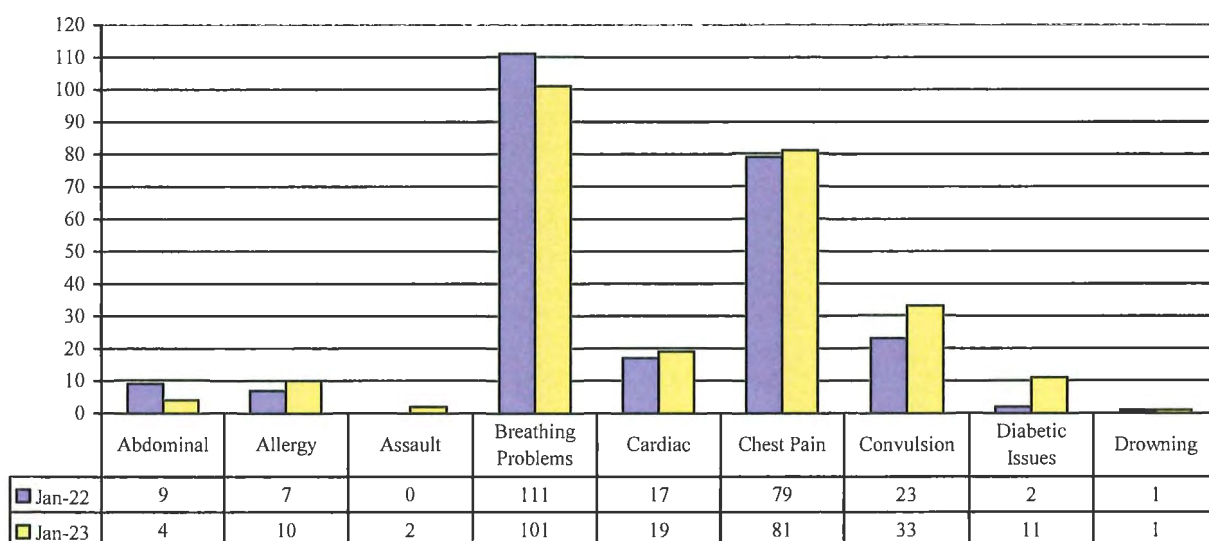
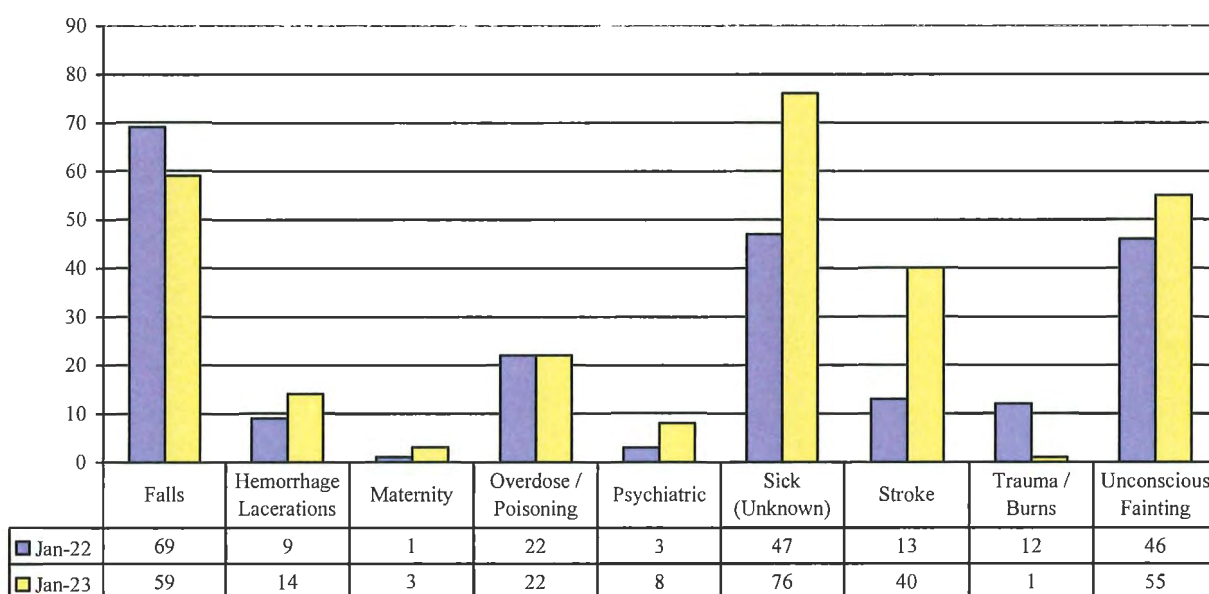


Table 4b: January 2022 & January 2023 Medical Calls by Type



The following charts provide total incident volumes on a year-to-year comparison in January from 2014 to 2023.

Table 4c: Total Fire Calls for Service in January from 2014 to 2023

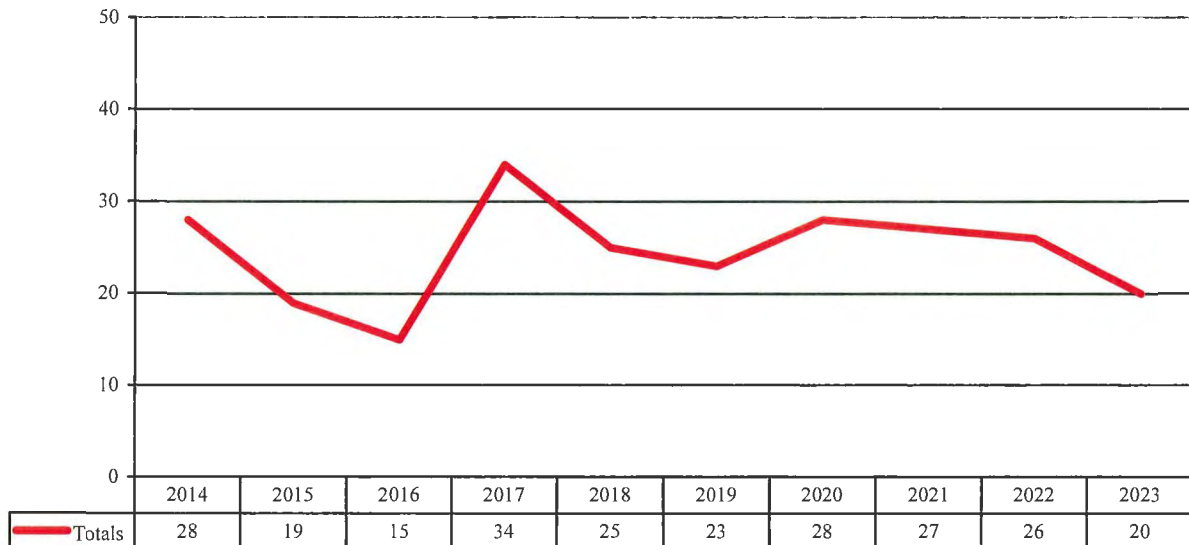


Table 4d: Total Medical Calls for Service in January from 2014 to 2023



Changes to BC Emergency Health Services Clinical Response Model dispatch system (2017-2018)

Start of pandemic



## Fire Investigations

The fire investigation statistics for January 2023 are listed below:

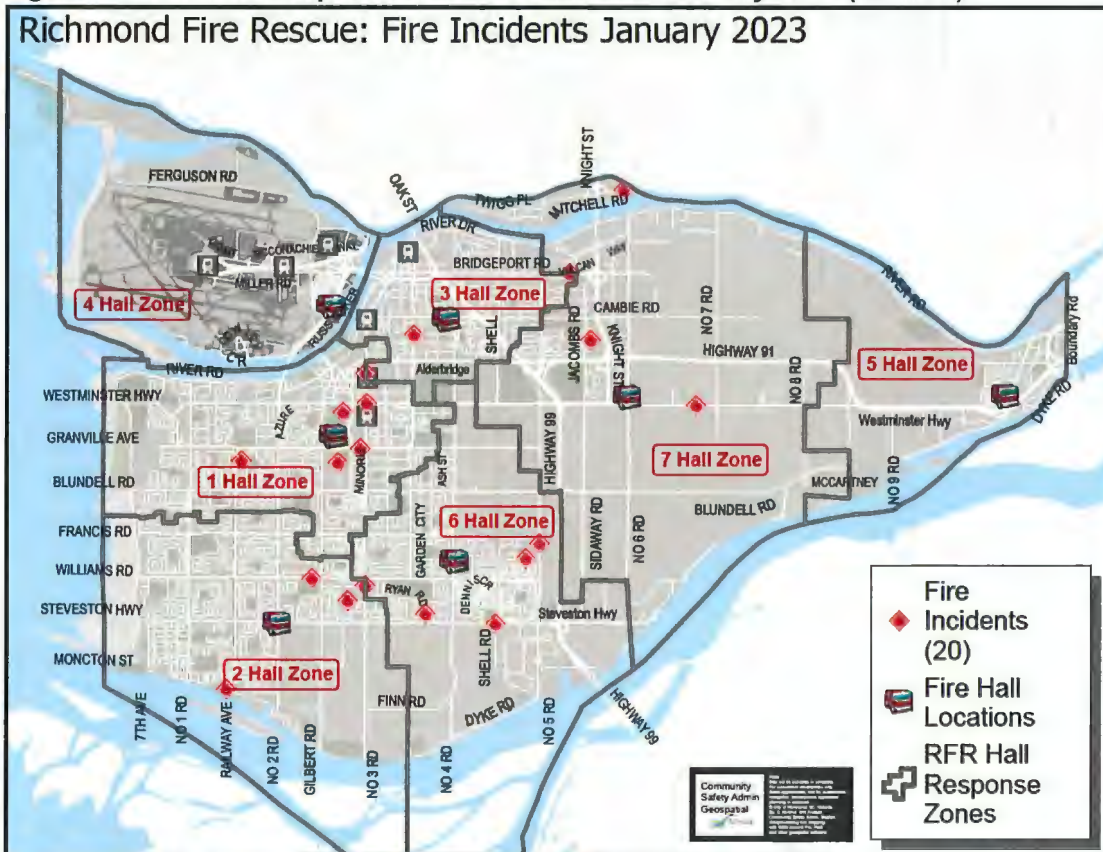
<b>Table 5: Total Fire Investigation Statistics – January 2023</b>			
	<b>Suspicious</b>	<b>Accidental</b>	<b>Undetermined</b>
Residential - Single-family	-	1	-
Residential - Multi-family	-	4	-
Commercial/Industrial	-	5	-
Outdoor	1	5	1
Vehicle	1	2	-
<b>Totals</b>	<b>2</b>	<b>17</b>	<b>1</b>

Richmond Fire-Rescue investigators report all suspicious fires to the RCMP, while working alongside RCMP staff to address potential risks to the community.

## Hazardous Materials

<b>Table 6: Hazardous Materials Incidents By Type – January 2023</b>	
	<b>Details</b>
Gasses (Natural / Propane)	5
<b>Totals</b>	<b>5</b>

Figure 1: Location of reportable fires attended in January 2023 (total 20)



**Richmond Fire Rescue:  
Relative Density of Locations for 20 Fire Incidents  
January 2023**

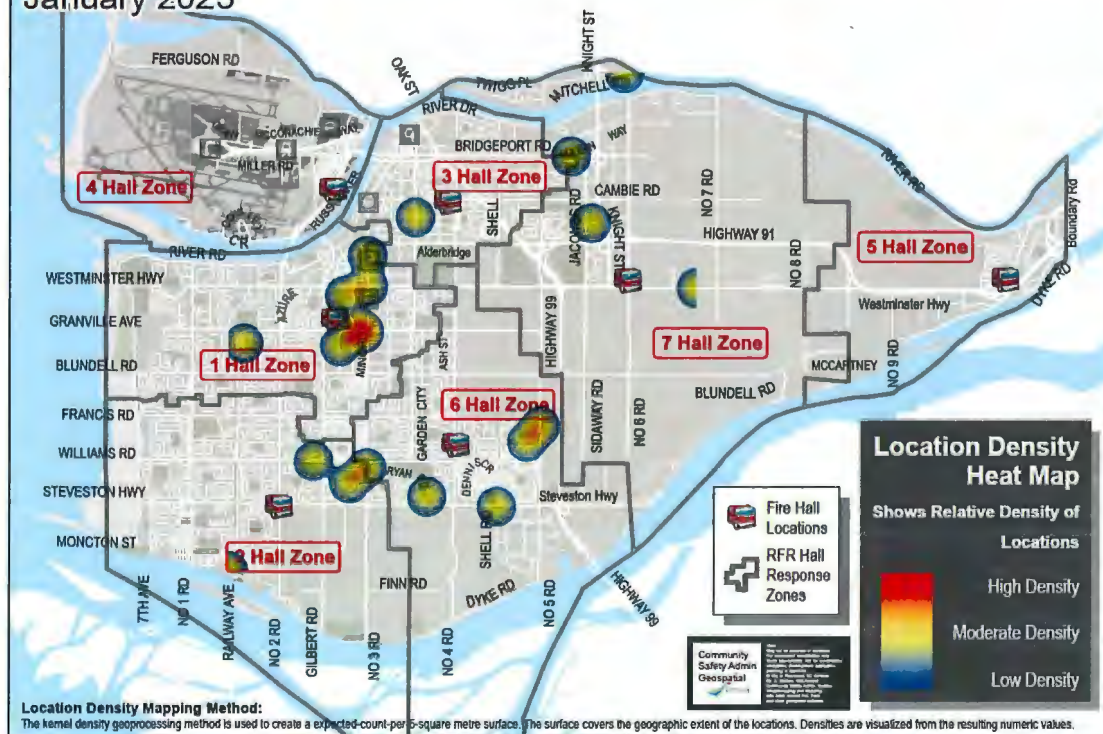




Figure 2: Location of Medical Incidents in January 2023 (total 540)

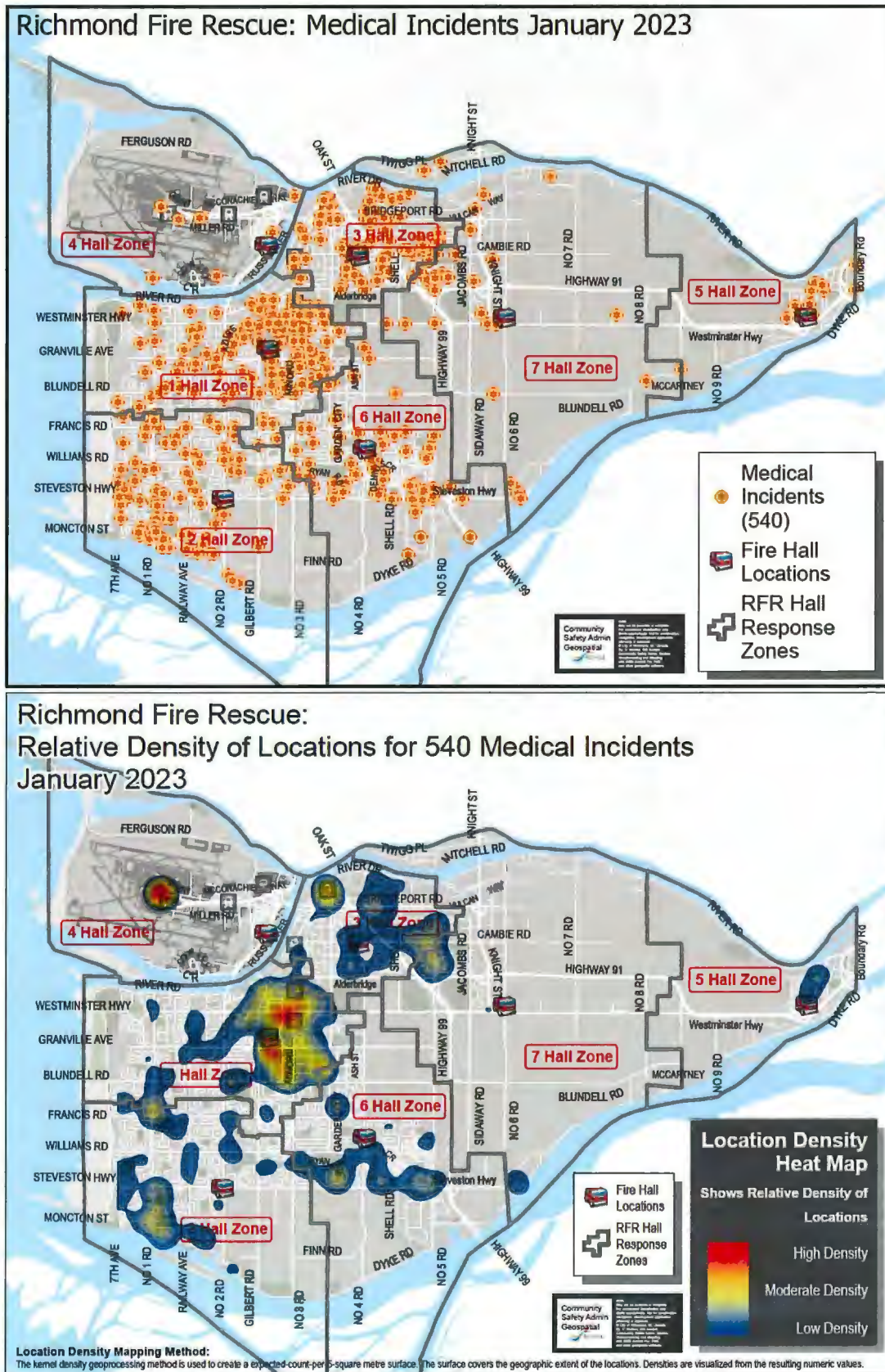




Figure 3: Location of MVI Incidents in January 2023 (total 66)

