



# City of Richmond

## Report to Committee

---

**To:** Community Safety Committee **Date:** February 11, 2026  
**From:** Dave Chauhan **File:** 09-5030-01/2025-Vol  
Chief Superintendent, Officer in Charge 01  
**Re:** **RCMP Monthly Activity Report – January 2026**




---

### Staff Recommendation

That the report titled “RCMP Monthly Activity Report – January 2026”, dated February 11, 2026, from the Officer in Charge, be received for information.

Dave Chauhan  
Chief Superintendent, Officer in Charge  
(604-278-1212)

Att. 4

REPORT CONCURRENCE	
CONCURRENCE OF GENERAL MANAGER 	
SENIOR STAFF REPORT REVIEW	INITIALS: 
APPROVED BY CAO 	

## Staff Report

### Origin

At the request of the Community Safety Committee, the Officer in Charge will keep Council informed on matters pertaining to policing in the Richmond community. This monthly activity report for the RCMP provides information on each of the following areas:

1. Activities and Noteworthy Files
2. Analysis of Police Statistics
3. Crime Trends Across Jurisdictions
4. Block Watch
5. Communications Unit
6. Community Police Station Programs
7. Crime Prevention Unit
8. Road Safety Unit
9. Victim Services
10. Youth Section

This report supports Council's Strategic Plan 2022-2026 Focus Area #3: A Safe and Prepared Community:

*Community safety and preparedness through effective planning, strategic partnerships and proactive programs.*

### Analysis

#### Activities and Noteworthy Files

##### *Illegal Ride-hailing*

On January 2, 2026, the Richmond RCMP's Road Safety Unit partnered with Commercial Vehicle Safety Enforcement officers in a joint-force operation targeting illegal ride-hailing. Police issued a total of \$10,615 in fines and penalty points. Repeat offenders also had their vehicles towed.



Figure 1: Enforcement Operation

##### *Injured Pedestrian*

On January 10, 2026, Richmond RCMP officers responded to reports of a disturbance in the 4200 block of No. 3 Road. Upon arrival, police located a 17-year-old male who was unconscious and bleeding. Police determined the victim had been involved in an altercation near the roadway and was struck by a vehicle. The driver did not remain at the scene. The incident is under investigation.

*Fatal Collision involving Cyclist*

On January 12, 2026, Richmond RCMP received a report of a missing person. During the investigation, police learned that the man cycled to work and focused their search on his usual route. The man was found deceased at the 22000 block of Westminster Highway. Police believe he may have been a victim of a hit-and-run. The incident remains under investigation.

*Travel Agency Complaints*

On January 12, 2026, the Richmond RCMP issued a media release advising the public of multiple complaints received about a local travel agency. Several members of the public reported not receiving the travel services for which they had paid. Police are investigating to determine whether any criminal offences may have occurred.

*Cold Case Investigation*

On January 29, 2026, the Richmond RCMP issued a media release seeking information relating to the 1985 homicide of a 21-year-old female victim. To support the renewed appeal, the Richmond RCMP released a short video on its social media channels outlining the key elements of the case and highlighting the ongoing investigative work.

Analysis of Police Statistics<sup>1</sup>*Arson*

There were seven reported arsons in January 2026, representing an increase of two incidents from the previous month. Year to date, arsons are up by four incidents compared to the same period in 2025. The number of arsons this month is within the average range.

*Assault Serious (Assault with a Weapon)*

There were 18 serious assaults in January 2026, representing a six per cent increase from the previous month. Year to date, serious assaults are up 29 per cent compared to the same period in 2025. The number of serious assaults this month is within the average range.

Twenty-two per cent of serious assaults reported in January 2026 were domestic incidents.

*Auto Theft*

There were 14 auto thefts in January 2026, representing a 36 per cent decrease from the previous month. Year to date, auto thefts are down 13 per cent compared to the same period in 2025. The number of auto thefts this month is below the average range.

---

<sup>1</sup> Unless otherwise noted, no patterns or trends have been identified in this month's statistics. In January 2026, statistics were re-collected for all crime categories, dating back to 2019. This was done to account for any changes to scoring or delayed reports and to ensure data is up-to-date and accurate. For this reason, there will be variations from previously reported statistics.

### *Mental Health*

There were 166 mental health-related incidents in January 2026, representing a 11 per cent decrease from the previous month. Year to date, the number of mental health-related incidents is down 21 per cent compared to the same period in 2025. The number of mental health-related incidents this month is below the average range.

There were 53 police apprehensions, and the average hospital wait time was 122 minutes; both statistics are within the average ranges. Ten individuals were responsible for two or more calls in January, with one caller generating three incidents.

### *Residential Break and Enter*

There were 17 break and enters to residences in January 2026, which is a 45 per cent decrease from the previous month. Year to date, residential break and enters are down 37 per cent compared to the same period in 2025. The number of residential break and enters this month is below the average range.

### *Commercial Break and Enter*

In January 2026, there were 26 break and enters to businesses, representing a 41 per cent decrease from the previous month. Year to date, commercial break and enters are down four per cent compared to the same period in 2025. The number of commercial break and enters this month is within the average range.

### *Robbery*

There were four robberies reported in January 2026, representing a decrease of two incidents from the previous month. Year to date, robberies are down by three incidents compared to the same period in 2025. The number of robberies this month is within the average range.

Two of the robberies reported this month involved a weapon.

### *Sexual Offences*

There were 19 sexual offence files in January 2026, representing a 36 per cent increase from the previous month. Year to date, sexual offences are down five per cent compared to the same period in 2025. The number of sexual offences this month is within the average range.

Forty-two per cent of the offences reported in January 2026 were sexual assaults, 21 per cent were indecent acts/exposing, and 21 per cent were possession of child sex abuse materials.

### *Shoplifting*

There were 179 reported shoplifting thefts in January 2026, representing a four per cent increase from the previous month. Year to date, shoplifting thefts are up 52 per cent compared to the same period in 2025. The number of shoplifting thefts this month is above the average range.

*Theft from Automobile*

There were 49 thefts from automobiles in January 2026, representing a 29 per cent decrease from the previous month. Year to date, the thefts from automobiles are down 36 per cent compared to the same period in 2025. The number of thefts from automobiles this month is within the average range.

*Drugs*

In January 2026, there were 26 drug offences, representing a 19 per cent decrease from the previous month. Year to date, the drug offences are down seven per cent compared to the same period in 2025. The number of drug incidents this month is within the average range.

*Drug-Related "Social Disorder" Calls*

Public complaints related to drug use fall under various call categories, including nuisance, cause disturbance, mischief, unwanted person, suspicious person, and check well-being. Table 1 presents the number of police calls for service related to a public complaint of suspected drug use.

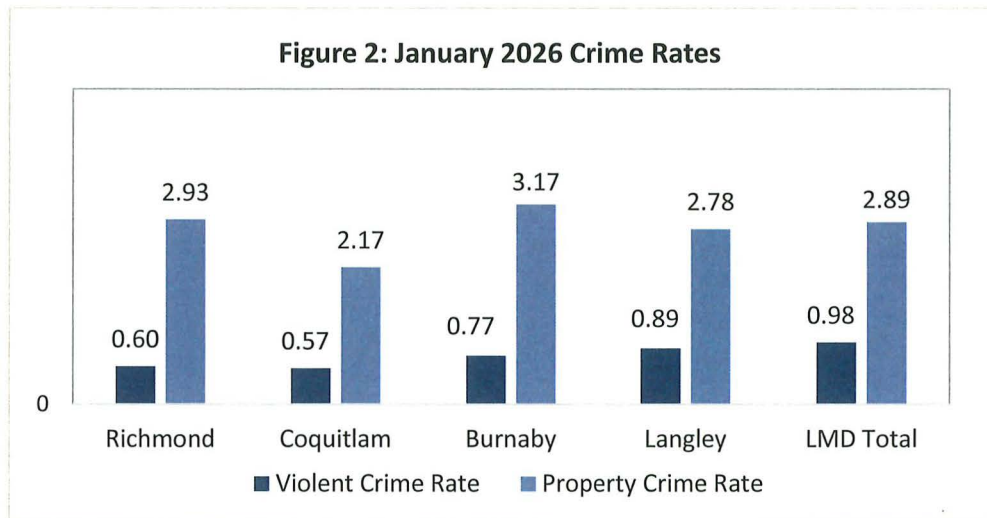
Table 1: Drug-Related Calls for Service

Month	Total Number of Drug-Related Calls	Suspected	Confirmed
January	39	22	17

Confirmed incidents refer to files where direct observation of drug use or apparent signs of intoxication is noted. Most calls involved incidents where drug use was suspected, including reports of unwanted persons who were possibly under the influence of drugs or alcohol.

Crime Trends Across Jurisdictions

Figure 2 presents the January 2026 crime rates for the four largest municipalities in the Lower Mainland District (LMD), which are policed by the RCMP.<sup>2</sup> The violent crime rate in Richmond was below the LMD average, while the property crime rate was above the average.



Block Watch

At the end of January 2026, the Block Watch program had 300 groups, totalling 6,701 participants. Currently, the program includes 420 captains and co-captains. The First Quarter Crime Prevention Newsletter was released this month, featuring break and enter prevention tips and fraud awareness information.

Communications Unit

The Communications Unit provides public safety and crime-prevention messaging to enhance community awareness of policing-related issues. During January, the Communications Unit conducted the following:

- 12 media releases were issued, including a renewed appeal for information in an unsolved homicide case.
- 26 social media posts were made on X, including information on road and pedestrian safety.



Figure 3: Road Safety Awareness

<sup>2</sup> Based on PRIME query by Richmond Crime Analysis Unit on February 2, 2026

### Community Police Office Programs

Community police offices continue to enhance the Richmond Detachment's policing services by providing a range of crime-prevention resources and community safety initiatives. City staff and volunteers implement safety initiatives to raise awareness of crime-prevention programs, promote community engagement, and enhance police accessibility. These initiatives help reduce anxiety and fear related to crime. The program activities vary from month to month, reflecting weather conditions, seasonal initiatives and the availability of volunteers.

During January, volunteer highlights included:

- A total of 34 Fail to Stop deployments took place, resulting in 1,284 information letters issued. One location, No. 2 Road and London Road, remained a point of interest and volunteers were deployed there three times. They checked 485 vehicles and issued 62 letters.
- There were three Speed Watch deployments, during which 34 information letters were issued.
- January 24 – Volunteers participated in a Crime Watch shift, conducting patrols for suspicious activities, stolen vehicles and impaired drivers, leading to referrals to police and City Bylaws.
- January 26 – Volunteers distributed posters to various community centres, libraries and other City facilities to promote the February car seat safety clinic. They also provided a brief car seat safety presentation to an expectant mothers' group.

### Crime Prevention Unit

The Crime Prevention Unit reduces crime and enhances community engagement through public awareness and education initiatives. During January, the Crime Prevention Unit participated in various activities, including diversity and inclusion initiatives, road safety deployments and the following events:

- A total of 285 Place of Worship patrols were conducted.
- RCMP officers participated in multiple events in support of Aspire Richmond, including two unique music engagement events.<sup>3</sup>
- RCMP officers participated in proactive patrols and outreach at various locations including Lansdowne Centre, Hamilton Community Centre and the Vancouver International Airport.

---

<sup>3</sup> Aspire Richmond is a non-profit social service provider, providing support to people with developmental disabilities.

Road Safety Unit

The Road Safety Unit makes Richmond’s roads safer through evidence-based traffic enforcement, investigations into serious vehicle collisions, and public education programs. A total of 979 violation tickets were issued in January. Figure 4 provides statistics for the top five infractions for which violation tickets were issued in January:

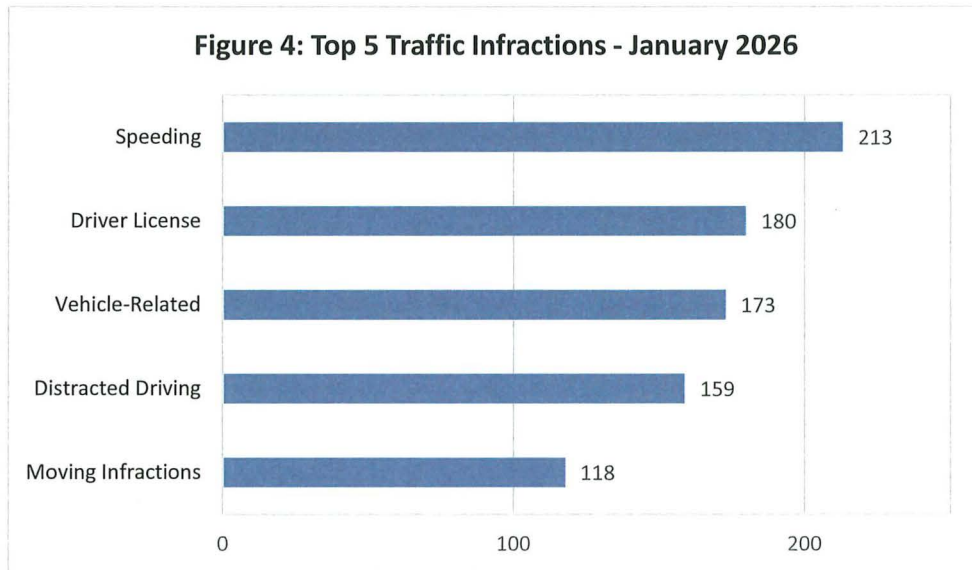


Table 2 presents the number of motor vehicle collisions involving injuries and fatalities reported between January 1, 2022, and January 31, 2026.

Table 2 – Motor Vehicle Collisions		
Year	Collisions with Non-Fatal Injuries	Fatalities
2022	406	1
2023	436	3
2024	455	2
2025	395	2
2026 (YTD) <sup>4</sup>	55	1

Victim Services

In January 2026, Richmond RCMP Victim Services met with 59 new clients and attended five crime/trauma scenes after hours. The unit currently maintains an active caseload of 74 files. In January, Victim Services responded to several cases involving medical-related sudden deaths, mental health-related issues, and fraud.

<sup>4</sup> A fatal collision was recorded on January 12, 2026.

### Youth Section

The Richmond RCMP Detachment's Youth Section focuses on strategies that promote safe and healthy behaviours essential to developing productive, civic-minded adults. During January, Youth Section highlights included:

- RCMP officers in the Youth Section conducted 117 proactive school visits at secondary schools and 219 visits at elementary schools. Police officers engaged with students during recess, lunch and morning and afternoon supervision.
- DARE classes launched for the second term of the 2025-2026 school year. A total of 491 students in 16 classes are participating in the program.


### **Financial Impact**

None.

### **Conclusion**

In January 2026, the Richmond RCMP conducted several notable investigations, including complaints against a travel agency and a fatal collision involving a cyclist. Police statistics for this month indicate that most crime types were within the average ranges, except for residential break and enters, auto thefts and mental health-related incidents, which were below average. Shoplifting thefts were elevated this month.

In January, the Richmond RCMP and volunteers continued to promote crime prevention and road safety initiatives. The Officer in Charge of the Richmond RCMP Detachment will continue to ensure that Richmond remains a safe and desirable community.



Acting for  
Edward Warzel  
Director, Police Services  
(604-207-4767)

EW: mf

- Att. 1: Community Policing Programs  
2: Crime Statistics  
3: Crime Maps  
4: First Quarter Crime Prevention Newsletter

## Community Policing Programs Information

### Block Watch

- Community-based crime prevention program aimed at helping neighbors organize themselves to prevent crime.
- Residents can receive email alerts of neighbourhood residential break and enters by registering their email addresses at: [blockwatch@richmond.ca](mailto:blockwatch@richmond.ca)
- For more information, visit [www.richmond.ca/safety/police/prevention/blockwatch.htm](http://www.richmond.ca/safety/police/prevention/blockwatch.htm)

### Distracted Driving Program

- Trained volunteers monitor intersections and observe distracted drivers.
- A letter is sent to the registered owner of the offending vehicle with information on the safety risks associated to the observed behaviour and applicable fine amounts.
- For more information, visit [www.richmond.ca/safety/police/prevention/programs.htm](http://www.richmond.ca/safety/police/prevention/programs.htm)

### Fail to Stop

- Trained volunteers monitor areas that have been referred to the program by local businesses or residents where drivers are not making a full stop at the stop sign, or running a red light.
- An information letter is sent to the registered owner of the vehicle advising them the date, time and location and applicable fine amounts if the driver received a violation ticket.

### Lock Out Auto Crime

- Co-sponsored by the Insurance Corporation of BC (ICBC), volunteers patrol city streets and parking lots looking for automobile security vulnerabilities.
- Notices supplied by ICBC are issued to every vehicle inspected indicating to the owner what issues need to be addressed in order to keep the vehicle and contents secure.
- For more information, visit [www.richmond.ca/safety/police/personal/vehicle.htm](http://www.richmond.ca/safety/police/personal/vehicle.htm)

### Project 529

- This program allows riders to easily and securely register their bikes. This up-to-date database of bikes alerts its registrants if a fellow 529 bike is stolen.
- Project 529 is a unique, multi-national registry that holds a database of all registered and stolen bikes.

### Speed Watch

- Co-sponsored by ICBC, promotes safe driving habits by alerting drivers of their speed.
- Trained volunteers are equipped with radar and a speed watch reader board that gives drivers instant feedback regarding their speed.
- Volunteers record the license plate number and the speed, and a letter is sent to the registered owner of the offending vehicle. The letter includes the date, time and location and applicable fine amounts if the driver received a violation ticket.

### Spot the Target

- This initiative consists of frequently stolen items being placed in the volunteer van for participants to identify in order to enhance awareness of thefts from automobiles.

### Stolen Auto Recovery

- Co-sponsored by ICBC, trained volunteers equipped with portable computers identify stolen vehicles.
- These volunteers recover hundreds of stolen vehicles each year throughout the Lower Mainland.

### Volunteer Bike and Foot Patrol Program

- Trained volunteers patrol Richmond neighbourhoods reporting suspicious activities and providing a visible deterrent to crime and public order issues.

# JANUARY 2026 STATISTICS

## RICHMOND RCMP

The following information is a limited list of select crime-type samples, which does not comprise the entirety or assortment of all crimes captured by the RCMP. The statistics in this chart should be considered independently of the analysis provided as the data is unrelated to the research provided earlier in this report.

This chart identifies the monthly totals for founded Criminal Code incidents, excluding traffic-related Criminal Code incidents. Based on Uniform Crime Reporting (UCR) scoring, there are three categories: (1) Violent Crime, (2) Property Crime, and (3) Other Criminal Code. Within each category, particular offence types are highlighted in this chart. In addition, monthly totals for Controlled Drugs and Substances Act (CDSA) incidents and MHA-related calls for service are included.

The 5 year average is based on activity within a single month over the past 5 years. If the current monthly total for an offence falls outside the 5 year range due to crime trends, patterns, or spikes, it will be noted in **red** if higher and **blue** if below.

January 2026 Statistics - Richmond RCMP								
Criminal Code Offences	Current Period	5 Year Avg	5 Year Min	5 Year Max	2025 YTD	2026 YTD	25/26 % Chg	25/26 Count Diff
OTHER CC OFFENCES	326	299.0	218	333	331	326	-2%	-5
PERSONS VIOLENT CRIME	127	154.2	144	181	181	127	-30%	-54
PROPERTY CRIME	690	624.3	549	675	675	690	2%	15
Total	1110	1,042.0	882	1148	1148	1110	-3%	-38

Violent Crime Groups	Current Period	5 Year Avg	5 Year Min	5 Year Max	2025 YTD	2026 YTD	25/26 % Chg	25/26 Count Diff
ASSAULT COMMON	41	53.5	39	67	67	41	-39%	-26
SEX OFFENCES	19	18.2	12	22	20	19	-5%	-1
ASSAULT SERIOUS	18	20.2	14	23	14	18	29%	4
ROBBERY	4	4.9	3	8	7	4	-43%	-3

Property Crime Groups	Current Period	5 Year Avg	5 Year Min	5 Year Max	2025 YTD	2026 YTD	25/26 % Chg	25/26 Count Diff
AUTO THEFT	14	21.3	16	30	16	14	-13%	-2
BREAK & ENTER BUSINESS	26	35.6	13	56	27	26	-4%	-1
BREAK & ENTER RESIDENCE	17	22.4	23	36	27	17	-37%	-10
FRAUD	104	85.8	63	117	117	104	-11%	-13
SHOPLIFTING	179	109.1	54	125	118	179	52%	61
THEFT FROM AUTO	49	105.1	72	183	77	49	-36%	-28
THEFT-OTHER	162	105.8	73	151	151	162	7%	11

Other Criminal Code	Current Period	5 Year Avg	5 Year Min	5 Year Max	2025 YTD	2026 YTD	25/26 % Chg	25/26 Count Diff
ARSON	7	6.6	2	7	3	7	133%	4
CAUSE DISTURBANCE	213	205.4	144	245	245	213	-13%	-32
COLLISION	180	162.2	141	193	176	180	2%	4

All Series 4000 Offences	Current Period	5 Year Avg	5 Year Min	5 Year Max	2025 YTD	2026 YTD	25/26 % Chg	25/26 Count Diff
CDSA OFFENCES	26	38.2	22	31	28	26	-7%	-2

MHA	Current Period	5 Year Avg	5 Year Min	5 Year Max	2025 YTD	2026 YTD	25/26 % Chg	25/26 Count Diff
MHA	166	216.6	191	234	210	166	-21%	-44

Prepared by Richmond RCMP Crime Analysts. Data collected from PRIME on 2026-02-02. Published 2026-02-03. **Updated 2026-02-23**. Data is operational and subject to change. This document is not to be copied, reproduced, used in whole or part or disseminated to any other person or agency without the consent of the originator(s).

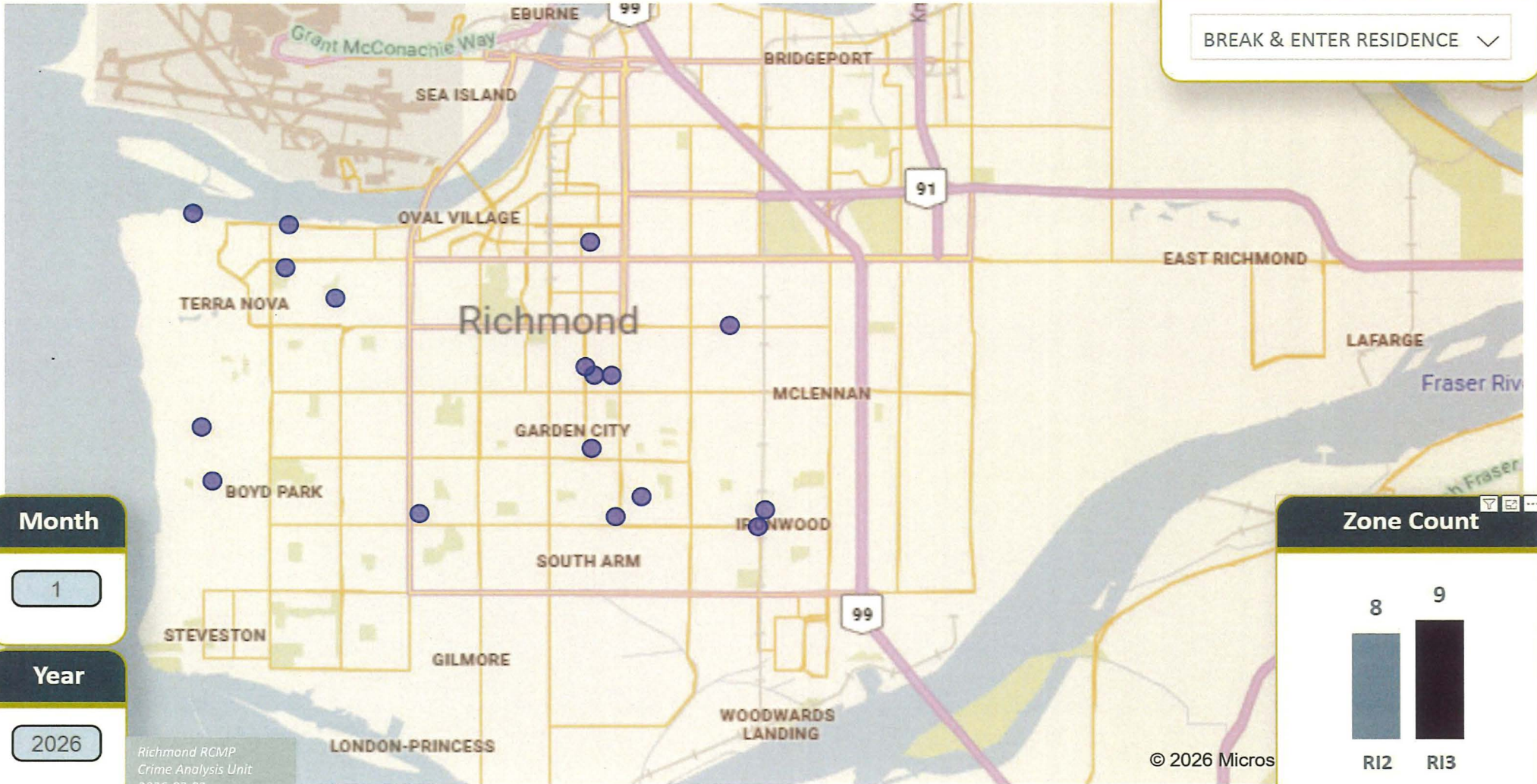
Residential Break & Enter n = 17

### Crime Map

### Crime Type

ATTACHMENT 3

BREAK & ENTER RESIDENCE ▾




### Month

1

### Year

2026

### Zone Count



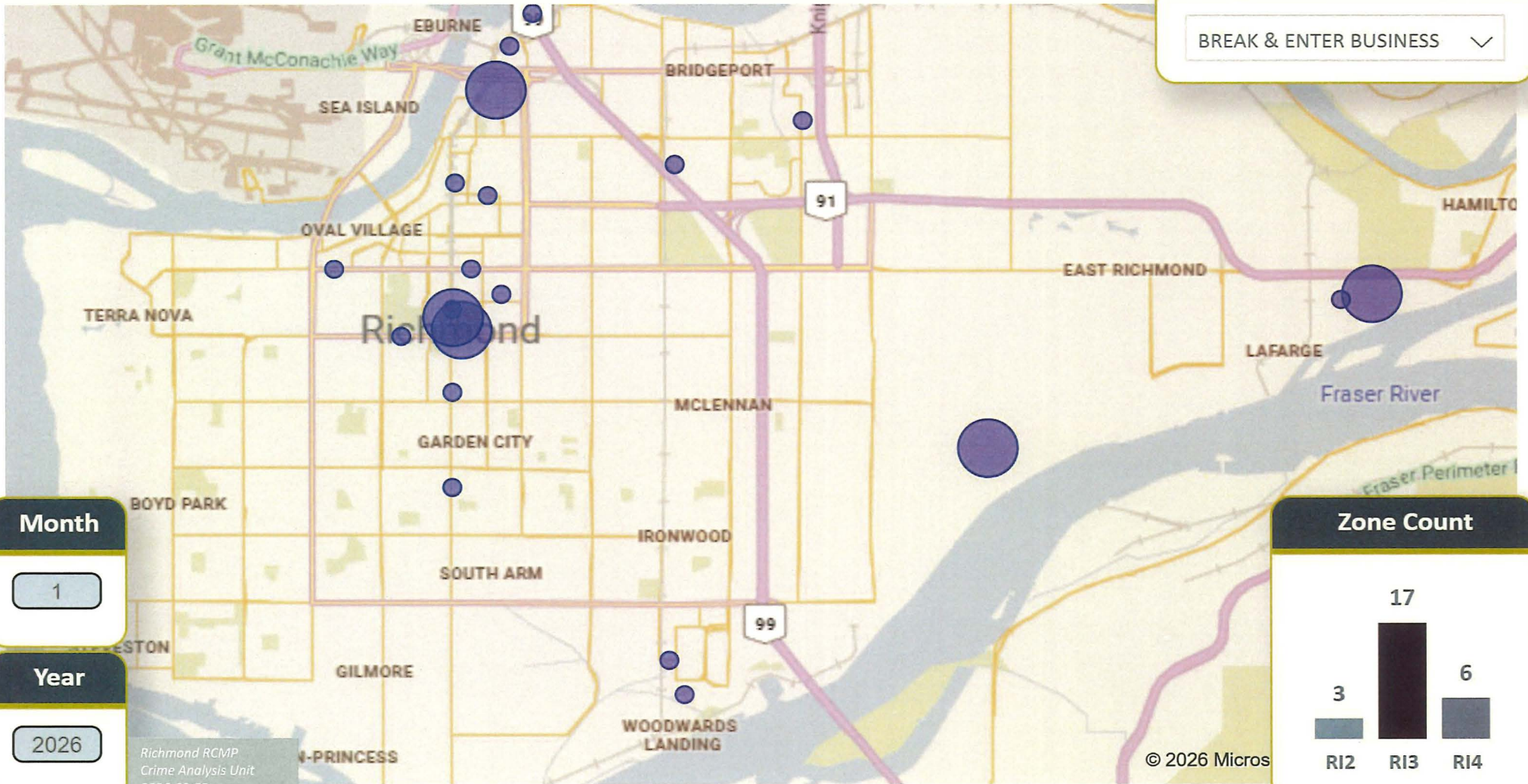
Commercial Break & Enter n = 26

### Crime Map

### Crime Type

ATTACHMENT 3

BREAK & ENTER BUSINESS



### Month

1

### Year

2026

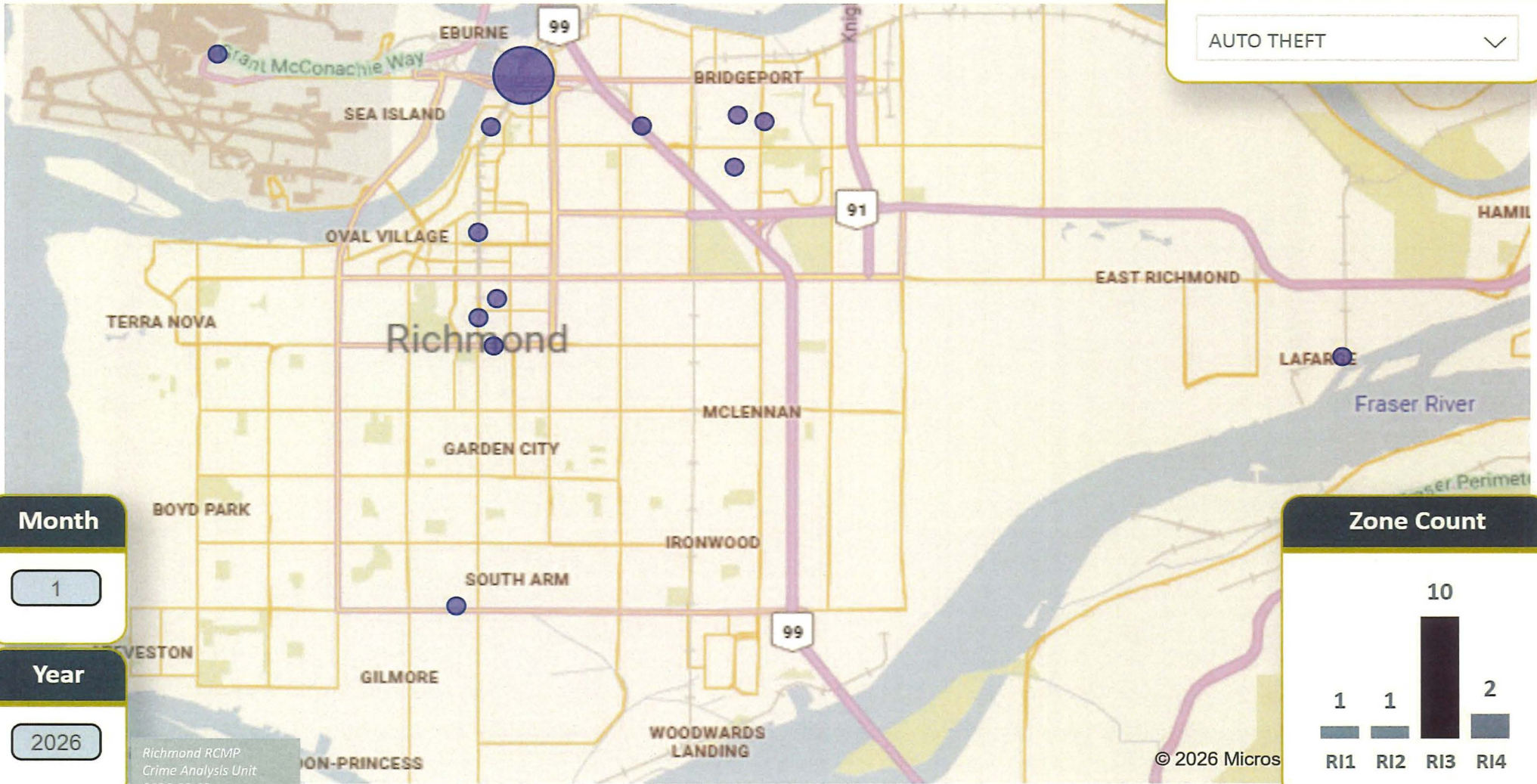
Auto Theft n = 14

### Crime Map

### Crime Type

ATTACHMENT 3

AUTO THEFT



### Month

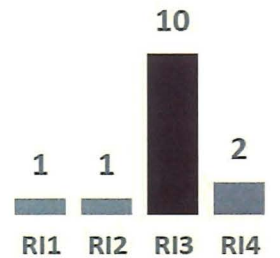
1

### Year

2026

Richmond RCMP  
Crime Analysis Unit  
2026-02-02

### Zone Count



© 2026 Micros

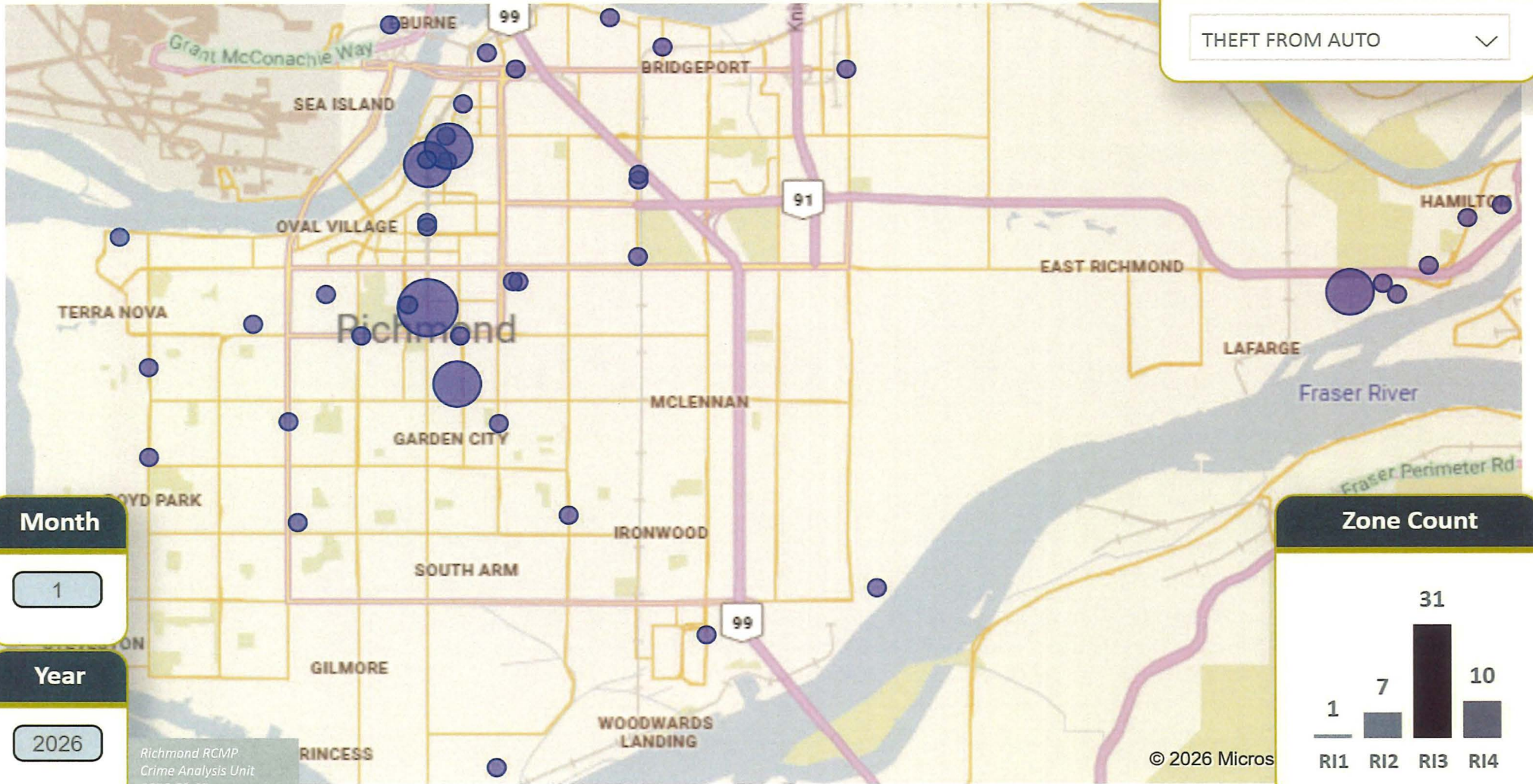
Theft from Auto n = 49

### Crime Map

### Crime Type

ATTACHMENT 3

THEFT FROM AUTO



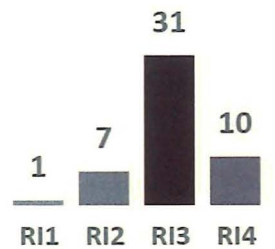
### Month

1

### Year

2026

### Zone Count



# CRIME PREVENTION

## WORKING TOGETHER TO PREVENT CRIME

## NEWSLETTER

### FIFA World Cup Scams

The World Cup is coming to Vancouver this year between June and July. While it is a thrilling time for football fans, it is also an exciting time for fraudsters who are looking to capitalize on passionate fans looking to buy tickets or prepare a stay. The tickets are selling for thousands of dollars and short term rentals are increasing in price. Be careful of these scams as you, or someone you know, prepares for the global event.

#### Ticket Scams

One way fraudsters scam people is by designing fake websites that look like legitimate websites. When their victims log into the fake site and make a payment, the transaction will fail. At this point, they have already gathered your log in credentials and financial information. Other scams involve the use of secondary marketplaces and resale sites. Fraudsters post fake listings that are cheap, in order to gain interest from their victims. Although some resale websites claim to be safe, it can be difficult to verify the authenticity of the tickets. In addition, many of these platforms are unofficial and do not carry FIFA World Cup branding. To protect yourself, always do your research on secondary markets and purchase your tickets through trusted sources like FIFA's verified resale site. Never trust "too good to be true" deals as fraudsters use these to prey on desperate fans. Lastly do not buy physical tickets as FIFA will only be selling mobile tickets.



#### Rental Scams

There will be high demand for hotels and Bed and Breakfasts (B&Bs) during this time. When booking hotels, use a reputable websites and review their terms and conditions. Contact the hotel directly to confirm your reservation. For B&Bs, scammers create fake listings for properties that don't exist, aren't actually available, or belong to someone else. They lure in people using stock or stolen images to make the listing look legitimate. Scammers can also post these rental properties on different rental sites. This tactic allow scammers to cancel lower-priced bookings if another guest books at a higher rate elsewhere. It leaves guests in a difficult position because scammers may cancel last minute. Lastly, beware of deceptive descriptions. This scam occurs when hosts provide misleading information in their listing. The description can be exaggerated with inaccurate details or edited images to make the rental more appealing. In all these situations once the guest arrives at the property, they may find that the address doesn't exist or the residence does not look like the one they rented. To protect yourself, always do your research by reading reviews carefully. Double check the address to check that it is a legitimate residence. Reverse image search the property to check that it is not a stock image or a reposted property.

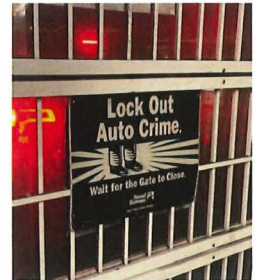


## CITY OF RICHMOND CRIME PREVENTION NEWSLETTER

### Apartment Break & Enter Prevention

As our city continues to grow in size, more and more properties are being converted into apartment buildings. Some of these buildings have commercial units below bringing in more foot traffic from customers, guests, and employees. In addition, most parkades are shared between the residential and commercial parts of the building. Unfortunately, this also brings in suspicious activity and crime. Therefore, it is crucial for us to highlight some smart behaviors to prevent your apartment from being a target for crime.

**Wait for the garage gate to close before driving away** – One primary entry point for thieves is the garage gate. They may tailgate other vehicles, wait nearby to enter on foot, or wait for a resident to drive away before the gate closes. Once thieves gain entry, they look into vehicles and break into them. In some cases, thieves can wander around the parkade and break into storage rooms and bike lockers. The best way to prevent these crimes is to wait for the garage gate to close behind you before you drive away. Opportunistic thieves are less likely to commit a crime if they know someone has spotted them.



**Do not hold the door for strangers** – While holding the door for strangers is a polite action to do, it is not safe in terms of crime prevention. You do not know whether or not that person is a resident or a potential thief. Thus, let them know to buzz in or use their own key to gain entry. Common target area after entry is the mail room because it is the most convenient and the first area they see. In some apartments, packages are left to the side of the entrance, becoming an easy grab for thieves.


**Secure your sliding door and windows** - Some apartment buildings have townhouse and ground level units. The common entry points are sliding door and windows. Reinforce these points of entry by adding track stoppers and sliding door locks. Alarms are also a great addition as they provide an audible deterrent and may alert neighbours of an unwanted entry.

**Treat your keys and door fobs like gold** – If you lose your keys or have your keys stolen, replace your lock immediately and report missing keys and fobs to your property management. Do not leave your key in your vehicle and store them in a safe location.

**Always report suspicious activity** - If you see anything suspicious, report it immediately to police, and if applicable, the concierge or property management.

**Do not buzz everyone through** – Potential thieves buzz random numbers hoping someone will let them in. Always ask who is on the other end before you let them in even when you are expecting guests or a delivery.

Not all apartments have the luxury of a 24/7 concierge or security. It is the residents' responsibility to keep their community safe. All it takes is one person to make a mistake for an opportunistic thief to gain entry. You can help make a difference in your building by following these tips to keep your building safe and reporting all suspicious activity to police.



## Three Tips to Prevent Theft From Auto

Theft from auto is a crime of opportunity. Never assume a theft will not happen to you because it only takes an opportunity and a few seconds to break into your vehicle. Common stolen items include backpacks, jackets, credit cards, electronics, wallets, keys, and sunglasses. Even when you know the jacket or backpack is empty of valuables, thieves will still take a chance because they do not know it is empty. They are hoping your phone, wallet, or an item is in your bag or jacket. The best way to prevent a theft from auto is to remember the following three rules:



- **Lock it** – A simple but effective tip is to lock your vehicle at all times, even when it is parked in your driveway or in a private parkade.
- **Remove it** – Take all items with you and leave nothing in plain site. Thieves will take the risk to break into your vehicle for anything that may look valuable to them.
- **Hide it** – If you cannot remove the item from your car, put it in the trunk where it is hidden and out of sight.

## To Start a Block Watch Group

Interested in starting a Block Watch group? Let us tell you a little about Block Watch! Block Watch is a program that brings the police and the community together. This program helps you build connections and relationships with people in your neighbourhood and the police while striving for the common goal of crime prevention.

### Select a Group Lead

- ◇ Each group lead has to submit an application and will be contacted for a suitability interview. Candidates will then need to complete a free Police Information Check.

### Recruit and build your group

- ◇ Upon confirmation from the Block Watch office on completing and passing all required steps in becoming a Block Watch Lead, you may begin to recruit homes that are near to you with the provided recruiting materials from the Block Watch office. To build an effective Block Watch, try to involve 50-75% of households in your area.

### Complete activation of your team

1. **Complete** Block Watch Lead/Participant training – invite everyone in your group to participate in a virtual/in-person training session.
2. **Submit** your participating household list.
3. **Qualify** for Block Watch street signs once the above steps are completed.

If you are interested in creating a Block Watch group in your area, email us your name and address at [blockwatch@richmond.ca](mailto:blockwatch@richmond.ca) or call 604-207-4829.

# BUSINESS LINK

## WORKING TOGETHER TO PREVENT CRIME

## NEWSLETTER

### Preventing Break & Enters: Alarms

An alarm system is one of the most effective tools a business can invest in to safeguard their property. These systems are designed to detect unauthorized entry and trigger an immediate response to prevent break-ins and other security breaches. Contact sensors can help monitor points of entry, while glass break alarms detect the sound of breaking glass. Motion detectors alert you of movement within the space once an intruder is inside. Together, these three elements provide after-hours security and comprehensive monitoring for unauthorized activity. Relying on only one type of alarm sensor is not recommended, as each has its own unique limitations. For example, a contact sensor is effective at detecting a door or window that has been forced open. However, it cannot detect glass break. Pairing contact sensors with glass break alarms help address this gap and strengthens overall security.



Some sensors and alarms are able to connect to a monitoring company or your phone. They are able to give you real time notifications if someone gains entry. In some instances, the monitoring company can contact the police and alert them of a break and enter. While other alarms can create a loud noise scaring away thieves and bringing attention to the business. Lastly, some alarm companies provide their clients with stickers and signage to display in front of their business. This signage provides a visible deterrent letting thieves know the property is alarmed and has proper surveillance.

To further strengthen your alarm system, you can pair it with security cameras. Security cameras act as a second set of eyes for your business. They also help identify false alarms and provide valuable evidentiary information to police if a break-in occurs. Regularly check that you are able to access the footage and it is downloadable.

#### Please report all suspicious or criminal activity to the police.

Richmond RCMP Non-Emergency line **604-278-1212**. If you witness a crime in progress, dial **9-1-1**.

Online reporting available at [bc.rcmp-grc.gc.ca/richmond/report](https://bc.rcmp-grc.gc.ca/richmond/report) for the following:

- Damage/mischief to property under \$5,000
- Damage/mischief to a vehicle under \$5,000
- Hit and run to an unoccupied vehicle or property
- Theft of bicycle under \$5,000
- Theft under \$5,000
- Theft from vehicle under \$5,000
- Lost property

