




City of Richmond

Report to Committee




To: Community Safety Committee **Date:** October 10, 2017
From: Will Ng, Superintendent **File:** 09-5000-01/2017-Vol
Officer in Charge, Richmond RCMP Detachment 01
Re: RCMP Monthly Activity Report - September 2017

Staff Recommendation

That the report titled "RCMP's Monthly Activity Report – September 2017," dated October 10, 2017, from the Officer in Charge, Richmond RCMP Detachment, be received for information.


2017-10-12
Will Ng, Superintendent
Officer in Charge, Richmond RCMP Detachment
(604-278-1212)

Att. 4

REPORT CONCURRENCE	
CONCURRENCE OF GENERAL MANAGER 	
REVIEWED BY STAFF REPORT / AGENDA REVIEW SUBCOMMITTEE	INITIALS: 
APPROVED BY CAO 	

Staff Report

Origin

At the request of the Community Safety Committee, the Officer in Charge will keep Council informed on matters pertaining to policing in the Richmond community. This monthly activity report for the RCMP provides information on each of the following areas:

1. Activities and Noteworthy Files
2. Analysis of Crime Statistics
3. Auxiliary Constables
4. Block Watch
5. Community Police Stations and Programs
6. Crime Prevention Unit
7. Road Safety Unit
8. Victim Services
9. Youth Section

This report supports Council's 2014-2018 Term Goal #1 A Safe Community:

Maintain emphasis on community safety to ensure Richmond continues to be a safe community.

Analysis

Activities and Noteworthy Files

Bike Registration

On September 5, 2017, Project 529 bike registrations were offered at the Community Police Offices located at the City Center, Steveston and South Arm locations. Richmond registrations can be managed through a smart phone app, '529 Garage', that is downloadable.

Organized Crime Initiative

On September 5, 2017, Richmond RCMP officers from the Organized Crime Unit and General Duty patrol partnered to conduct proactive gang patrols throughout the City of Richmond. These patrols will be focused on areas being frequented by gang members. This initiative is aimed at deterring gangs from using Richmond as a place to do business, disrupting the day-to-day movements of gang members and associates, and increasing overall public safety.

Homicide

On September 18, 2017, the Richmond RCMP was called to the 7500 block of Bridge Street for a report of a shooting. Upon police attendance, an adult victim was located and despite all attempts to revive the individual he succumbed to his injuries. The incident does not appear to be a random attack and the matter is under investigation.

Bait Bike

On September 21, 2017, Richmond RCMP Property Crime Unit officers deployed a Bait Bike in the downtown corridor of Richmond and 10 minutes later the officers made an arrest. A male has been charged with one count of Theft Under \$5000. Bait Bikes are currently being deployed throughout Richmond and are closely monitored to combat bicycle theft.

YVR Luggage Thief Arrested

On September 26, 2017, Richmond RCMP YVR Detachment officers arrested a suspect in the International Terminal Building of YVR. Through investigation it was determined that the individual had stolen luggage from luggage carousels before the respective owners could retrieve their property. A suspect was identified and a male fitting the description was observed by YVR Security staff. RCMP officers initiated an arrest shortly thereafter.

Analysis of Crime Statistics

Arson

In September 2017, there were two incidents of arson, which is a 33 per cent decrease from August 2017 and no change from September 2016. Arson at this time is below the five-year statistical average range.

Assault Serious (Assault with a Weapon)

There were 18 assault serious events, which is a five per cent increase from August 2017 and a 28 per cent increase from September 2016. Assault serious is above the five-year statistical average range. A file review was done on these events and no significant patterns were noted.

Auto Theft

There were 32 auto theft incidents, which is an eight per cent decrease from August 2017 and a 33 per cent increase from September 2016. Auto theft is within the five-year statistical average range. A file review indicates that older model Honda Civics (1990s) were stolen throughout the month and there continues to be a large number of vehicles that are stolen from Richmond and recovered in nearby jurisdictions such as Surrey. A number of auto theft files are unsuccessful attempts.

Drugs

There were 57 drug incidents, which is no change from August 2017 and a 1.7 per cent decrease from September 2016¹. September 2017 drug incidents within five year statistical average range.

¹ Even though September 2017 shows a decrease, drug incidents are still on pace to meet the five per cent increase benchmark as noted in the Annual Performance Plan.

Mental Health

There were 117 mental health incidents, which is a decrease of 15 per cent from August 2017 and a 17 per cent increase from September 2016. Mental health incidents are above the five year statistical average range. A file review was completed and no significant observations were noted.

The Detachment training sessions and audits have been designed to help members better recognize when to flag files as mental health related. As a result, better training has led to a more accurate representation of calls for service and has increased the number of mental health flagged files.

Residential Break and Enter

There were 37 break and enters, which is a 15 per cent decrease from August 2017 and a 13 per cent decrease from September 2016. Residential break and enters are within the five year statistical average range.

Robbery

There were 4 robbery incidents, which is a 50 per cent decrease from August 2017 and a 33 per cent decrease from September 2016. Robbery incidents are below the five-year statistical average range.

Sexual Assault

There were seven sexual assault offences, which resulted in a 41 per cent decrease from August 2017 and no change from September 2016. Sexual Assault incidents are within the five year statistical average range.

Shoplifting

There were 54 shoplifting thefts, which is a 20 per cent decrease from August 2017 and a five per cent decrease from September 2016. Shoplifting is within the five-year statistical average range.

Theft from Auto

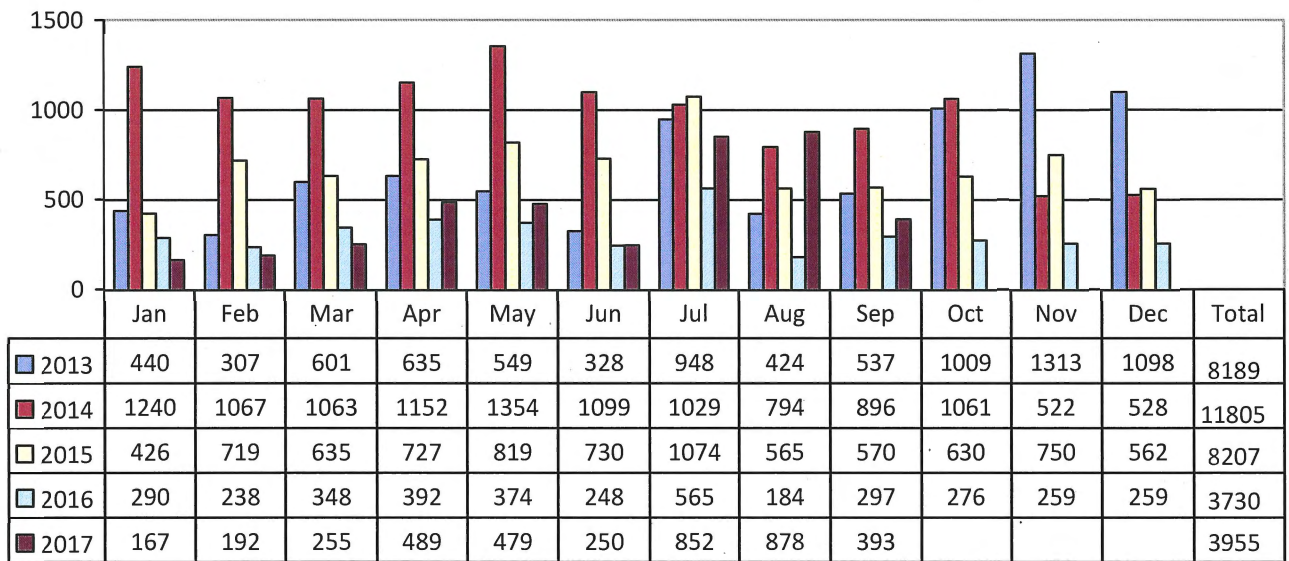
There were 136 thefts from auto incidents, which is a 14 per cent decrease from August 2017 and a 12 per cent decrease from September 2016. Theft from auto is below the five-year statistical average range.

Auxiliary Constables

In September 2017, the Richmond RCMP Detachment had a total complement of 37 auxiliary constables, who provided 393 volunteer hours. There was a 52 per cent decrease in hours from August 2017 and a 32 per cent increase from September 2016. During the summer volunteers were focused on festivals and wildfire deployments which accounts for the 52 per cent decrease in hours from August 2017.

Figure 1 compares the monthly hours of service provided by month from 2013 to 2017.

Figure 1: Auxiliary Constable Volunteer Hours



Auxiliary Constable Activities

Auxiliary Constables attend events in the community to promote a positive police presence, support regular RCMP members and provide traffic and crowd control. During the month of August auxiliary constables participated in:

- Block Watch
- Crime Watch
- Distracted Driving Campaign
- Harvest Festival
- Mental Health Initiative
- Night Market
- Ride for Refuge
- School Fair
- World Festival

Block Watch

At the end of September 2017, the Block Watch program had 443 groups totaling 10,133 participants. Currently, the program includes 580 captains, which is no change from the previous month, and an increase of 38 participants and one group.

Community Police Station Programs

Community police stations continue to enhance the Detachment's policing service by providing an array of crime prevention resources and community safety initiatives. City staff and volunteers pursued safety initiatives to enhance crime prevention program awareness, community engagement, police accessibility and to reduce anxiety and fear related to crime. The demographics of the programs vary from month to month reflective of weather conditions, seasonal initiatives, events and the availability of the volunteers.

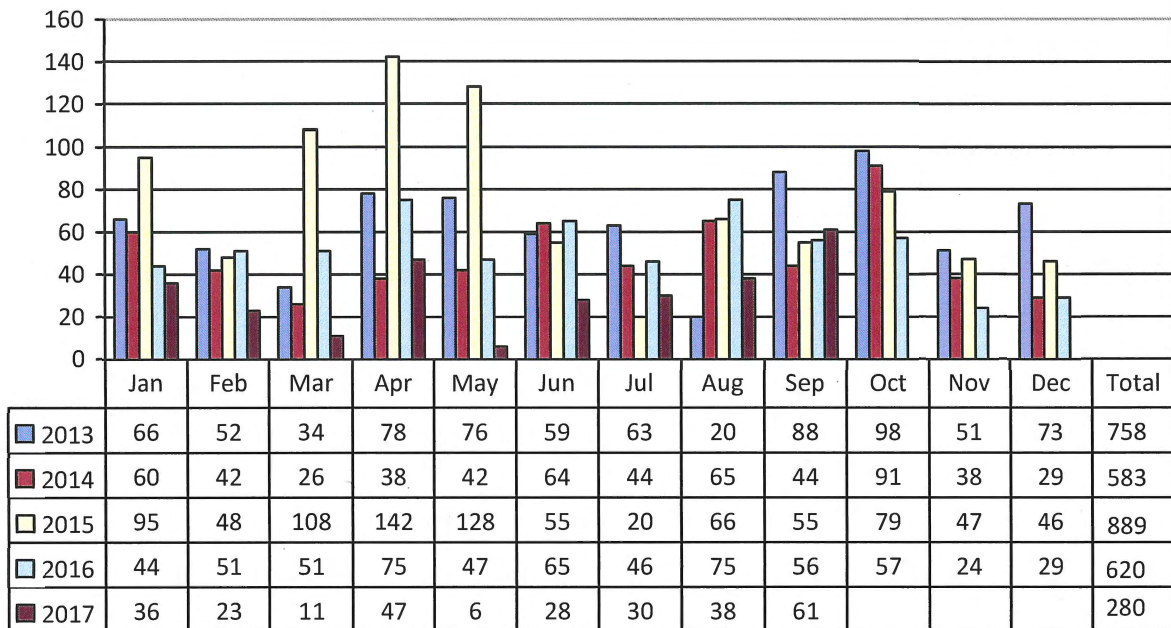
During the month of September volunteer highlights included:

- The deployment of 25 foot/van patrols totalling 200 hours and eight bike patrols totalling 48 hours;
- 30 Fail to Stop deployments which resulted in 800 warning letters;
- Effort towards Speed Watch on 3,675 vehicles at various locations;
- Lock Out Auto Crime on 12,372 vehicles at various locations;
- September 7, 2017, Distracted Driver's Blitz deployed that resulted in 6,345 vehicles checked and 57 warning letters issued;
- September 13, 2017, Distracted Driver's Blitz deployed that resulted in 3,690 vehicles checked and 17 warning letters issued;
- September 21, 2017, Distracted Driver's Blitz deployed that resulted in 3,422 vehicles checked and 29 warning letters issued;
- September 21, 2017, volunteers assisted in the search of a stolen scooter in the Minoru/Moffatt Road area;
- September 21, 2017, volunteers assisted at the Lord Byng School BBQ to set up the fatal vision goggles and a putting green for the students to participate in;
- September 26, 2017, volunteers handed out 73 notices to provide information on the 529 Bike Registry program in the No. 3 Road corridor;
- September 27, 2017, Distracted Driver's Blitz deployed that resulted in 3,165 vehicles checked and 21 warning letters issued;
- September 29, 2017, during van patrol volunteers found a stolen vehicle; and
- September 30, 2017, volunteers assisted in the Harvest Festival at the Garden City Lands from 10:30 am – 7:00 pm by participating in the RCMP display table.

Distracted Drivers

Figure 2 provides a comparison by year of the number of letters sent to registered owners.

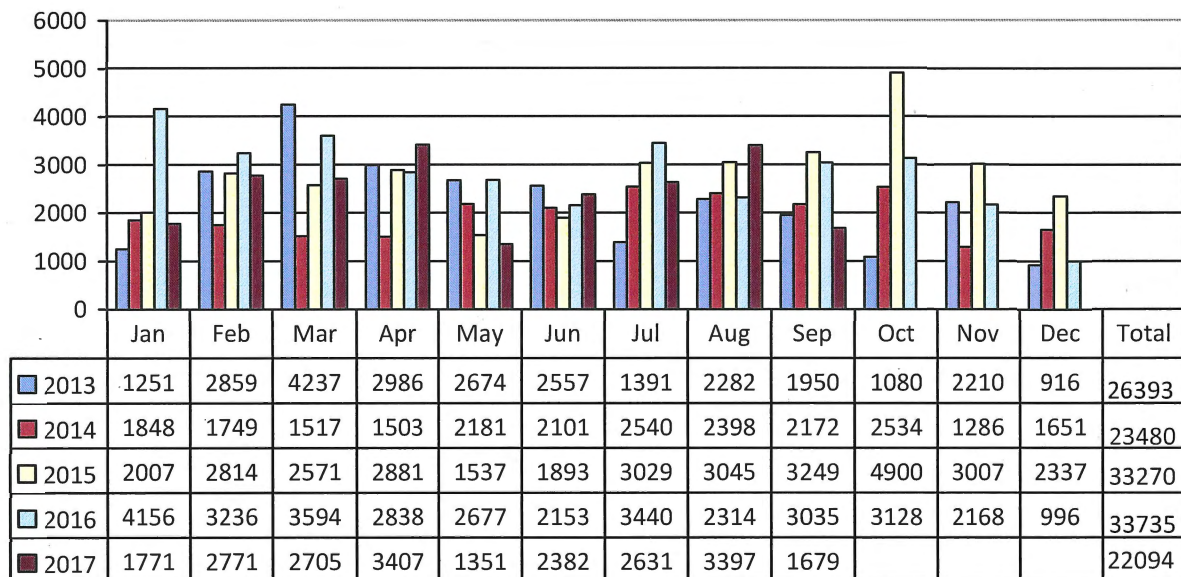
Figure 2: Distracted Drivers Letters Sent



Lock-Out Auto Crime

Figure 3 provides a comparison by year of the number of vehicles notices issued.

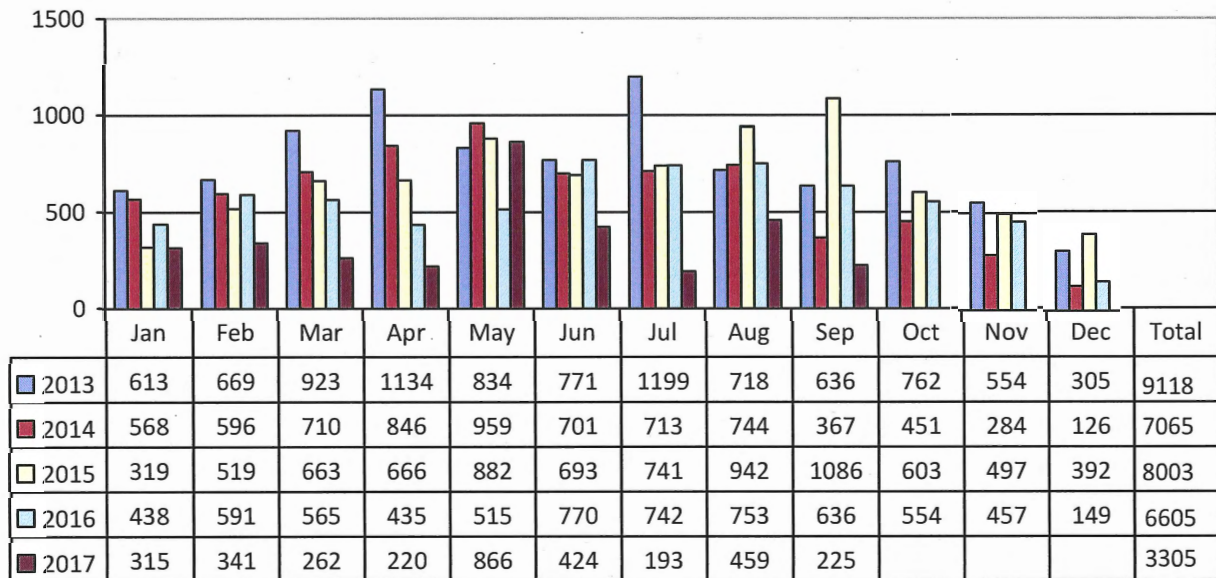
Figure 3: Lock Out Auto Crime Vehicles Issued a Notice



Speed Watch

Figure 4 provides a comparison by year of the number of letters sent to registered owners.

Figure 4: Speed Watch Letters Sent



Crime Prevention Unit

Crime Prevention reduces crime and enhances community engagement through public awareness and dialogue initiatives. During the month of August, the Crime Prevention unit participated in the following events/activities:

- Community Police Office Blitz Deployments
- Distracted Driving Blitz
- Richmond World Fair
- 100th Year Birthday Senior’s Care Home Visit
- Harvest Festival
- Vulnerable Institution Patrols
- Wildfire Deployment

Road Safety Unit

The Road Safety Unit makes Richmond’s roads safer through evidence-based traffic enforcement, investigation of serious vehicle collisions and public education programs. The statistics below compare August 2017 data to both June 2017 and July 2017.

The Moving Violations category refers to violations such as unsafe lane change and unsafe passing. The Vehicle category refers to motor vehicle regulation defects such as no insurance and no lights. The Other category refers to other motor vehicle infractions such as miscellaneous charges including fail to remain at the scene of accident and failing to stop for police.

Violation Tickets were issued for the following infractions:

Infraction	July 2017	August 2017	September 2017
Distracted Driving	143	111	188
Driver License	158	116	191
Impaired	36	22	38
Intersection offences	89	97	63
Moving Violations	88	137	136
Speeding	175	155	188
Seatbelts	34	10	18
Vehicle Related	45	55	47
Other	55	47	59
Total	823	750	928

Notice and Orders issued for the following infractions:

Infraction	July 2017	August 2017	September 2017
Distracted Driving	34	23	27
Driver License	57	29	21
Intersection	48	19	28
Moving Violations	41	40	39
Speeding	48	47	62
Seatbelts	5	3	6
Vehicle Related	79	63	63
Other	0	0	0
Total	312	224	246

Parking Tickets:

Name	Act	Example	July 2017	Aug 2017	Sep 2017
Parking	Municipal Bylaw	Municipal parking offences	39	33	42

Victim Services

In September 2017 Richmond RCMP Victim Services provided on-going support to 61 clients and attended eight crime/trauma scenes. The unit currently maintains an active caseload of 143 on-going files.

Youth Section

The Detachment's Youth Section focuses on strategies that contribute to safe and healthy behaviours essential to the development of productive and civic-minded adults. During the month of September Youth Section members highlights included:

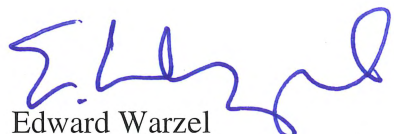
- Adopt-a-School
- Drug Abuse Resistance Education
- School Action For Emergencies Planning
- Youth Squad Planning

Financial Impact

None.

Conclusion

The Officer in Charge, Richmond Detachment continues to ensure Richmond remains a safe and desirable community.



Edward Warzel
Manager, RCMP Administration
(604-207-4767)

EW:jl

- Att. 1: Community Policing Programs Definition
- 2: Crime Statistics
- 3: Crime Maps
- 4: August 2017 sample of police occurrences in Richmond

Auxiliary Constables

- The primary mandate of Richmond's Auxiliary Constables is to support community policing activities related to public safety and crime prevention.
- For more information, visit www.richmond.ca/safety/police/prevention/auxiliary.htm

Block Watch

- Community-based crime prevention program aimed at helping neighbors organize themselves to prevent crime.
- Residents can receive email alerts of neighbourhood residential break and enters by registering their email addresses at: blockwatch@richmond.ca
- For more information, visit www.richmond.ca/safety/police/prevention/blockwatch.htm

Difference Maker Project

- The Difference Maker Project is an off-shoot of the School Sports Programs. Elementary school students are mentored by teachers, police officers and community ambassadors. This activity aims to encourage social and civic responsibility amongst elementary and secondary school aged youth through community projects.

Distracted Driving Program

- Trained volunteers monitor intersections and observe distracted drivers.
- A letter is sent to the registered owner of the offending vehicle with information on the safety risks associated to the observed behaviour and applicable fine amounts.
- For more information, visit www.richmond.ca/safety/police/prevention/programs.htm

Fail to Stop

- Trained volunteers monitor areas that have been referred to the program by local businesses or residents where drivers are not making a full stop at the stop sign, or running a red light.
- An information letter is sent to the registered owner of the vehicle advising them the date, time and location and applicable fine amounts if the driver received a violation ticket.

Lock Out Auto Crime

- Co-sponsored by the Insurance Corporation of BC (ICBC), volunteers patrol city streets and parking lots looking for automobile security vulnerabilities.
- Notices supplied by ICBC are issued to every vehicle inspected indicating to the owner what issues need to be addressed in order to keep the vehicle and contents secure.
- For more information, visit
- www.richmond.ca/safety/police/personal/vehicle.htm

Project 529

- This program allows riders to easily and securely register their bikes. This up-to-date database of bikes alerts its registrants if a fellow 529 bike is stolen.
- Project 529 is a unique, multi-national registry that holds a database of all registered and stolen bikes.

Speed Watch

- Co-sponsored by ICBC, promotes safe driving habits by alerting drivers of their speed.
- Trained volunteers are equipped with radar and a speed watch reader board that gives drivers instant feedback regarding their speed.
- Volunteers record the license plate number and the speed, and a letter is sent to the registered owner of the offending vehicle. The letter includes the date, time and location and applicable fine amounts if the driver received a violation ticket.

Stolen Auto Recovery

- Co-sponsored by ICBC, trained volunteers equipped with portable computers identify stolen vehicles.
- These volunteers recover hundreds of stolen vehicles each year throughout the Lower Mainland.

Volunteer Bike and Foot Patrol Program

- Trained volunteers patrol Richmond neighbourhoods reporting suspicious activities and providing a visible deterrent to crime and public order issues.

SEPTEMBER 2017 STATISTICS

RICHMOND RCMP

This chart identifies the monthly totals for founded Criminal Code incidents, excluding traffic-related Criminal Code incidents. Based on Uniform Crime Reporting (UCR) scoring, there are three categories: (1) Violent Crime, (2) Property Crime, and (3) Other Criminal Code. Within each category, particular offence types are highlighted in this chart. In addition, monthly totals for Controlled Drugs and Substances Act (CDSA) incidents and MHA-related calls for service are included. Individual UCR codes are indicated below the specific crime type. For 2017, some inclusion criteria have been modified to improve accuracy and accommodate RCMP scoring regulations. For more information, contact Richmond Crime Analysts.

The Average Range data is based on activity in a single month over the past 5 years. If the current monthly total for an offence is above the expected average range (using a standard deviation), it will be noted in **red**, while below expected numbers will be noted in **blue**. Year-to-Date percentage increases of more than 10% are marked in **red**, while decreases of more than 10% are **blue**.

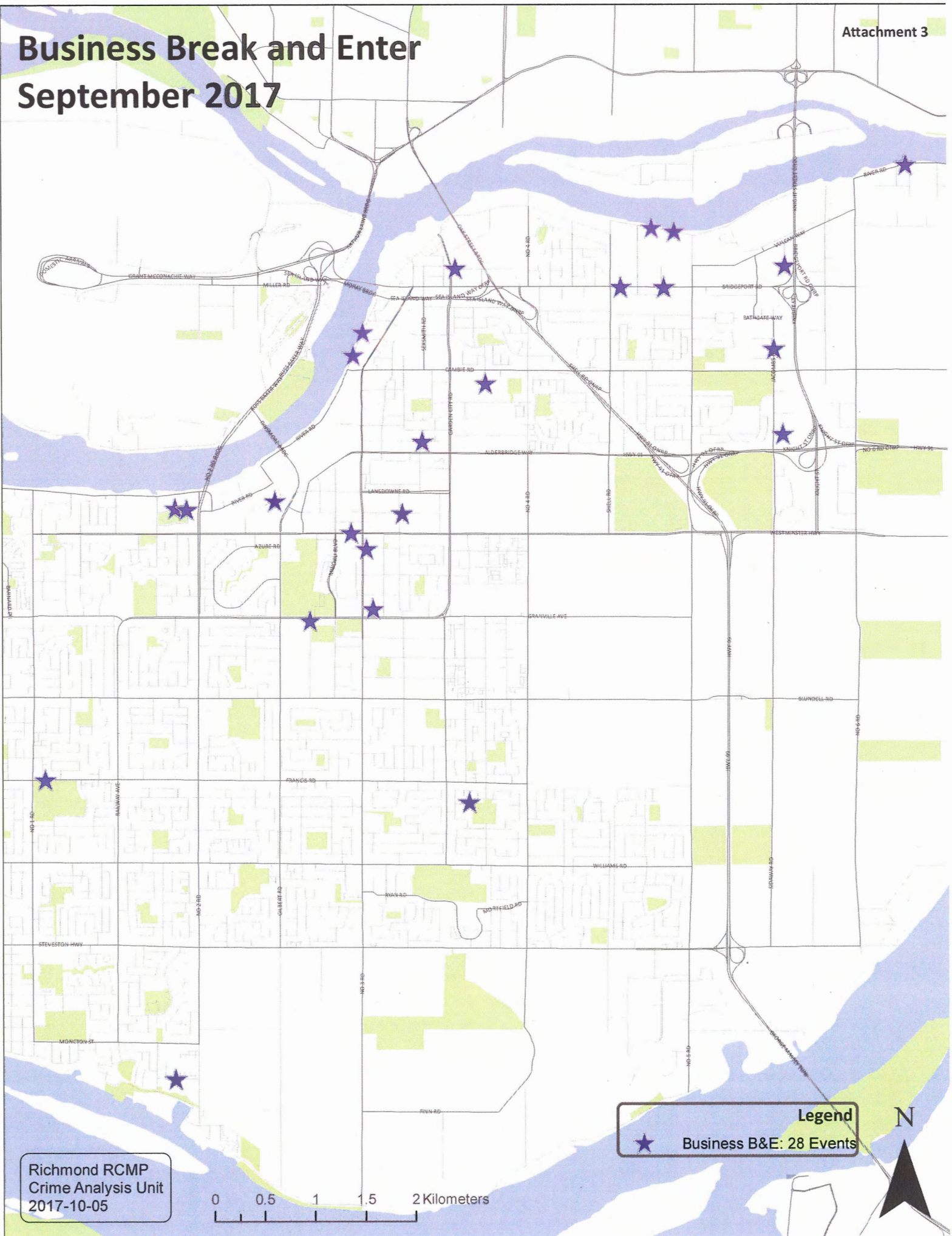
	Month	5-Yr Avg	5-Yr Range	Year to Date Totals			
	Sep-17	September		2016	2017	% Change	# Change
VIOLENT CRIME (UCR 1000-Series Offences)	128	106.0	99-113	1069	1050	-2%	-19
Robbery <small>UCR 1610 (1-3)</small>	4	6.6	5-8	70	43	-39%	-27
Assault Common <small>UCR 1430</small>	50	35.8	30-42	362	360	-1%	-2
Assault Serious <small>UCR 1410, 1420</small>	18	12.2	9-16	102	122	20%	20
Sexual Offences <small>UCR 1345, 1330, 1358, 1310</small>	7	6.6	4-9	65	59	-9%	-6
PROPERTY CRIME (UCR 2000-Series Offences)	589	623.8	543-705	6211	5772	-7%	-439
Business B&E <small>UCR 2120-1</small>	28	32.8	21-45	255	296	16%	41
Residential B&E <small>UCR 2120-2</small>	37	55.8	34-77	448	460	3%	12
Auto Theft <small>UCR 2135 (1-10), 2178</small>	32	26.6	19-35	262	254	-3%	-8
Theft from Auto <small>UCR 2132, 2142</small>	136	179.4	149-210	1929	1507	-22%	-422
Theft <small>UCR 2130, 2140</small>	84	103.4	91-116	941	851	-10%	-90
Shoplifting <small>UCR 2133, 2143</small>	54	56.4	47-66	621	476	-23%	-145
Fraud <small>UCR 2160 (all), 2165, 2166</small>	70	53.4	38-69	646	676	5%	30
OTHER CRIMINAL CODE (UCR 3000-Series Offences)	162	185.8	153-218	1707	1554	-9%	-153
Arson <small>UCR 1629, 2110</small>	2	5.8	3-9	44	30	-32%	-14
SUBTOTAL CC OFFENCES (UCR 1000 to 3000 Series)	879	915.6	811-1021	8987	8376	-7%	-611
DRUGS (UCR 4000-Series Offences)	57	57.2	51-64	624	542	-13%	-82
MHA RELATED CALLS (MHA files or Mental Health flag)	117	95.4	86-105	991	1089	10%	98

Prepared by Richmond RCMP Crime Analysts.

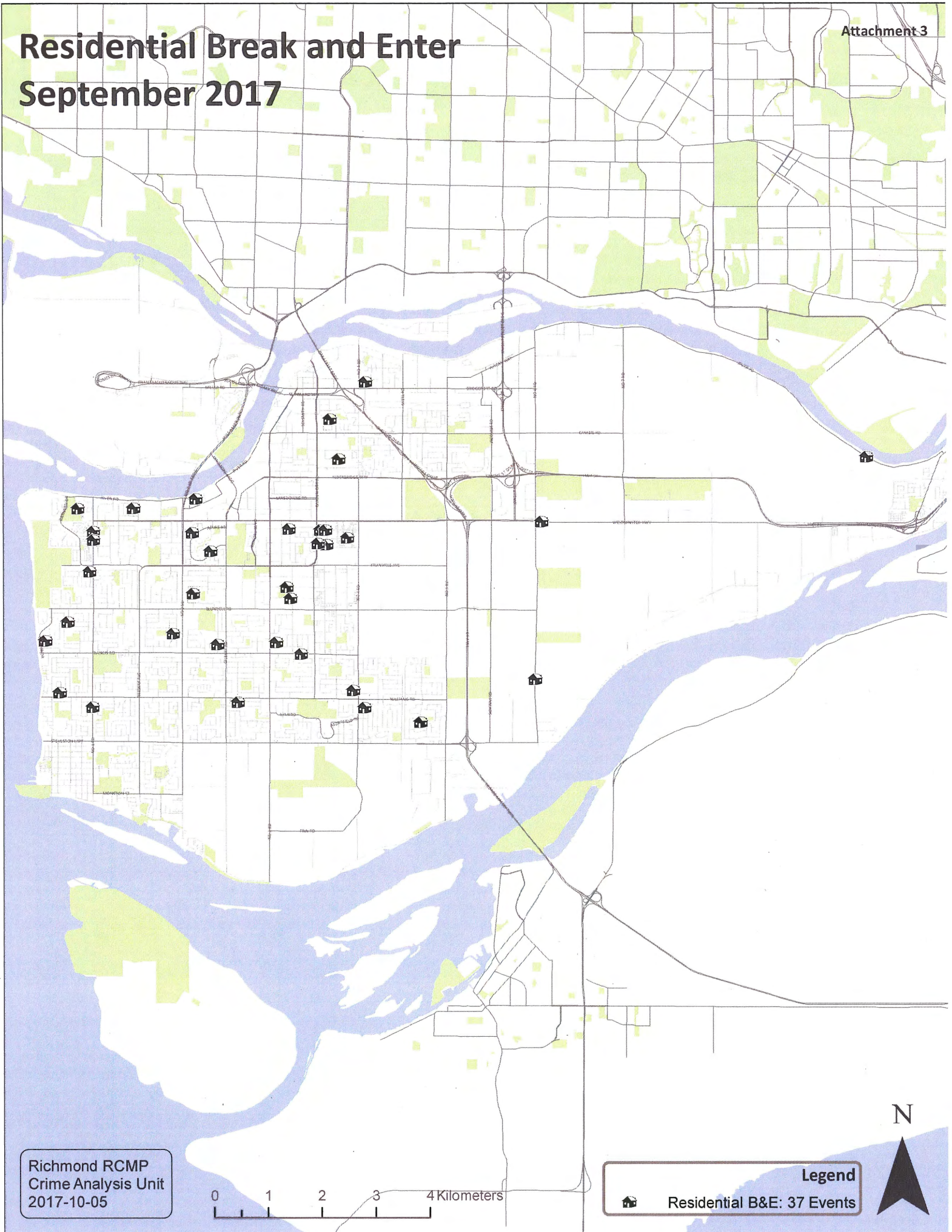
Data collected from PRIME on 2017-10-05. Published 2017-10-05.

This data is operational and subject to change. This document is not to be copied, reproduced, used in whole or part or disseminated to any other person or agency without the consent of the originator(s).

Business Break and Enter September 2017



Residential Break and Enter September 2017



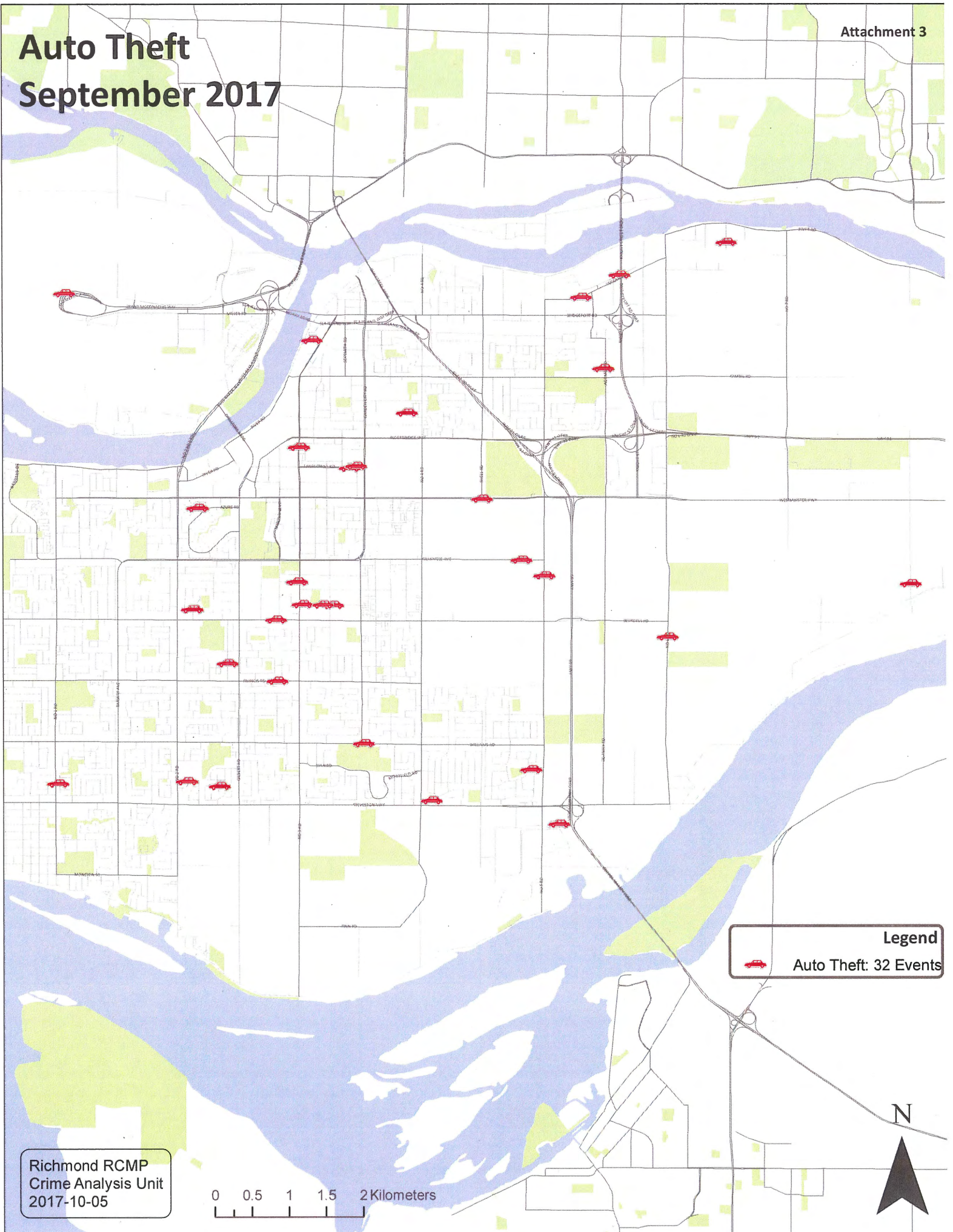
Richmond RCMP
Crime Analysis Unit
2017-10-05

0 1 2 3 4 Kilometers

Legend
🏠 Residential B&E: 37 Events



Auto Theft September 2017

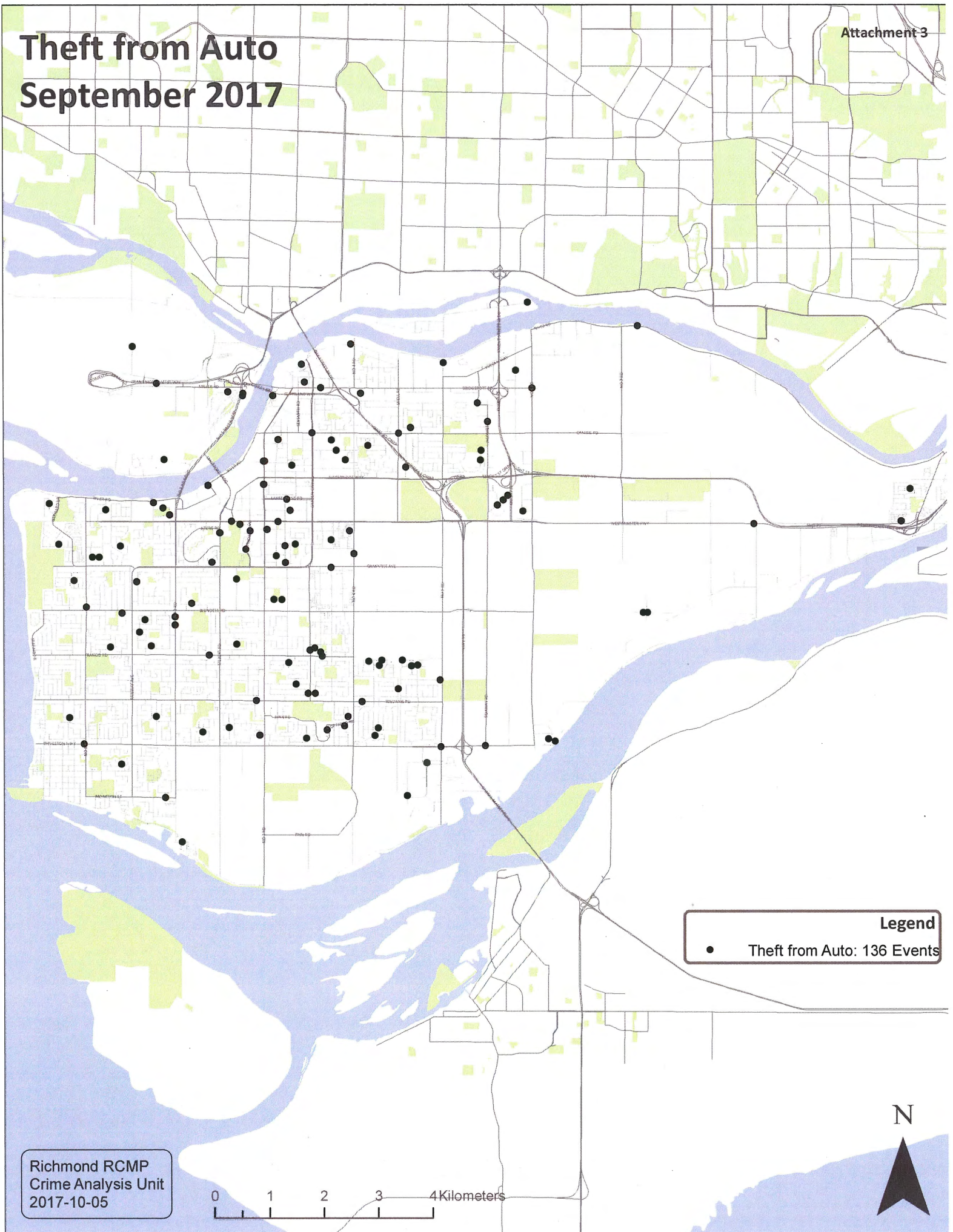


Richmond RCMP
Crime Analysis Unit
2017-10-05

0 0.5 1 1.5 2 Kilometers



Theft from Auto September 2017



Legend
● Theft from Auto: 136 Events

Richmond RCMP
Crime Analysis Unit
2017-10-05

0 1 2 3 4 Kilometers



September 2017

Sunday	Monday	Tuesday	Wednesday	Thursday	Friday	Saturday
					1 911 FALSE 5 ASSAULT 3 AUTO THFT 2 B&E BUS 1 B&E OTH 1 B&E RES DISTURB 4 MHA 1 BYLAW 8 THEFT 4 TFA 5 WEAPONS 2 TOTAL GO 128	2 911 FALSE 1 ASSAULT 6 AUTO THFT 1 B&E BUS B&E OTH B&E RES 2 DISTURB 8 MHA 3 BYLAW 8 THEFT 5 TFA 4 WEAPONS TOTAL GO 132
3 911 FALSE 8 ASSAULT 3 AUTO THFT 1 B&E BUS B&E OTH B&E RES 1 DISTURB 1 MHA 5 BYLAW 4 THEFT 1 TFA 3 WEAPONS 2 TOTAL GO 135	4 911 FALSE 8 ASSAULT 4 AUTO THFT B&E BUS B&E OTH B&E RES 2 DISTURB 3 MHA BYLAW 3 THEFT 1 TFA WEAPONS 3 TOTAL GO 114	5 911 FALSE 7 ASSAULT AUTO THFT 4 B&E BUS B&E OTH 1 B&E RES 3 DISTURB 6 MHA 2 BYLAW 6 THEFT 3 TFA 5 WEAPONS 2 TOTAL GO 124	6 911 FALSE 2 ASSAULT 2 AUTO THFT 1 B&E BUS 1 B&E OTH B&E RES 1 DISTURB 4 MHA 3 BYLAW 1 THEFT 3 TFA 6 WEAPONS 1 TOTAL GO 109	7 911 FALSE 9 ASSAULT 4 AUTO THFT 1 B&E BUS 1 B&E OTH B&E RES DISTURB 5 MHA 3 BYLAW 4 THEFT 2 TFA 6 WEAPONS TOTAL GO 153	8 911 FALSE 4 ASSAULT 2 AUTO THFT B&E BUS 1 B&E OTH B&E RES 2 DISTURB 5 MHA 3 BYLAW 5 THEFT 3 TFA 7 WEAPONS TOTAL GO 107	9 911 FALSE 4 ASSAULT 5 AUTO THFT 1 B&E BUS 1 B&E OTH B&E RES 3 DISTURB 2 MHA 6 BYLAW 5 THEFT 3 TFA WEAPONS TOTAL GO 110
10 911 FALSE 3 ASSAULT AUTO THFT 3 B&E BUS B&E OTH B&E RES DISTURB 3 MHA 2 BYLAW 10 THEFT 3 TFA 4 WEAPONS 3 TOTAL GO 130	11 911 FALSE 7 ASSAULT 3 AUTO THFT B&E BUS 1 B&E OTH B&E RES 2 DISTURB 7 MHA 4 BYLAW 4 THEFT 5 TFA 5 WEAPONS 2 TOTAL GO 126	12 911 FALSE 4 ASSAULT 4 AUTO THFT 1 B&E BUS 4 B&E OTH B&E RES DISTURB 1 MHA 3 BYLAW 3 THEFT TFA 5 WEAPONS 2 TOTAL GO 117	13 911 FALSE 2 ASSAULT 1 AUTO THFT 2 B&E BUS 2 B&E OTH B&E RES DISTURB 2 MHA 6 BYLAW 2 THEFT 4 TFA 5 WEAPONS TOTAL GO 122	14 911 FALSE 7 ASSAULT 1 AUTO THFT 2 B&E BUS B&E OTH 1 B&E RES DISTURB 2 MHA 5 BYLAW 2 THEFT 5 TFA 9 WEAPONS 1 TOTAL GO 136	15 911 FALSE 4 ASSAULT 3 AUTO THFT 3 B&E BUS B&E OTH B&E RES 3 DISTURB 3 MHA 5 BYLAW 1 THEFT 3 TFA 2 WEAPONS 1 TOTAL GO 121	16 911 FALSE 6 ASSAULT 1 AUTO THFT B&E BUS 4 B&E OTH B&E RES 1 DISTURB 6 MHA 7 BYLAW 8 THEFT TFA 6 WEAPONS 1 TOTAL GO 133
17 911 FALSE 4 ASSAULT 2 AUTO THFT 1 B&E BUS 1 B&E OTH B&E RES 1 DISTURB 7 MHA 3 BYLAW 2 THEFT 4 TFA 5 WEAPONS TOTAL GO 115	18 911 FALSE 3 ASSAULT 1 AUTO THFT 2 B&E BUS 4 B&E OTH B&E RES DISTURB 4 MHA 4 BYLAW 4 THEFT 2 TFA 7 WEAPONS TOTAL GO 125	19 911 FALSE 4 ASSAULT AUTO THFT B&E BUS 1 B&E OTH 1 B&E RES 2 DISTURB 1 MHA 4 BYLAW 1 THEFT 3 TFA 8 WEAPONS TOTAL GO 106	20 911 FALSE 4 ASSAULT 1 AUTO THFT B&E BUS 1 B&E OTH B&E RES 3 DISTURB 4 MHA 3 BYLAW 2 THEFT 2 TFA 2 WEAPONS TOTAL GO 92	21 911 FALSE 5 ASSAULT 1 AUTO THFT 2 B&E BUS B&E OTH B&E RES 1 DISTURB 4 MHA 1 BYLAW 2 THEFT 2 TFA 9 WEAPONS TOTAL GO 125	22 911 FALSE 6 ASSAULT 3 AUTO THFT 1 B&E BUS 1 B&E OTH 2 B&E RES 1 DISTURB 5 MHA 3 BYLAW 7 THEFT 4 TFA 5 WEAPONS TOTAL GO 129	23 911 FALSE 4 ASSAULT 2 AUTO THFT 1 B&E BUS 1 B&E OTH B&E RES 4 DISTURB 5 MHA 3 BYLAW 5 THEFT 5 TFA 3 WEAPONS 1 TOTAL GO 126
24 911 FALSE 4 ASSAULT 7 AUTO THFT B&E BUS 1 B&E OTH B&E RES 1 DISTURB 3 MHA 2 BYLAW 12 THEFT 2 TFA 3 WEAPONS TOTAL GO 119	25 911 FALSE 2 ASSAULT 3 AUTO THFT 2 B&E BUS 3 B&E OTH B&E RES 1 DISTURB 4 MHA 3 BYLAW 2 THEFT 1 TFA 3 WEAPONS TOTAL GO 116	26 911 FALSE 4 ASSAULT 3 AUTO THFT B&E BUS B&E OTH B&E RES DISTURB 2 MHA 2 BYLAW 3 THEFT 3 TFA 3 WEAPONS 1 TOTAL GO 111	27 911 FALSE 4 ASSAULT 5 AUTO THFT 4 B&E BUS 1 B&E OTH 1 B&E RES 2 DISTURB 2 MHA 2 BYLAW 2 THEFT 1 TFA 4 WEAPONS TOTAL GO 109	28 911 FALSE 5 ASSAULT 2 AUTO THFT B&E BUS B&E OTH B&E RES 2 DISTURB 3 MHA 6 BYLAW 2 THEFT 2 TFA 8 WEAPONS 1 TOTAL GO 112	29 911 FALSE 4 ASSAULT 4 AUTO THFT 3 B&E BUS 1 B&E OTH B&E RES 3 DISTURB 4 MHA 4 BYLAW 4 THEFT 3 TFA 2 WEAPONS TOTAL GO 116	30 911 FALSE 4 ASSAULT 2 AUTO THFT 1 B&E BUS B&E OTH B&E RES 1 DISTURB 6 MHA 2 BYLAW 6 THEFT TFA 5 WEAPONS TOTAL GO 118

Statistics Run on 2017-10-05

Prepared by Richmond RCMP Crime Analysts.

This data is operational and subject to change. This document is not to be copied, reproduced, used in whole or part or disseminated to any other person or agency without the consent of the originator(s).

These statistics are based on UCR primary scoring only.

*All CCJS are included (assistance, information, prevention, unsubstantiated, unfounded). Street Checks, Tickets, and non-GO calls have not been calculated.

Legend	911 false/ abandoned
ASSAULT	assaults
AUTO THFT	auto theft
B&E BUS	Break and Enter - Business
B&E OTH	Break and Enter - Other
B&E RES	Break and Enter - Residential
DISTURB	Cause Disturbance
MHA	Mental Health Act
BYLAW	Municipal Bylaw
THEFT	Other Theft U/5000
TFA	Theft from Vehicle
WEAPONS	Weapons Offences
GO	Total General Occurrence