



City of Richmond

Report to Committee

To: Community Safety Committee

Date: February 20, 2017

From: Tim Wilkinson
Acting Fire Chief, Richmond Fire-Rescue

File: 09-5000-01/2017-Vol
01

Re: **Richmond Fire-Rescue Monthly Activity Report – January 2017**

Staff Recommendation

That the staff report titled “Richmond Fire-Rescue Monthly Activity Report – January 2017”, dated February 20, 2017 from the Acting Fire Chief, Richmond Fire-Rescue, be received for information.

Tim Wilkinson
Acting Fire Chief
(604-303-2701)

Att. 2

REPORT CONCURRENCE	
CONCURRENCE OF ^(Acting) GENERAL MANAGER 	
REVIEWED BY STAFF REPORT / AGENDA REVIEW SUBCOMMITTEE	INITIALS: DW
APPROVED BY CAO 	

Staff Report

Origin

This report provides Council with an update on Richmond Fire-Rescue (RFR) activities. RFR continues to work towards the City's vision of being the most appealing, livable, and well-managed community in Canada, through the delivery of its programs and services. RFR is reporting on its activities in support of its mission:

To protect and enhance the City's livability through service excellence in prevention, education and emergency response.

This report supports Council's 2014-2018 Term Goal #1 A Safe Community:

Maintain emphasis on community safety to ensure Richmond continues to be a safe community.

Analysis

Community Involvement

RFR advances public awareness, education and community bridge building by participating in training events and community activities. During January 2017 the following events took place:

Public Education and Fire Safety Trailer visits to: Diefenbaker Elementary, Steveston Elementary, Walter Lee Elementary and Garden City Elementary Schools. Education staff engage with over 200 students providing fire safety education;

Information sessions for fire prevention were provided to: RCMP and 692 Air Cadet Squadron, Cambridge Park Strata (Rancho Group Services), Metro Vancouver Housing Corporation and Cedarwood (Seniors) Group; and

RFR supported or hosted charitable/community events including the: IAFF Tree Chip Event.

Staff engaged with over 1,126 children and adults in the community during January, providing fire safety and harm reduction information.

Emergency Response

RFR's goal is to respond to events in a manner where loss of life, reduction of property damage and protection of the environment is mitigated. In January 2017 there were a total 1001 incidents, representing a 14.7 per cent increase in calls (Attachment 1). The average time on scene for RFR crews was 28.1 minutes, an increase of 5.4 per cent from 2016. This is due to the nature and severity of each call and the duration on scene.

In January 2017 there were 46 dispatched fire calls. Of those, 34 were actual reportable fires, 121 apparatus' were used and 350 fire personnel attended.

Fire damage and property losses during the month are estimated at \$3,150. This total includes \$2,150 for building/asset loss and \$1,000 for content loss. The total building/asset and content value at risk was estimated to be \$60,842,500 and the total value preserved from damage was \$60,839,350. These numbers translate to 99.9 per cent of value protected (Figure 1), this figure is an increase from the 98.9 per cent protected value observed in 2016.

Figure 1: Fire Calls By Type and Loss Estimates – January 2017

Incident Type Breakdown	Call Volume	Estimated Building / Asset Value (\$)	Estimated Building / Asset Loss (\$)	Estimated Content Value (\$)	Estimated Content Loss (\$)	Estimated Total Value Preserved (\$)
Residential: Single family	1	-	-	-	-	-
Multi family	9	40,293,900	2,000	12,050,000	1,000	52,340,900
Commercial / Industrial	4	8,493,600	150	-	-	8,493,450
Outdoor	17	-	-	-	-	-
Vehicle	3	5,000	-	-	-	5,000
Totals*	34	48,792,500	2,150	12,050,000	1,000	60,839,350

*The dollar losses shown in this table are preliminary estimates. They are derived from RFR's record management system and are subject to change due to delays in reporting and confirmation of actual losses from private insurance agencies (as available).

Fire crews minimized loss and limited fires to the place of origin in these notable January 2017 incidents:

- Fire at an industrial property on Mitchell Road. Crews responded to a fire, with large plumes of thick black smoke and flames showing at an automotive recycling yard. Arriving crews saw that there were approximately 80-100 scrap metal cars burning, with flames moving towards a large two storey cinder block construction building. Crews worked quickly to take command and proceed to attack the fire, which included an aerial ladder with a hose to protect the building from fire. As the fire was brought under control, a machine operator was brought in to move some of the cars to further extinguish any remaining fire.

Other organizations in attendance included Fortis Gas, BC Hydro and the City's Works Yard. The City's Works Yard was requested to respond with oil booms to control any waste oil and water leaking into the nearby ditch and to mitigate other environmental concerns on this site. RFR had a total of 30 personnel on-scene throughout the incident with no reported injuries to civilians or first responders. RFR crews worked throughout the night to decontaminate firefighters PPE (personnel protective equipment), due to heavy oil contamination.

- Automobile fire at Blundell Road. Arriving crews found a car fully involved with flames located near a building. Crews worked quickly to extinguish the fire and ensure the safety of the scene. Due to the suspicious nature of the fire the RCMP were requested to attend.
- Fire at a commercial property on Simpson Road. Arriving crews found grey smoke coming from the end unit of a strip warehouse complex. Crews took onsite command and quickly extinguished the fire which was located in a storage room. A Fire Investigator was requested to attend the scene.
- Structure fire located on Springfield Drive. Arriving crews found smoke exiting from a townhouse due to a dryer on fire. Crews managed to quickly extinguish the fire with no reported injuries sustained by the public or crews. Crews set up ventilation of the suite. The dryer was placed outside of the building for investigation. The occupants were not able to reoccupy the suite but did have somewhere to stay. A Fire Investigator was requested to attend the scene.
- Suspicious fire activity on No. 1 Road. Crews responded to four separate incidents of an unknown substance that resembled white spray foam being sprayed on the front of a door of a residential property. The site was put under 24 hour security watch and is under investigation with the RCMP.

Financial Impact

None

Conclusion

During January 2017, calls for service increased by 14.7 per cent from January 2016. RFR will continue to monitor these activities to identify trends and ensure potential solutions.

The continued increase in RFR's emergency response has a direct impact on unit availability, response times, availability for non-emergency operations and in-service training. RFR continues to review the available statistics and amend resource allocation, as necessary.



Tim Wilkinson
Acting Fire Chief
(604-303-2701)

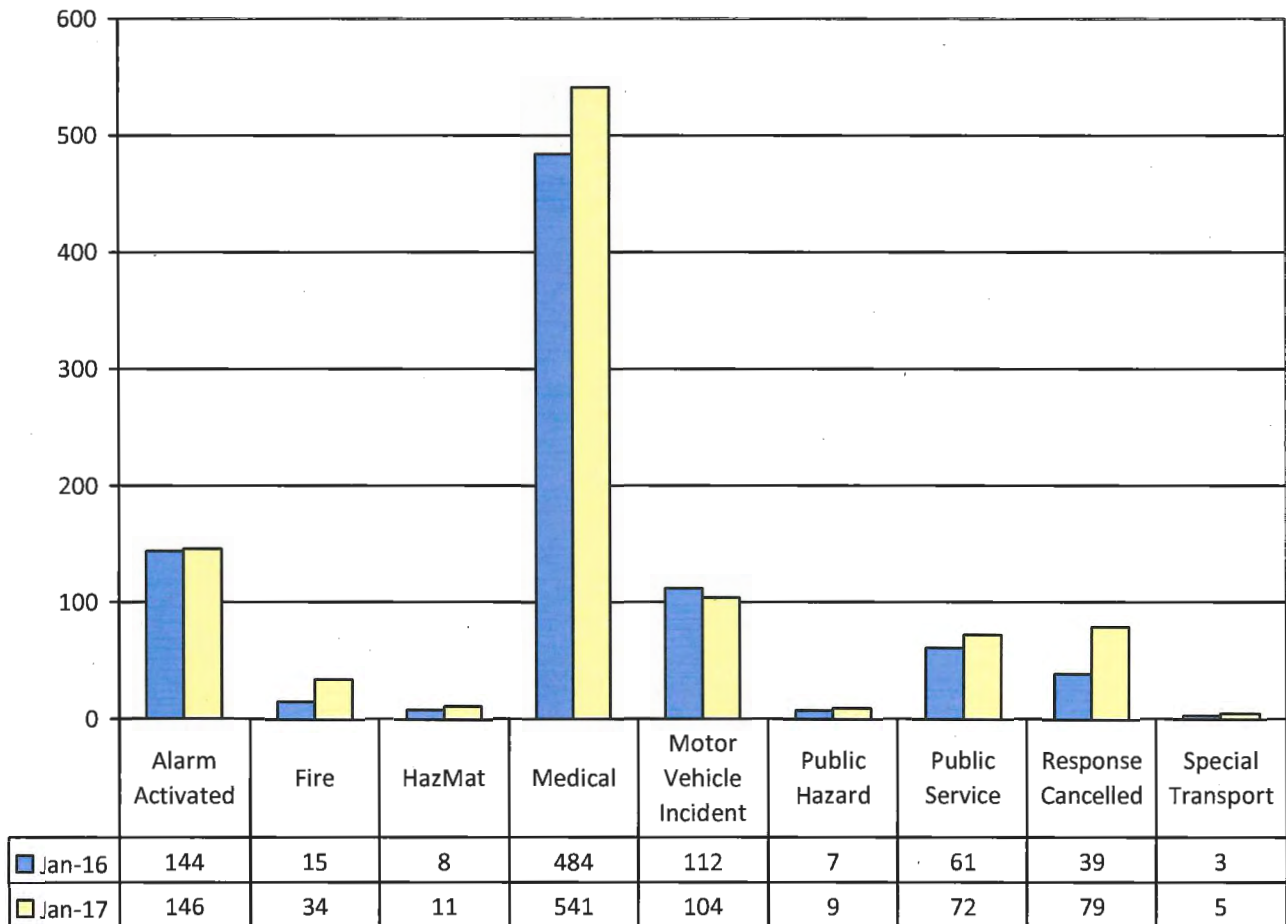
TW:js

Att. 1: Suppression Activity
Att. 2: Location of January's Fire, Medical and MVIs

Suppression Activity

The following chart provides a month to month comparison regarding incidents occurring in January 2016 and 2017. In January 2017, there were a total of 1001 incidents, compared to 873 in January 2016. This represents an increase of 14.7 per cent.

Table 1: January 2016 & 2017 Calls for Service Volumes



Call Type Legend:
HazMat includes fuel or vapour; spills, leaks, or containment
Medical includes: cardiac arrest, emergency response, home or industrial accidents
Public Hazard includes: aircraft emergency, bomb removal standby, object removal, or power lines down
Public Service includes: assisting public, ambulance or police, locked in/out, special events, trapped in elevator, water removal

First Responder Totals

Medical first responder incidents comprised 54.2 per cent of the total emergency responses for RFR during the month of January 2017. A detailed breakdown of the medical incidents for January 2016 and 2017 is set out in the following table by sub-type. There were a total of 541 medical incidents in January 2017 compared to 484 in January 2016, an increase of 11.8 per cent.

Table 2a: January 2016 & 2017 Medical Calls by Type

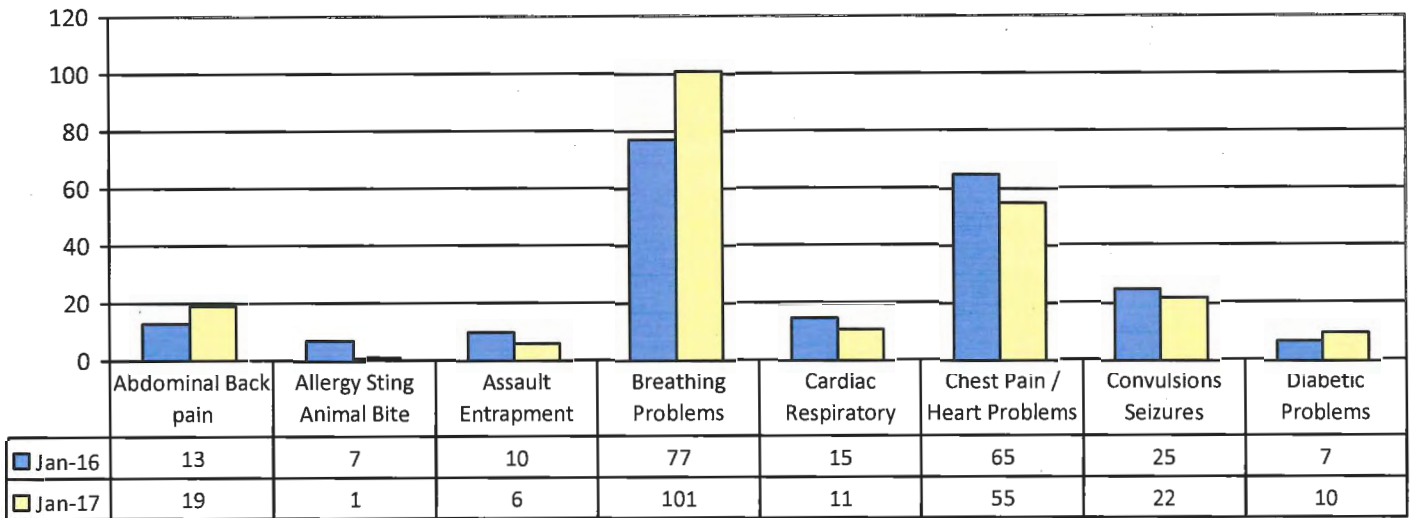
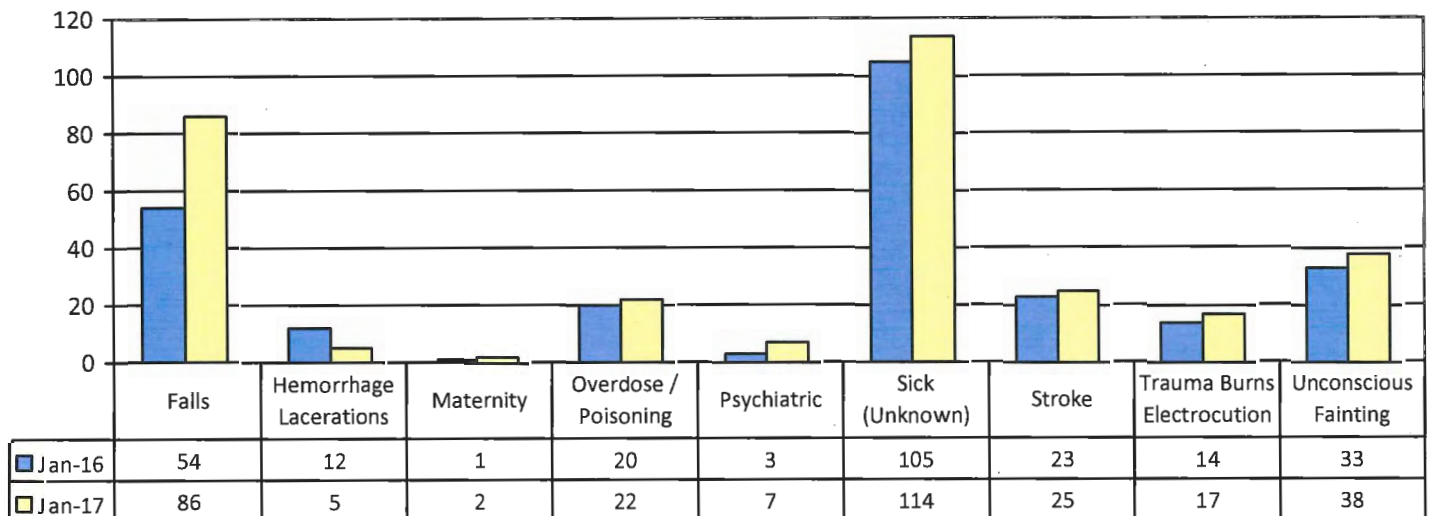


Table 2b: January 2016 & 2017 Medical Calls by Type



Fire Investigations

The fire investigation statistics for January 2017 are listed below:

Table 3: Total Fire Investigation Statistics – January			
	Suspicious	Accidental	Undetermined
Residential - Single-family	-	-	1
Residential - Multi-family	5	4	1
Commercial/Industrial	1	3	-
Outdoor	2	12	3
Vehicle	-	-	2
Totals	8	19	7

RFR investigators report all suspicious fires to the RCMP, while working alongside RCMP staff to address potential risks to the community.

Hazardous Materials

Table 4: HazMat Calls By Type – January	
	Details
Natural Gas / Propane Leaks (small)	8
Standby / Support for other Agency (RCMP)	1
Flammable/Combustible Liquids	1
Unclassified	1
Totals	11

Figure 1: Location of reportable fires attended in January (total 34)

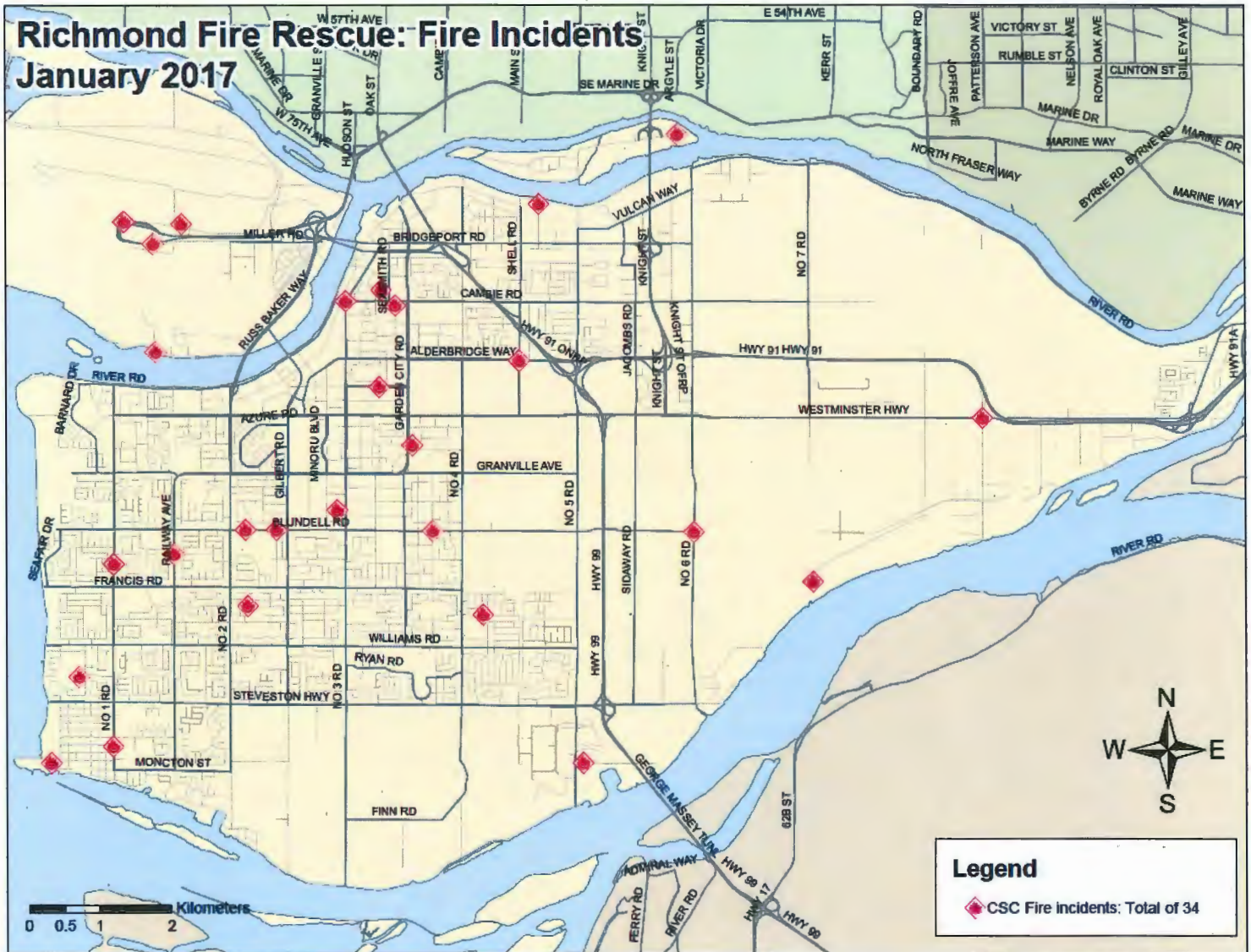


Figure 2: Location of medical calls in January (total 541)

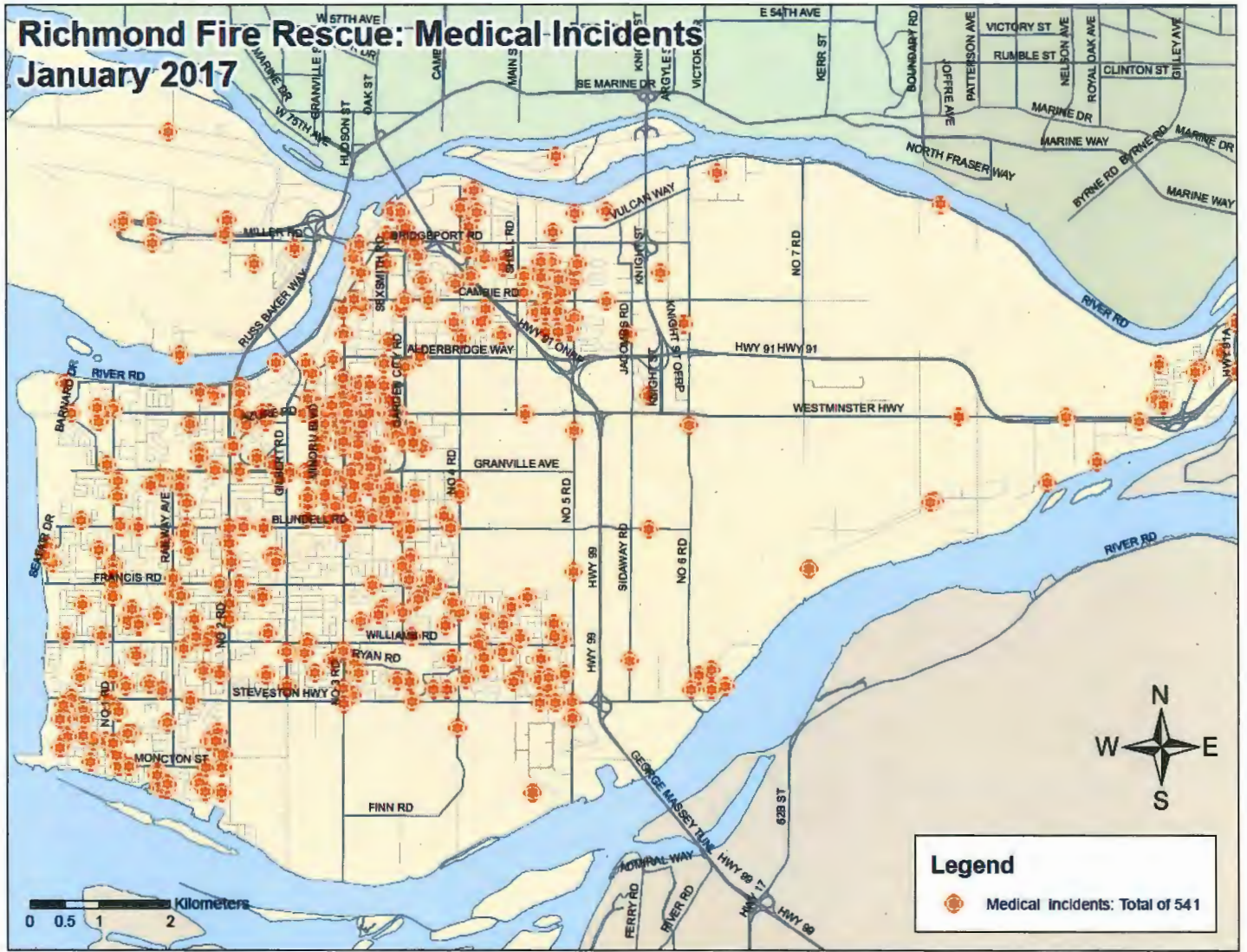


Figure 3: Location of MVI calls in January (total 104)

