



# City of Richmond

## Report to Committee

---

**To:** Community Safety Committee **Date:** January 23, 2015  
**From:** John McGowan **File:** 09-5000-01/2015-Vol  
Fire Chief, Richmond Fire-Rescue 01  
**Re:** **Richmond Fire-Rescue – December 2014 Activity Report**

---

### Staff Recommendation

That the staff report titled, “Richmond Fire-Rescue – December 2014 Activity Report”, dated January 23, 2015, from the Fire Chief, Richmond Fire-Rescue be received for information.

John McGowan  
Fire Chief  
(604-303-2734)

Att. 2

REPORT CONCURRENCE	
CONCURRENCE OF GENERAL MANAGER 	
REVIEWED BY STAFF REPORT / AGENDA REVIEW SUBCOMMITTEE	INITIALS: A
APPROVED BY CAO 	

## Staff Report

### Origin

This report provides Council with an update on Richmond Fire-Rescue (RFR) activities. Through the delivery of its programs and services, RFR continues to work towards the City's vision of being the most appealing, livable, and well-managed community in Canada. RFR is reporting on its activities in support of its mission:

*To protect and enhance the City's livability through service excellence in prevention, education and emergency response.*

This report supports Council's Term Goal #1 Community Safety:

*To ensure Richmond remains a safe and desirable community to live, work and play in, through the delivery of effective public safety services that are targeted to the City's specific needs and priorities.*

### Analysis

#### Community Involvement

Safety messages for December included: Careful Driving, Speed Reduction and Christmas Tree recycling safety tips. Media releases, Facebook posts and firehall sign messages were used to remind the public of these key safety points.

RFR participates in events and activities to advance public education and community bridge building. During December 2014 the following took place:

- Safety presentations were provided to *Richmond Stroke Recovery Group*, *The Opal Residence* on Saba Road and *the Andjela Mikoletic - Immigrant Service Society of BC ESL*. There were a total of 70 participants in attendance.
- Community events attended during December included the *Steveston Santa Parade* on Christmas Eve, the *IAFF L1286 Annual Kids Xmas Party*, the *Lighting of the Fire Hall Events* (Halls 1,2,4,5 and 6), the *Steveston Merchant Association Santa Event* and the *Burkeville Santa Parade* on Christmas Eve. Over 2,005 children and adults attended these events where crews engaged with the community groups, provided fire safety and public relations information.

#### Training

Power and Privilege training courses were delivered to all crew members over multiple dates during December. The sessions were designed to provide the crews with the most appropriate learning materials related to our environment and social understanding surrounding our community.

The recruit 12-month evaluations were carried out during December. All recruits successfully passed their 12-month exams. The exams consisted of yard drills performed throughout the year and three chapters from the International Fire Service Training Association manual. The recruits have now passed probation and have achieved the rank of firefighter.

Richmond Fire-Rescue Training department developed a Battalion Chief led training program entitled SLICE-RS (Size, Locate, Identify, Cool, Extinguish, Rescue and Salvage). The program is designed to give officers a broader understanding of attack at a fire scene, allowing improved decisions to be made from the arrival of the first apparatus. Following the training scheduled for January, crews will attending a live fire training event later in the year.

The training department delivered Blood and Body Fluid Exposure Control and Ebola Response Training to shift First Responder Instructors. Two ebola response kits (per apparatus) were assembled and will be distributed for placement on all RFR trucks.

### Emergency Response

Our goal is to respond to all calls quickly and minimize loss of life and property.

There were 30 fires in December 2014. Fire losses during the month are estimated at \$40,500. This total includes \$24,500 for building loss and \$16,000 for content loss. The total building and content value at risk was estimated to be \$323,039,800, and the total value preserved was \$322,999,300. These numbers translate to 99.9% of value protected (Figure 1).

<b>Figure 1: Fire Calls By Type and Loss Estimates – December</b>						
<b>Incident Type Breakdown</b>	<b>Call Volume</b>	<b>Estimated Building Value (\$)</b>	<b>Estimated Building Loss (\$)</b>	<b>Estimated Content Value (\$)</b>	<b>Estimated Content Loss (\$)</b>	<b>Estimated Total Value Preserved (\$)</b>
Residential:						
Single family	2	1,400,000	0	420,000	0	1,820,000
Multi family	8	103,000,000	0	30,700,000	0	133,700,000
Commercial / Industrial	5	58,500,000	5,000	17,500,000	16,000	75,979,000
Fire – Outdoor	10	85,000,500	10,500	26,500,000	0	111,490,000
Vehicle	5	19,000	9,000	300	0	10,300
<b>Totals*</b>	<b>30</b>	<b>247,919,500</b>	<b>24,500</b>	<b>75,120,300</b>	<b>16,000</b>	<b>322,999,300</b>

\*The dollar losses shown in this table are preliminary estimates. They are derived from RFR's record management system and are subject to change due to delays in reporting and confirmation of actual losses from private insurance agencies (as available).

Fire crews minimized loss and limited the fire to the place of origin in notable December incidents:

1. Crews responded to reports of fire/smoke from a transit train car on the Canada Line Skytrain located at No 3 Road and Cambie. On arrival crews found no sign of smoke or fire, however a slight electrical burning smell was present. On inspection, it was found that the smell was the result of a seized undercarriage part. RFR crews worked with Transit staff on the evacuation of passengers from the train car to the train platform.
2. Fire crews responded to a structure fire at a commercial property located on Viking Way. The fire was in a waxing machine. Crews extinguished the flames and the waxing machine was cooled down to prevent further flare up.
3. Crews responded to an alarm call located in a mechanical room at Vancouver International Airport. On arrival, crews found the floor covered by 1-2 cm of water. Laying in the water was a charged extension cord against a wooden pallet. As the water level slowly increased, it had caused the contacts of the extension cord to short, resulting in one end of the cord heating up and melting and starting combustion the wooden pallet. An electrical engineer sourced where the extension cord was plugged in and disconnected it. RFR crews assisted with securing the extension cord to a safe location for a later investigation.
4. Crews attended multiple calls during December for outdoor fires including: a fire of a pile of papers in a parkade located on Bath Road and a fire in a dumpster located on Dyke Road. Both fires were suspicious in nature and are under investigation by RFR.
5. During December crews attended multiple kitchen related fires including: a stove fire cause by plastic containers inside an oven at McBurney Drive; a grill fire in a commercial kitchen on Blundell Road; a stove fire at a private residence on Springfield Road which had been put out by occupant; a stove fire at Lansdowne Road; a plastic kettle fire at Bayview Street and a pot-on-stove fire on Auburn Drive. At all locations where a smoke was present, crews provided ventilation to the areas.

RFR crews responded to multiple medical and rescue incident calls, including:

1. A pedestrian was struck by an SUV. The victim an elderly women suffered severe head trauma and did not recover from the impact. RFR crews provided immediate scene and traffic control. Due to the nature of the scene, RFR's Crisis Incident Stress Management (CISM) protocols were engaged. A post incident defusing was immediately held for the 7 RFR members that attended.
2. A cardiac patient, located on Kingfisher Drive, was provided CPR and an AED was used to resuscitate the patient. RFR crews provided patient care and handover to the BC Ambulance Services (BCAS) on arrival. The patient was transported to hospital for further care.

3. A single vehicle motor vehicle incident located at No 2 Road. On arrival crews found that a vehicle had backed into a garage door and the side of the garage causing the corner support to be torn out and the exterior wall to be torn open. RFR Crews contacted the City's works yard to send a carpenter to stabilize the corner of the garage. RFR Crews left the scene with the property manager who was continuing on with efforts to make the garage safe.
4. A two car motor vehicle incident on No 1 and Williams Road. On arrival RFR Crews found a two vehicle motor vehicle incident in the northeast corner of the intersection. The driver of one vehicle was suffering with neck pain and the driver and passenger of the other vehicle were experiencing neck and chest pains. Both vehicles had airbag deployment. RFR assisted with patient removal including the use of the Jaws of Life to cut one patient out of their vehicle and assisted BCAS with patient care for transport to hospital.

Analysis of events shows an increase in medical incidents relating to cardiac and general sickness problems. Call volumes fluctuate from year to year and can be driven by weather conditions such as extreme cold or the presence of ice, snow or rain. The increase of medical calls is primarily attributed to the inclement weather during December.


A summary of 9-1-1 emergency response statistics is found in Attachment 1, Tables 1, 2, 3 and 4. The location of fire, medical and motor vehicle incident calls in December are depicted in Attachment 2, Figures 1, 2 and 3.

### **Financial Impact**

None

### **Conclusion**

Our service delivery model is prevention focused and based on the belief that prevention, education and emergency response activities must be well established and integrated to have a positive impact on community safety. We believe "safety is everyone's responsibility and it is always better to prevent a situation from occurring".



John McGowan  
Fire Chief  
(604-303-2734)

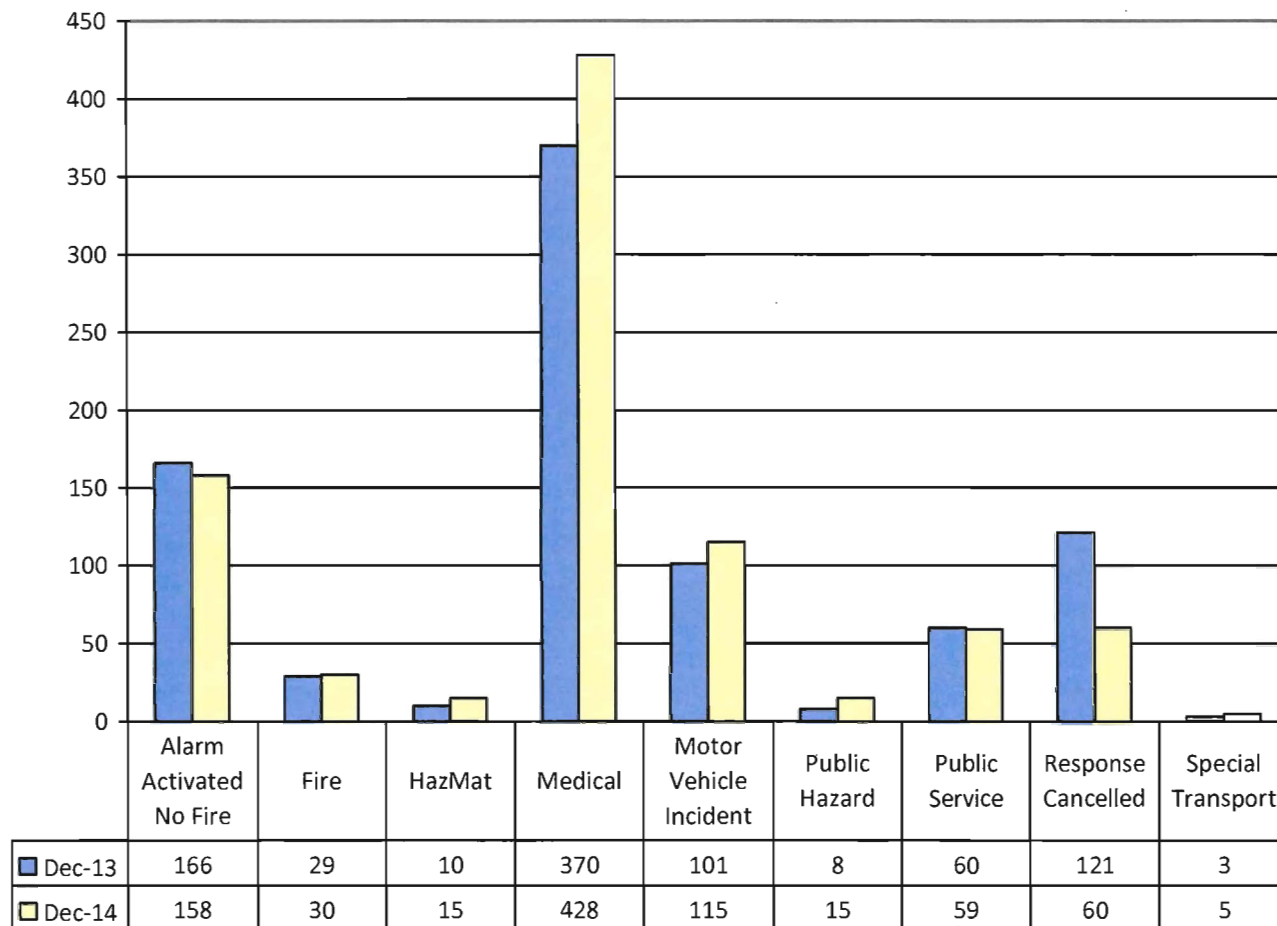
JM:js

Att. 1: Suppression Activity  
Att. 2: Location of December's Fire, Medical and MVI calls

**Suppression Activity**

The following chart provides a month to month comparison regarding incidents occurring in December 2013 and 2014. In December 2014, there were a total of 885 incidents, compared to 868 in December 2013. This represents an increase of 2%.

**Table 1: December 2013 & 2014 Calls for Service Volumes**



**Call Type Legend:**

**HazMat:** includes fuel or vapour; spills, leaks, or containment

**Medical** includes: cardiac arrest, emergency response, home or industrial accidents

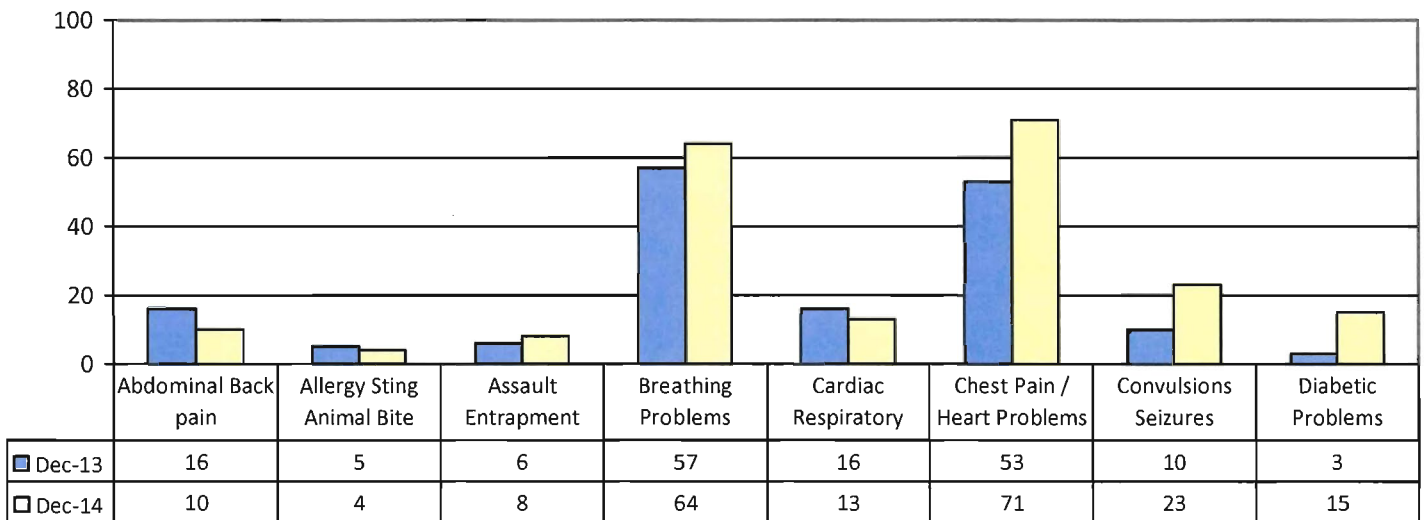
**Public Hazard** includes: aircraft emergency, bomb removal standby, object removal, or power lines down

**Public Service** includes: assisting public, ambulance or police, locked in/out, special events, trapped in elevator, water removal

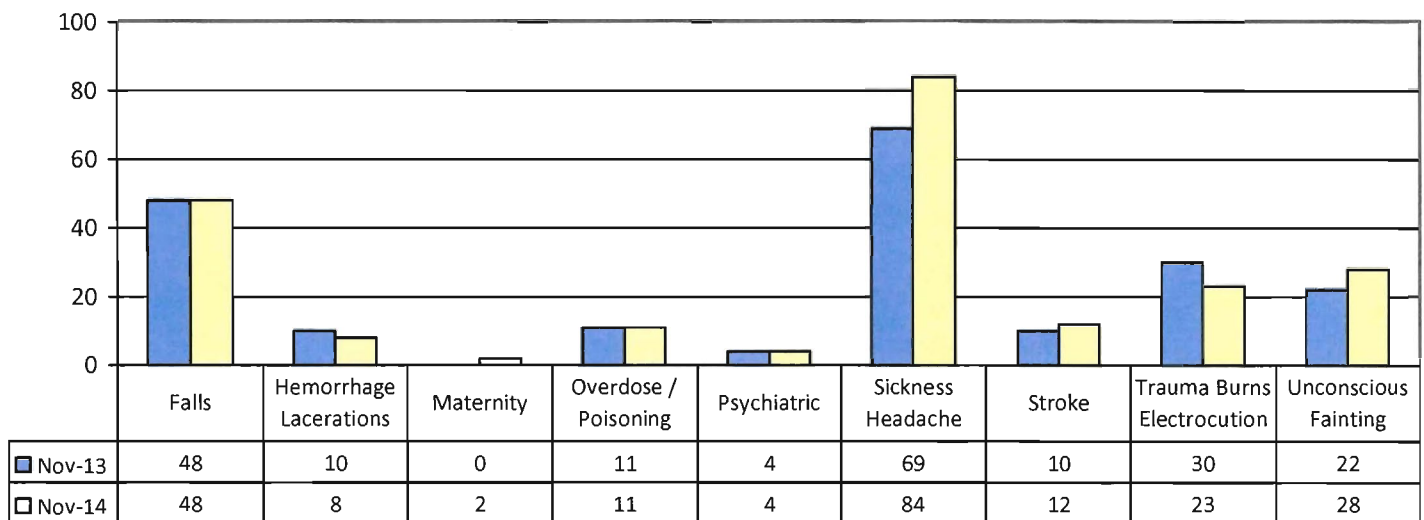
**First Responder Totals**

Medical First Responder incidents comprised 48% of the total emergency responses for RFR during the month of December. A detailed breakdown of the medical incidents for December 2013 and 2014 is set out in the following table by sub-type. There were a total of 428 medical incidents in December 2014 compared to 370 in December 2013 an increase of 15%.

**Table 2a: December 2013 & 2014 Medical Calls by Type**



**Table 2b: December 2013 & 2014 Medical Calls by Type**



## Fire Investigations

The fire investigation statistics for December 2014 are listed below:

<b>Table 3: Total Fire Investigation Statistics – December</b>			
	<b>Suspicious</b>	<b>Accidental</b>	<b>Undetermined</b>
Residential - Single-family	-	1	1
Residential - Multi-family	-	5	3
Commercial/Industrial	-	4	1
Fire – Outdoor	2	1	7
Vehicle	-	1	4
<b>Totals</b>	<b>2</b>	<b>12</b>	<b>16</b>

All suspicious fires are reported to the RCMP, and Richmond Fire-Rescue Investigators work in conjunction with staff at the RCMP to address any risks to the community.

## HazMat

<b>Table 4: HazMat Calls By Type – December</b>	
	<b>Details</b>
Flammable / combustible Liquids	2
Natural Gas / Propane Leaks (small)	9
Toxic / Infectious Substances	1
Unclassified	3
<b>Totals</b>	<b>15</b>



Figure 1: Location of fires in January (total 30)

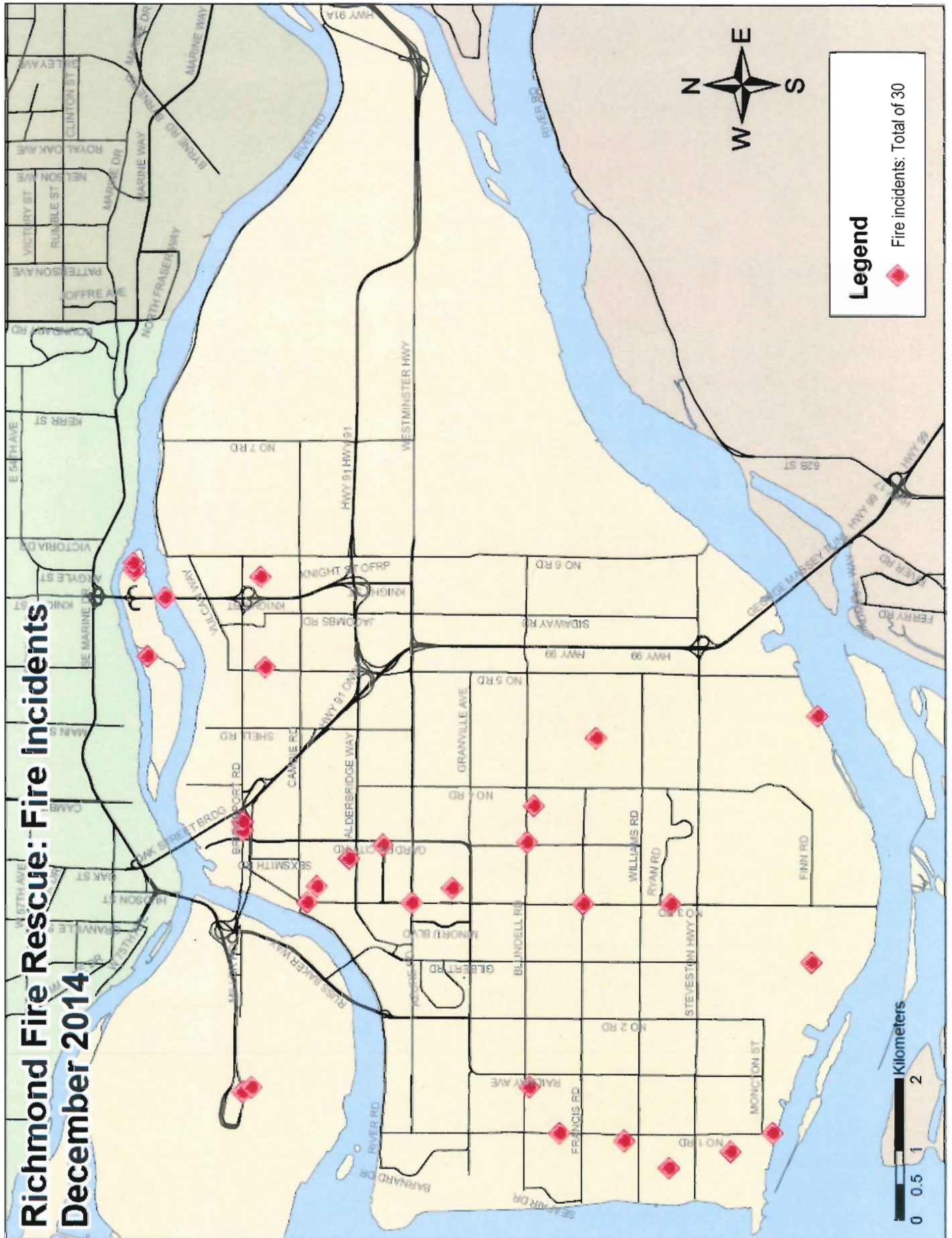


Figure 2: Location of medical calls in January (total 428)

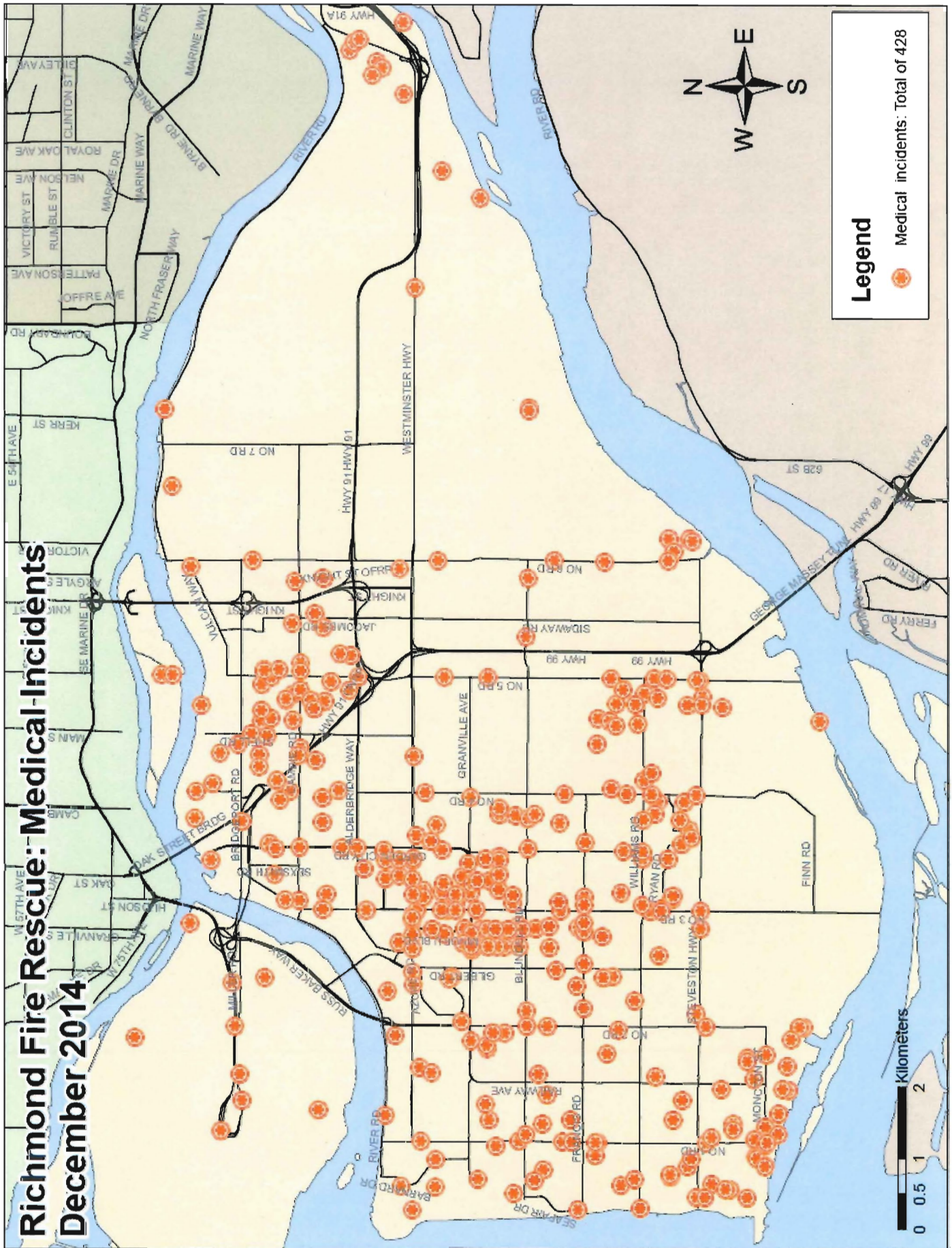


Figure 3: Location of MVI calls in January (total 115)

