



City of Richmond

Report to Committee

To: Community Safety Committee **Date:** December 9, 2016
From: Rendall Nasset, Superintendent
Officer In Charge, Richmond RCMP **File:** 09-5000-01/2016-Vol
01
Re: RCMP's Monthly Activity Report – November 2016

Staff Recommendation

That the report titled "RCMP's Monthly Activity Report – November 2016" dated December 9, 2016 from the Officer in Charge, Richmond RCMP, be received for information.

Rendall Nasset, Superintendent
Officer In Charge, Richmond Detachment
(604-278-1212)

Att. 4

REPORT CONCURRENCE	
CONCURRENCE OF GENERAL MANAGER ^(acting) 	
REVIEWED BY STAFF REPORT / AGENDA REVIEW SUBCOMMITTEE	INITIALS: DW
APPROVED BY CAO 	

Staff Report

Origin

At the request of the Community Safety Committee, the Officer in Charge will keep Council informed on matters pertaining to policing in the Richmond community. This monthly activity report for the RCMP provides information on each of the following areas:

1. Activities and Noteworthy Files
2. Analysis of Crime Statistics
3. Auxiliary Constables
4. Block Watch
5. Community Police Stations and Programs
6. Crime Prevention Unit
7. Road Safety Unit
8. Victim Services
9. Youth Section

This report supports Council's 2014-2018 Term Goal #1 A Safe Community:

Maintain emphasis on community safety to ensure Richmond continues to be a safe community.

Analysis

Below is the RCMP's monthly report for November 2016.

1. Activities and Noteworthy Files

Vehicle-Multi-Cyclist Accident

On November 6, 2016, Richmond RCMP officers responded to a collision at the 23000 block of River Road. A 2013 Lexus travelling west on River Road collided with six cyclists who were traveling east. A 33-year old male cyclist from Vancouver died at the scene. Two other cyclists were in critical condition and one cyclist was in serious condition. The remaining cyclists suffered minor injuries. The sole occupant driver of the Lexus, a 19 year old male from Burnaby, was not injured. The incident is under investigation.

Meth Labs Located in Richmond Residences

On November 9, 2016, a search warrant was executed by the Richmond RCMP at a residence in the 7000 block of Schaefer Avenue. The RCMP Clandestine Enforcement and Response Team located a large scale methamphetamine lab operation inside the home. Chemicals and lab equipment were located in various parts of the unoccupied residence. The entire residence was contaminated with illicit and toxic products. Three arrests were made in connection to this drug operation. The investigation continues.

On November 9, 2016 a search warrant was executed at the 7500 block of Lucas Road where another methamphetamine lab was discovered. Drugs and equipment were seized and a suspect was arrested. The investigation continues.

2. Analysis of Crime Statistics

Arson

In November 2016 there were five incidents of arson, which is no increase from November 2015 and a 66 percent increase from October 2016. Arson at this time is within the 5-year statistical average range.

Assault with a Weapon

There were 13 assaults with a weapon, which is an increase of 44 percent from November 2015 and a 116 percent increase from October 2016. Assault with a weapon is within the 5-year statistical average range.

Drugs

There were 46 drug incidents, which is a decrease of 51 percent from November 2015 and a two percent decrease from October 2016. Drug incidents are below the 5-year statistical average range.

Residential Break and Enter

There were 63 break and enters, which is an increase of 28 percent from November 2015 and a 117 percent increase from October 2016. Residential break and enters are within the 5-year statistical average range.

Sexual Assault

There were eight sexual offences, which is a 300 percent increase from November 2015 and a 60 percent increase from October 2016. Sexual offences are within the 5-year statistical average range.

Shoplifting

There were 65 shoplifting thefts, which is a 5.7 percent decrease from November 2015 and a six percent increase from October 2016. Shoplifting is above the 5-year statistical average range.

Theft from Auto

There were 160 thefts from auto incidents, which is a 25 percent decrease from November 2015 and a 17 percent decrease from October 2016. Theft from auto is within the 5-year statistical average range.

Violent Crime

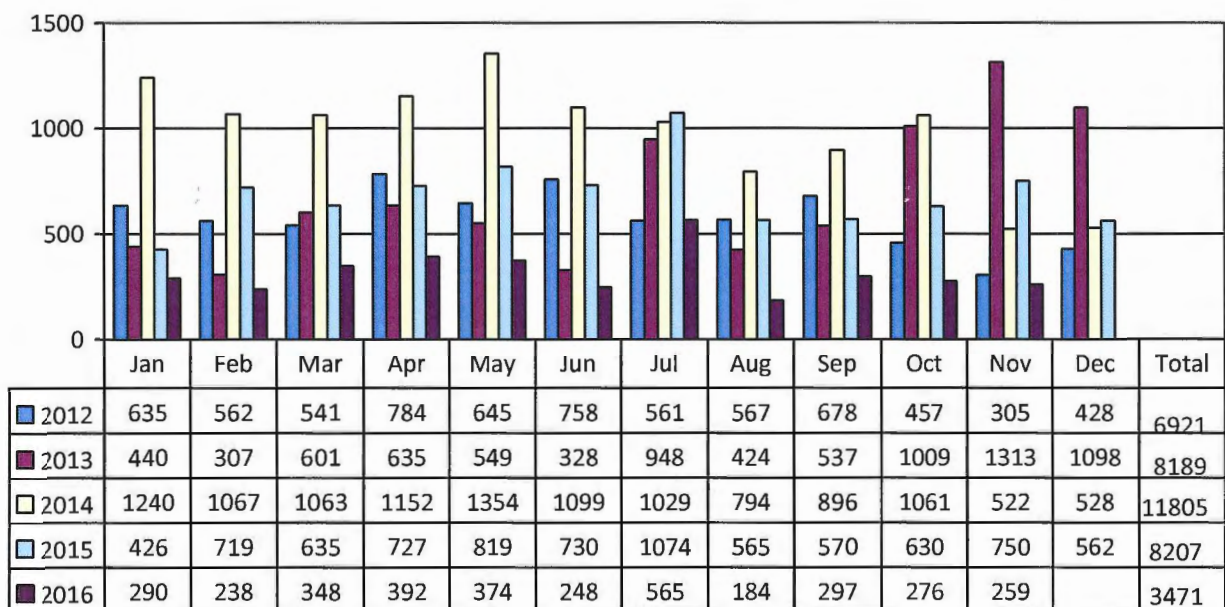
There were 109 violent crime incidents, which is a six percent increase from November 2015 and a 19 percent increase from October 2016. Violent crime is within the 5-year statistical average range.

3. Auxiliary Constables

In November 2016, Richmond RCMP Detachment (the Detachment) had a total complement of 37 auxiliary constables who provided 259 volunteer hours. This is a six percent decrease of hours from October 2016 and a 65 percent reduction from November 2015. Volunteer hours remain significantly reduced in 2016 due to directives from the RCMP National Headquarters. Auxiliary constables are now required to have RCMP officers in attendance at events.

Figure 1 compares the monthly hours of service provided by month from 2012 to 2016.

Figure 1: Auxiliary Constable Volunteer Hours



Auxiliary Constable Activities

Auxiliary Constables attend events in the community to promote positive police presence, support regular members and provide traffic and crowd control. During the month of November auxiliary constables participated in:

- Christmas Toy Drive
- Crime Reduction Initiatives
- Crime Watch
- Pedestrian Safety
- Remembrance Day
- School Sports Program

4. Block Watch

Block Watch Activities

At the end of November 2016 the Block Watch program had 432 groups containing 9964 participants. Currently, the program includes 571 captains having increased by one captain, one group and 22 participants.

5. Community Police Station Programs

Community Police Station Activities

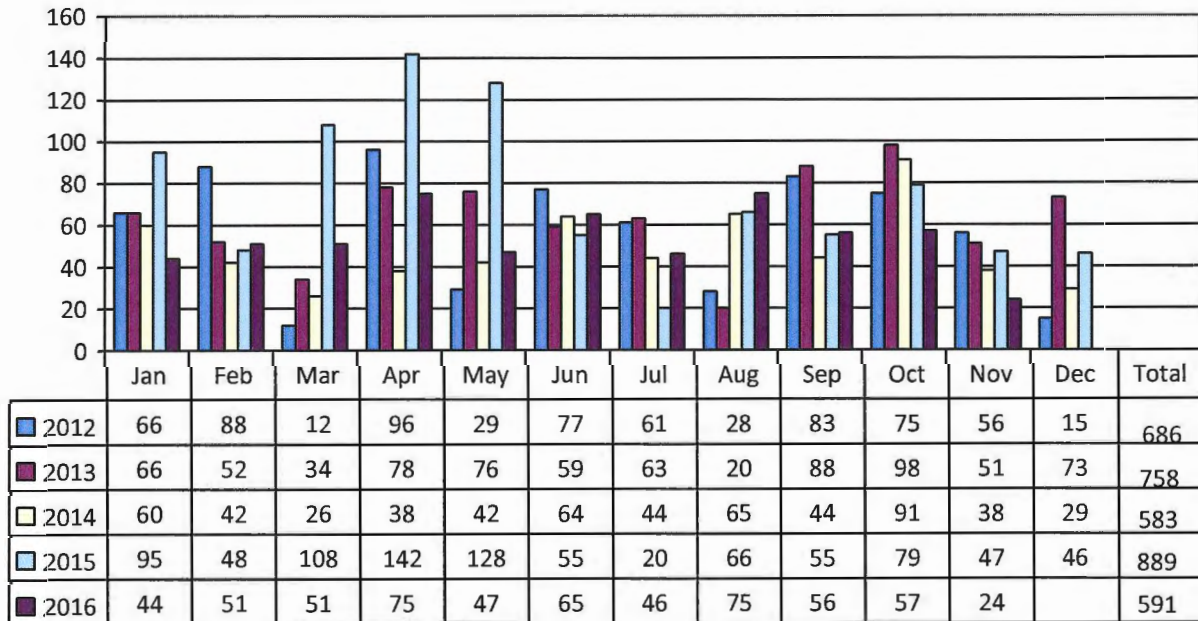
Community police stations continue to enhance the Detachment's policing service by providing an array of crime prevention resources and community safety initiatives. City staff and volunteers pursued safety initiatives which enhanced crime prevention program awareness, community engagement, police accessibility and reduced anxiety and fear levels related to crime. The demographics of the programs vary from month to month based on weather conditions, seasonal initiatives, events and the availability of the volunteers. During the month of November highlights of volunteer activities included:

- Deploying 21 bike/foot and van patrols totalling 924 hours;
- Conducting 26 Fail to Stop deployments which resulted in 646 warning letters;
- Handing out 1,478 reflectors and 1,756 arm bands during pedestrian safety initiatives on November 3 and November 22, 2016;
- Conducting Speed Watch on 5,693 vehicles at various locations in Richmond;
- Conducting Lock Out Auto Crime on 6,162 vehicles at various locations in Richmond;
- Participating in the Christmas Toy Drive on November 19 and November 25, 2016;
- Attending the Volunteer Appreciation Dinner on November 24 at the Pacific Gateway Hotel; and
- Locating a stolen vehicle from Surrey at Minoru Park.

Distracted Drivers

Figure 2 provides a comparison by year of the number of letters sent to registered owners.

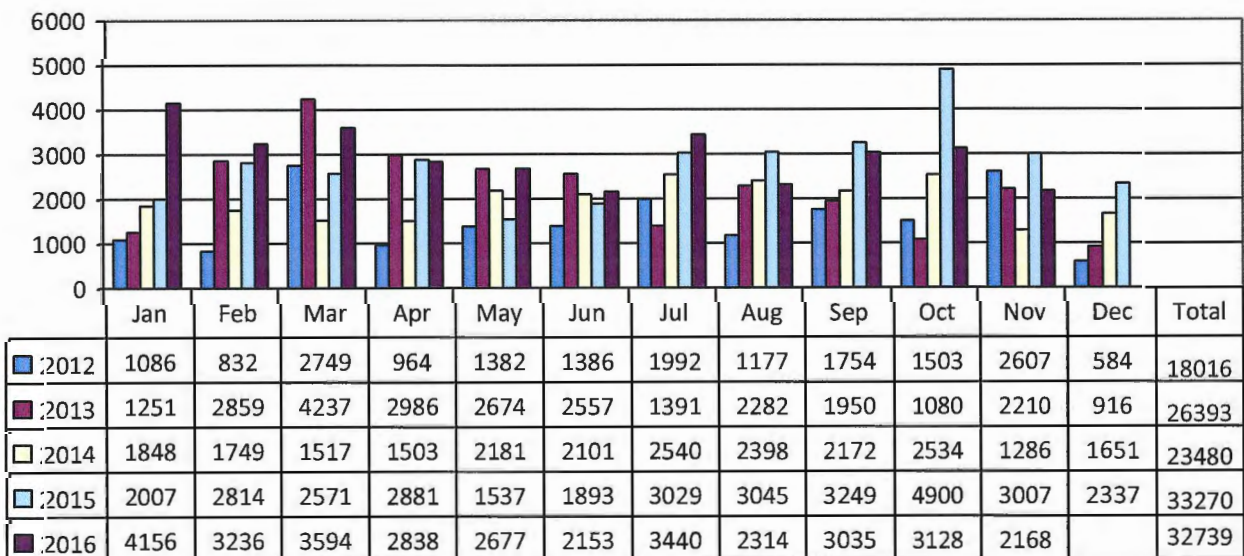
Figure 2: Distracted Drivers Letters Sent



Lock-Out Auto Crime

Figure 3 provides a comparison by year of the number of vehicles notices issued.

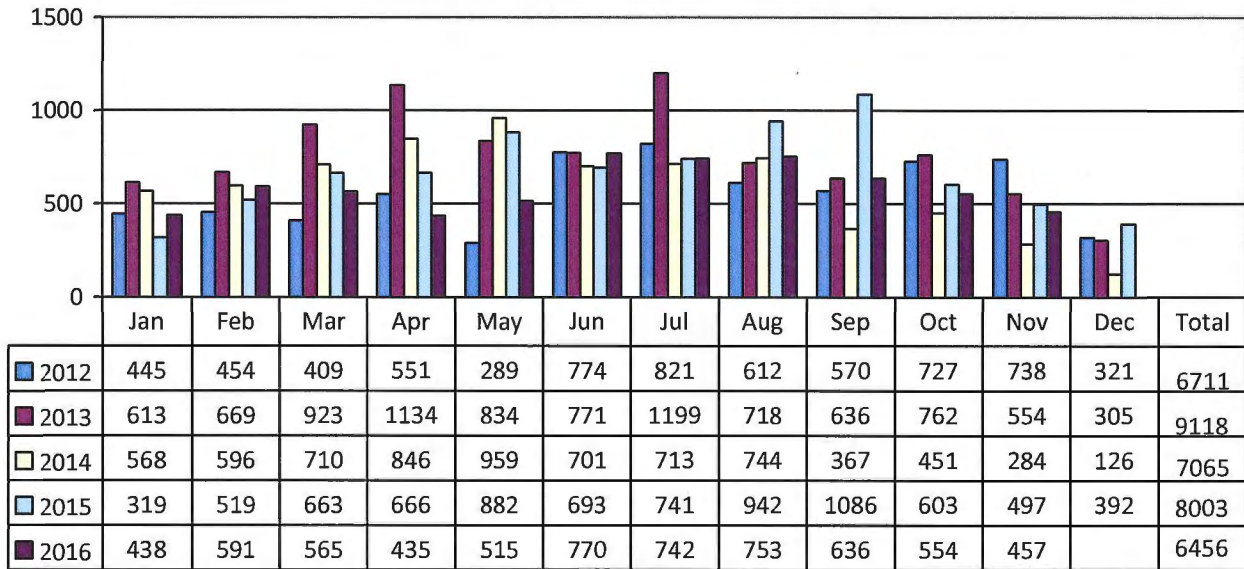
Figure 3: Lock Out Auto Crime Vehicles Issued a Notice



Speed Watch

Figure 4 provides a comparison by year of the number of letters sent to registered owners.

Figure 4: Speed Watch Letters Sent



6. Crime Prevention Unit

Crime Prevention reduces crime and enhances community engagement through public awareness and dialogue initiatives. During the month of November the Crime Prevention unit participated in:

- A mail theft outreach event, organized by Crime Prevention officers, General Duty officers and the Community Response Team, educated homeowners about mail and identity theft.
- Training Community Police Station coordinators and volunteers on Project 529. Community Police Stations are now able to offer bike registration services.
- Facilitating with Richmond Cares, Richmond Gives and Richmond Children First in distributing \$5000 contributed by an anonymous donor to 10 families in need.
- Collaborating with Project-Ignite the Warmth to locate a storage space. Ignite the Warmth is a charitable project designed to provide a first-hand experience for youth by giving back to the community.
- Working with the Pacific Autism Family Centre, Autism Speaks Canada, and the Richmond RCMP Detachment Training Section to develop police training on autism spectrum disorders to be delivered in 2017.
- The 2nd annual RCMP Toy Drive and Breakfast was a tremendous success resulting in the collection of hundreds of gifts and \$1,800 for Richmond Cares, Richmond Gives who operate the Richmond Christmas Fund.
- A site security assessment and addressed security protocols at two local synagogues.

7. Road Safety Unit

The Road Safety Unit makes Richmond's roads safer through evidence-based traffic enforcement, investigation of serious vehicle collisions, and public education programs. The statistics below compare November 2016 data to both September and October 2016.

The Moving Violations category refers to violations such as unsafe lane change and unsafe passing. The Vehicle category refers to motor vehicle regulation defects such as no insurance and no lights. The Other category refers to other motor vehicle infractions such as miscellaneous charges including fail to remain at the scene of accident and failing to stop for police.

Violation Tickets were issued for the following infractions:

Infraction	September 2016	October 2016	November 2016
Distracted Driving	173	187	79
Driver License	163	174	88
Impaired	24	43	44
Intersection offences	121	121	102
Moving Violations	155	189	87
Speeding	354	350	93
Seatbelts	15	19	5
Vehicle Related	98	139	63
Other	110	50	83
Total	1213	1272	644

Notice and Orders issued for the following infractions:

Infraction	September 2016	October 2016	November 2016
Distracted Driving	17	12	12
Driver License	19	17	28
Intersection	35	44	52
Moving Violations	64	62	74
Speeding	84	72	43
Seatbelts	6	3	1
Vehicle Related	97	177	92
Other	0	0	0
Total	322	387	302

Parking Tickets:

Name	Act	Example	Sept 2016	Oct 2016	Nov 2016
Parking	Municipal Bylaw	Municipal parking offences	82	42	76

8. Victim Services

In November 2016 Richmond RCMP Victim Services provided on-going support to 58 clients and attended 13 crime/trauma scenes. The unit maintains an active caseload of 188 on-going files.

In addition, Victim Services responded to a number of cases involving medical related sudden deaths, threatening behaviour, and fatal motor vehicle collisions. Victim Services provides on-going emotional support and some cases were referred for long term assistance.

9. Youth Section

The Detachment's Youth Section focuses on strategies that contribute to safe and healthy behaviours essential to the development of productive and civic-minded adults. During the month of November Youth Section members participated in:

- A meeting and public forum with Vancouver Coastal Health to discuss information surrounding the current Fentanyl public health emergency. Prevention and enforcement initiatives were reviewed.
- The Pacific Autism Family Centre Grand Opening on November 9, 2016.
- The Richmond School District's Annual City Centre Volleyball Classic on November 16, 2016.
- School Action for Emergencies (SAFE) lock down drills at Palmer and London Secondary Schools on November 15 and November 22, 2016. Richmond Detachment is currently 100 percent compliant with uploading SAFE School Plans that deliver site-specific emergency response plans. These plans help front-line members respond efficiently to critical incidents.
- Youth Section began the eight week Youth Squad course. The weekly course takes place once a week at the Detachment and is put on by Youth Section officers. Thirty-two students were given the opportunity to meet police officers and learn about their work activities in Road Safety, Police Dog Service, Drug Section, Emergency Response, and Forensic Services Unit. The Canadian Armed Forces, BC Ambulance Service, and Richmond Fire-Rescue also participate in this program.

Financial Impact

None.

Conclusion

The Officer in Charge, Richmond Detachment continues to ensure Richmond remains a safe and desirable community.



Edward Warzel
Manager, RCMP Administration
(604-207-4767)

EW:jl

- Att. 1: Community Policing Programs Definition
- 2: Crime Statistics
- 3: Crime Maps
- 4: November 2016 sample of police occurrences in Richmond

Auxiliary Constables

- The primary mandate of Richmond's Auxiliary Constables is to support community policing activities related to public safety and crime prevention.
- For more information, visit www.richmond.ca/safety/police/prevention/auxiliary.htm

Block Watch

- Community-based crime prevention program aimed at helping neighbors organize themselves to prevent crime.
- Residents can receive email alerts of neighbourhood residential break and enters by registering their email addresses at: blockwatch@richmond.ca
- For more information, visit www.richmond.ca/safety/police/prevention/blockwatch.htm

Difference Maker Project

- The Difference Maker Project is an off-shoot of the School Sports Programs. Elementary school students are mentored by teachers, police officers and community ambassadors. This activity aims to encourage social and civic responsibility amongst elementary and secondary school aged youth through community projects.

Distracted Driving Program

- Trained volunteers monitor intersections and observe distracted drivers.
- A letter is sent to the registered owner of the offending vehicle with information on the safety risks associated to the observed behaviour and applicable fine amounts.
- For more information, visit www.richmond.ca/safety/police/prevention/programs.htm

Fail to Stop

- Trained volunteers monitor areas that have been referred to the program by local businesses or residents where drivers are not making a full stop at the stop sign, or running a red light.
- An information letter is sent to the registered owner of the vehicle advising them the date, time and location and applicable fine amounts if the driver received a violation ticket.

Lock Out Auto Crime

- Co-sponsored by the Insurance Corporation of BC (ICBC), volunteers patrol city streets and parking lots looking for automobile security vulnerabilities.
- Notices supplied by ICBC are issued to every vehicle inspected indicating to the owner what issues need to be addressed in order to keep the vehicle and contents secure.
- For more information, visit
- www.richmond.ca/safety/police/personal/vehicle.htm

Project 529

- This program allows riders to easily and securely register their bikes. This up-to-date database of bikes alerts its registrants if a fellow 529 bike is stolen.
- Project 529 is a unique, multi-national registry that holds a database of all registered and stolen bikes.

Speed Watch

- Co-sponsored by ICBC, promotes safe driving habits by alerting drivers of their speed.
- Trained volunteers are equipped with radar and a speed watch reader board that gives drivers instant feedback regarding their speed.
- Volunteers record the license plate number and the speed, and a letter is sent to the registered owner of the offending vehicle. The letter includes the date, time and location and applicable fine amounts if the driver received a violation ticket.

Stolen Auto Recovery

- Co-sponsored by ICBC, trained volunteers equipped with portable computers identify stolen vehicles.
- These volunteers recover hundreds of stolen vehicles each year throughout the Lower Mainland.

Volunteer Bike and Foot Patrol Program

- Trained volunteers patrol Richmond neighbourhoods reporting suspicious activities and providing a visible deterrent to crime and public order issues.



NOVEMBER 2016 STATISTICS

This chart identifies the monthly totals for all founded Criminal Code incidents, excluding Traffic Criminal Code. Based on Uniform Crime Reporting (UCR) scoring, there are three categories: (1) Violent Crime, (2) Property Crime, and (3) Other Criminal Code. Within each category, particular offence types are highlighted in this chart. In addition, monthly totals for Controlled Drugs and Substances Act (CDSA) incidents are included.

The Average Range data is based on activity in a single month over the past 5 years. If the current monthly total for an offence is above average, it will be noted in **red**, while below-average numbers will be noted in **blue**.

Year-to-Date percentage increases of more than 10% are marked in **red**, while decreases of more than 10% are **blue**. Please note that percentage changes are inflated in categories with small numbers (e.g.: Sexual Offences).

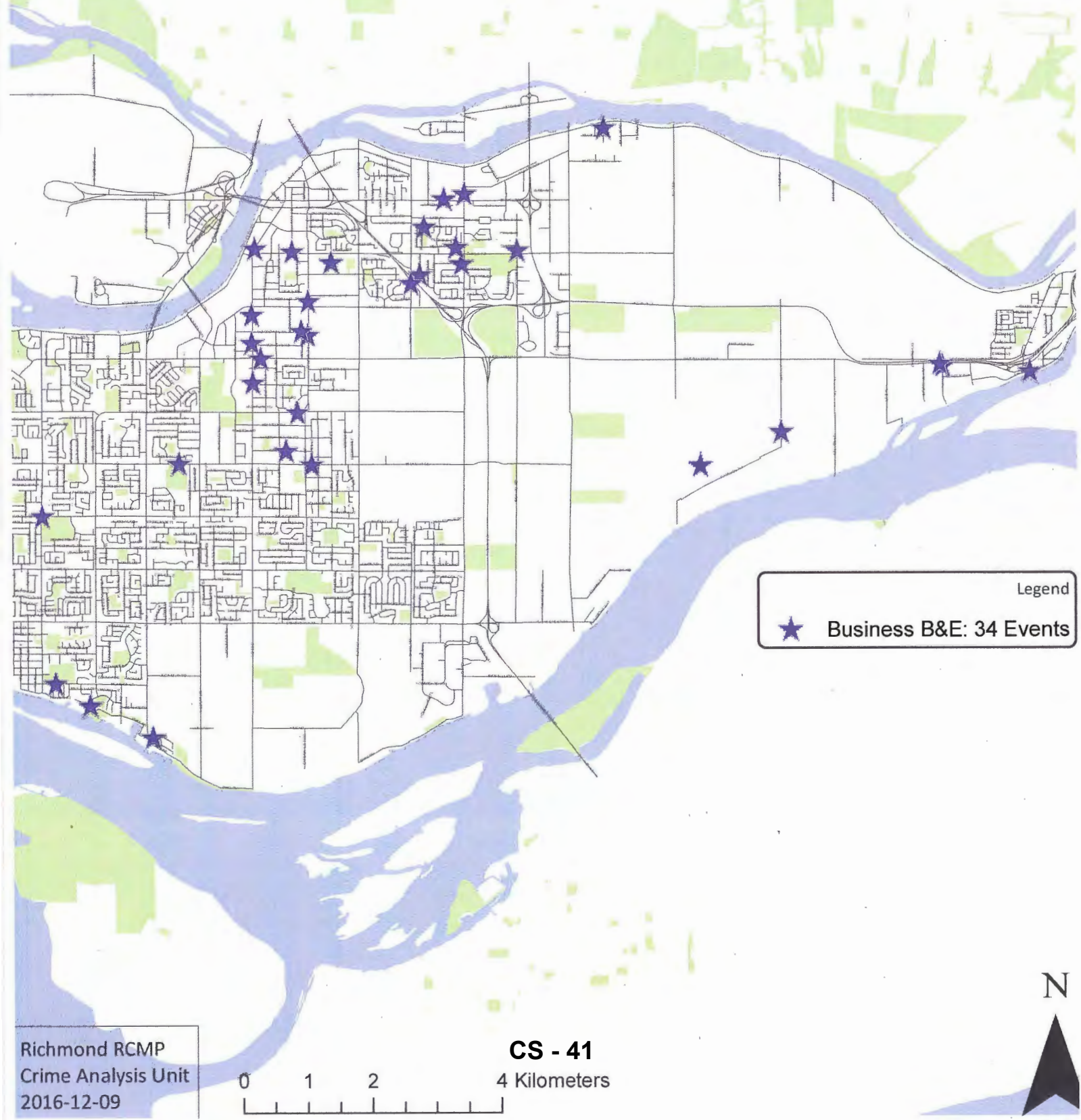
	CURRENT MONTH	5-YR AVERAGE	5-YR AVERAGE RANGE	YEAR-TO-DATE TOTALS			
	Nov-16	November		2015	2016	% Change	Change in # of Incidents
VIOLENT CRIME (UCR 1000-Series Offences)	109	104.8	95-115	1110	1269	14.3%	159
<i>Robbery</i>	6	11.2	7-16	66	83	25.8%	17
<i>Assault Common</i>	32	40.0	38-42	423	423	0.0%	0
<i>Assault w/ Weapon</i>	13	9.6	7-13	116	121	4.3%	5
<i>Sexual Offences</i>	8	5.0	2-8	51	78	52.9%	27
PROPERTY CRIME (UCR 2000-Series Offences)	607	691.4	608-775	7561	7456	-1.4%	-105
<i>Business B&E</i>	34	38.8	20-58	333	339	1.8%	6
<i>Residential B&E</i>	63	69.2	43-95	639	540	-15.5%	-99
<i>MV Theft</i>	27	29.6	20-40	348	312	-10.3%	-36
<i>Theft From MV</i>	160	216.4	148-285	2146	2284	6.4%	138
<i>Theft</i>	92	112.4	96-129	1379	1135	-17.7%	-244
<i>Shoplifting</i>	65	56.0	48-64	608	747	22.9%	139
<i>Fraud</i>	45	41.8	34-49	612	503	-17.8%	-109
OTHER CRIMINAL CODE (UCR 3000-Series Offences)	156	161.0	133-189	2194	2016	-8.1%	-178
<i>Arson - Property</i>	5	5.4	3-7	54	52	-3.7%	-2
SUBTOTAL (UCR 1000- to 3000-Series)	872	957.2	897-1017	10862	10741	-1.1%	-121
DRUGS (UCR 4000-Series Offences)	46	74.4	50-99	686	717	4.5%	31

Prepared by Richmond RCMP.

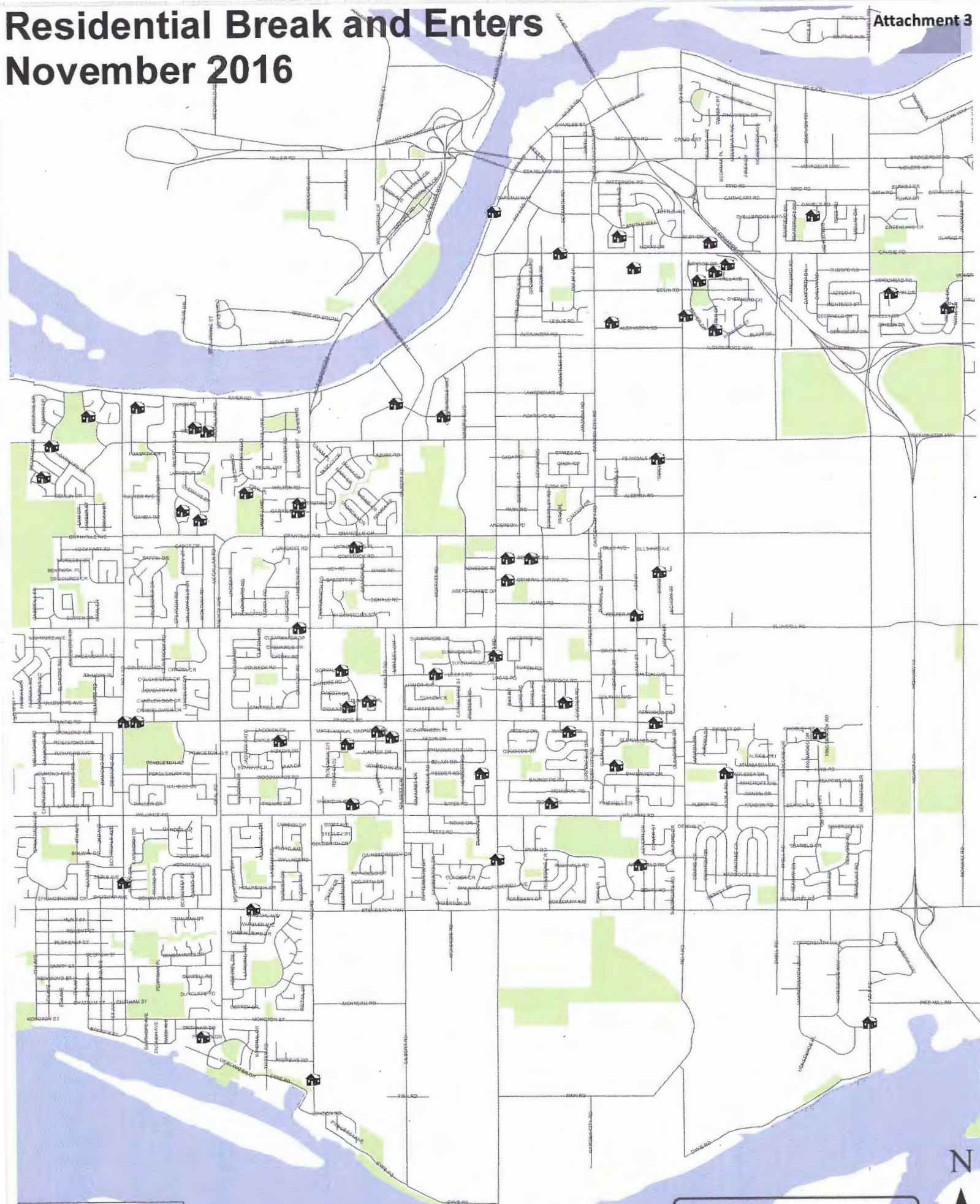
Data collected from PRIME on 2016-12-05. Published 2016-12-05.

This data is operational and subject to change. This document is not to be copied, reproduced, used in whole or part or disseminated to any other person or agency without the consent of the originator(s).

Business Break and Enters November 2016



Residential Break and Enters November 2016



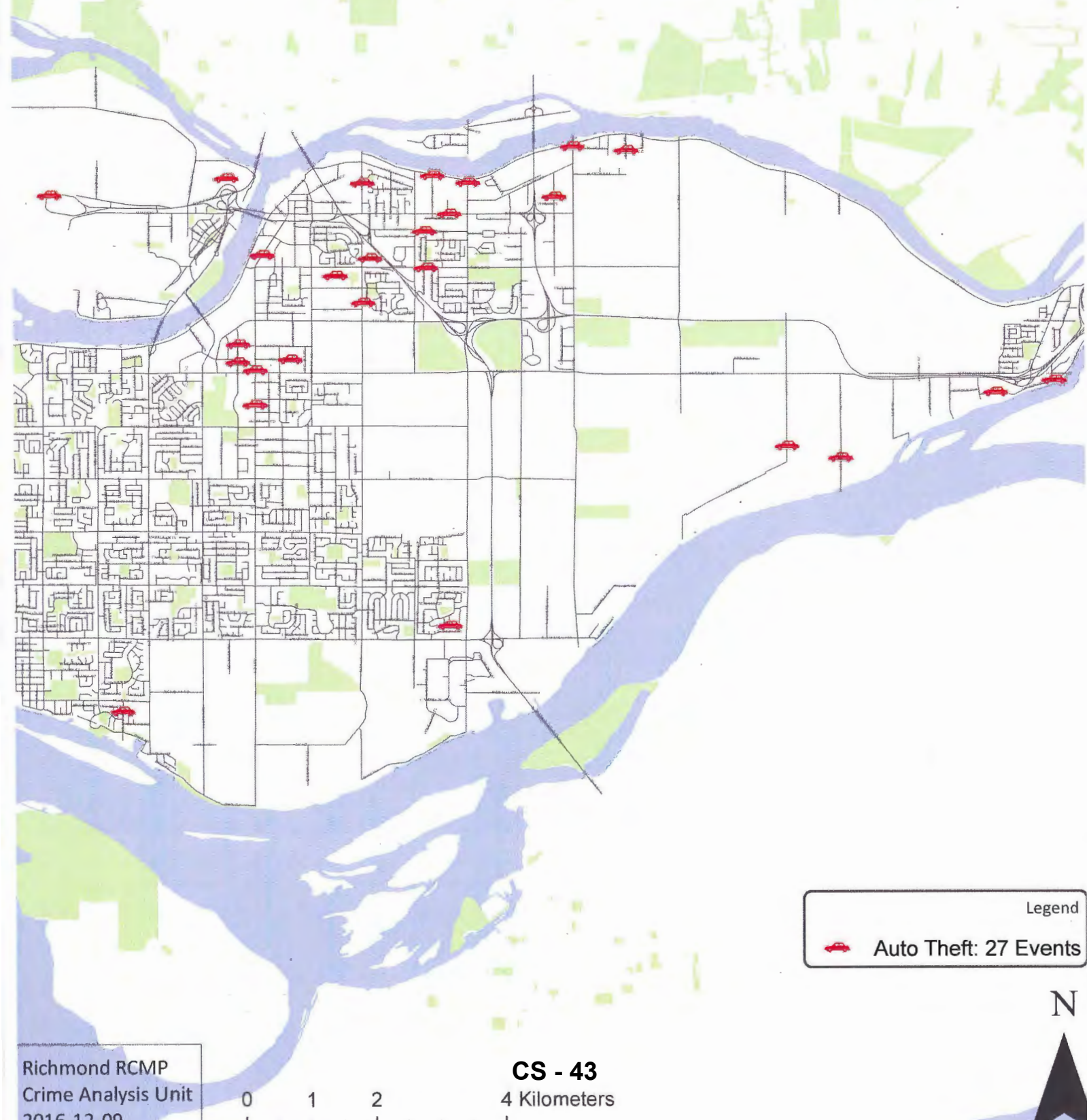
Richmond RCMP
Crime Analysis Unit
2016-12-09

CS - 42
2 Kilometers

Legend
Res B&E: 63 Events




Auto Theft November 2016



Richmond RCMP
Crime Analysis Unit
2016-12-09

CS - 43
4 Kilometers

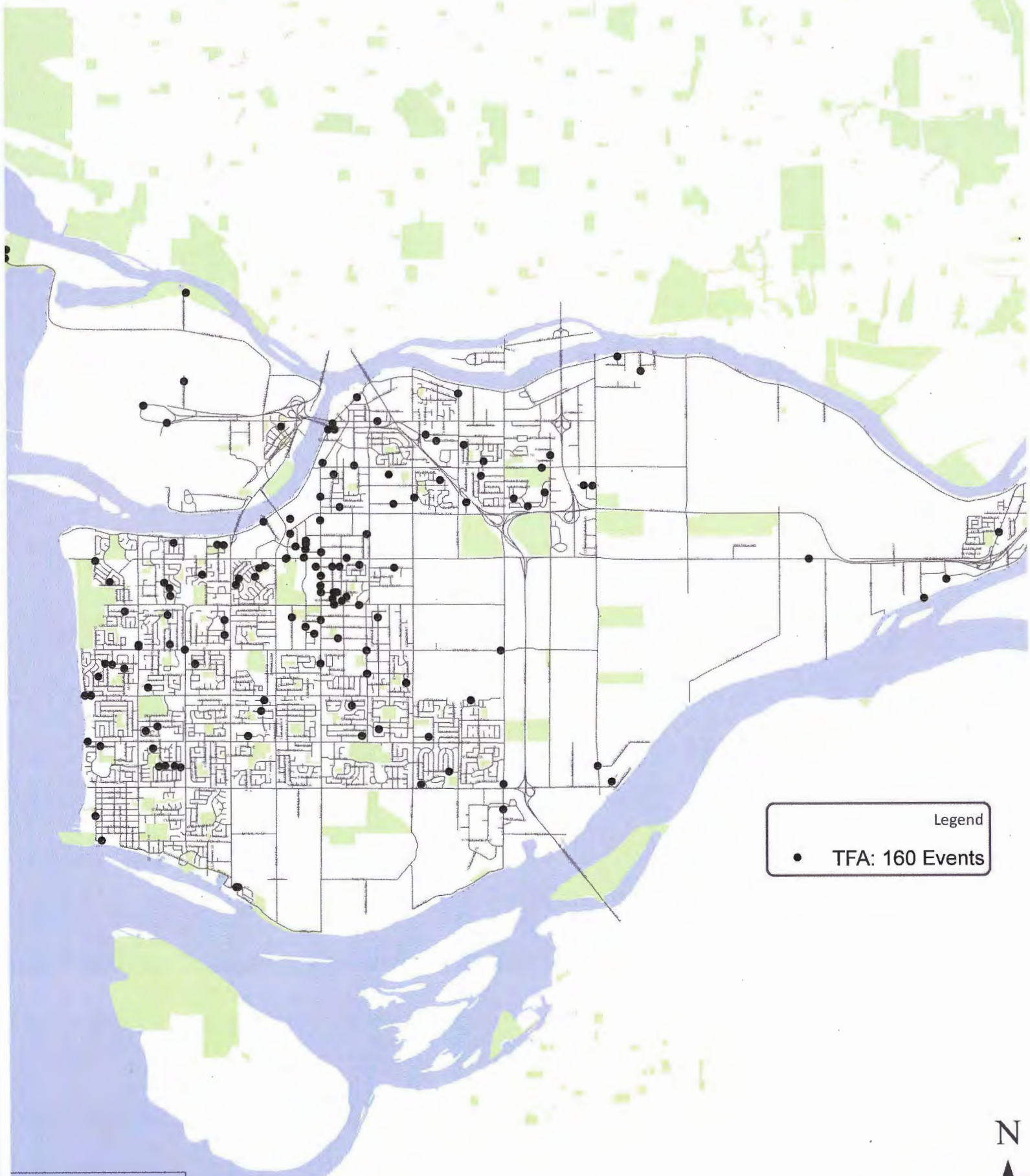
Legend

 Auto Theft: 27 Events

N



Theft from Auto November 2016

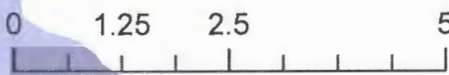


Legend

- TFA: 160 Events

Richmond RCMP
 Crime Analysis Unit
 2016-12-09

CS - 44
 5 Kilometers



November 2016

Sunday	Monday	Tuesday	Wednesday	Thursday	Friday	Saturday
		1 911 FALSE 5 ASSAULT AUTO THFT B&E BUS 1 B&E OTH B&E RES 2 DISTURB. 1 MHA 3 BYLAW 2 THEFT 4 TFA 5 WEAPONS TOTAL GO 117	2 911 FALSE 3 ASSAULT 2 AUTO THFT 1 B&E BUS B&E OTH B&E RES 2 DISTURB. 2 MHA 3 BYLAW 1 THEFT 3 TFA 7 WEAPONS TOTAL GO 88	3 911 FALSE 3 ASSAULT 3 AUTO THFT B&E BUS B&E OTH B&E RES 2 DISTURB. 3 MHA 5 BYLAW 1 THEFT 5 TFA 7 WEAPONS 1 TOTAL GO 106	4 911 FALSE 8 ASSAULT 1 AUTO THFT 1 B&E BUS B&E OTH B&E RES 3 DISTURB. 2 MHA 3 BYLAW 2 THEFT 5 TFA 7 WEAPONS 4 TOTAL GO 123	5 911 FALSE 2 ASSAULT 6 AUTO THFT 1 B&E BUS 3 B&E OTH B&E RES 5 DISTURB. 4 MHA 7 BYLAW 2 THEFT 1 TFA 8 WEAPONS 1 TOTAL GO 126
6 911 FALSE 6 ASSAULT 1 AUTO THFT 1 B&E BUS B&E OTH B&E RES 1 DISTURB. 2 MHA 5 BYLAW 8 THEFT 3 TFA 5 WEAPONS 1 TOTAL GO 109	7 911 FALSE 6 ASSAULT 3 AUTO THFT 1 B&E BUS B&E OTH B&E RES 2 DISTURB. 4 MHA 2 BYLAW 9 THEFT 1 TFA 5 WEAPONS 3 TOTAL GO 113	8 911 FALSE 4 ASSAULT 1 AUTO THFT 2 B&E BUS B&E OTH B&E RES 2 DISTURB. 3 MHA 1 BYLAW 2 THEFT 3 TFA 5 WEAPONS 3 TOTAL GO 106	9 911 FALSE 6 ASSAULT 3 AUTO THFT 1 B&E BUS 3 B&E OTH B&E RES 1 DISTURB. 1 MHA 1 BYLAW 1 THEFT 2 TFA 4 WEAPONS 1 TOTAL GO 115	10 911 FALSE 2 ASSAULT 4 AUTO THFT B&E BUS 2 B&E OTH B&E RES 3 DISTURB. 2 MHA 3 BYLAW 1 THEFT 3 TFA 5 WEAPONS TOTAL GO 95	11 911 FALSE 2 ASSAULT AUTO THFT B&E BUS 1 B&E OTH 1 B&E RES 5 DISTURB. 2 MHA 2 BYLAW 9 THEFT 3 TFA 3 WEAPONS TOTAL GO 89	12 911 FALSE 3 ASSAULT AUTO THFT B&E BUS 4 B&E OTH B&E RES 2 DISTURB. 8 MHA 4 BYLAW 10 THEFT 1 TFA 8 WEAPONS 1 TOTAL GO 106
13 911 FALSE 6 ASSAULT 1 AUTO THFT B&E BUS B&E OTH B&E RES DISTURB. 6 MHA 2 BYLAW 2 THEFT TFA 4 WEAPONS TOTAL GO 84	14 911 FALSE 9 ASSAULT 1 AUTO THFT 3 B&E BUS 3 B&E OTH 1 B&E RES 2 DISTURB. 3 MHA 3 BYLAW 4 THEFT 3 TFA 5 WEAPONS 1 TOTAL GO 106	15 911 FALSE 2 ASSAULT 2 AUTO THFT 2 B&E BUS B&E OTH 1 B&E RES 2 DISTURB. 6 MHA 5 BYLAW 1 THEFT 4 TFA 8 WEAPONS 3 TOTAL GO 103	16 911 FALSE 6 ASSAULT AUTO THFT 2 B&E BUS 1 B&E OTH B&E RES 5 DISTURB. 3 MHA 4 BYLAW 1 THEFT 3 TFA 2 WEAPONS 1 TOTAL GO 110	17 911 FALSE 6 ASSAULT 2 AUTO THFT B&E BUS 2 B&E OTH B&E RES 4 DISTURB. 7 MHA 2 BYLAW THEFT 3 TFA 10 WEAPONS TOTAL GO 122	18 911 FALSE 3 ASSAULT 1 AUTO THFT 2 B&E BUS 2 B&E OTH 1 B&E RES 2 DISTURB. 4 MHA 2 BYLAW 4 THEFT 5 TFA 4 WEAPONS 1 TOTAL GO 123	19 911 FALSE 3 ASSAULT 3 AUTO THFT 3 B&E BUS B&E OTH B&E RES 2 DISTURB. MHA 6 BYLAW 6 THEFT 1 TFA 9 WEAPONS 2 TOTAL GO 101
20 911 FALSE 2 ASSAULT AUTO THFT B&E BUS 1 B&E OTH B&E RES 1 DISTURB. 3 MHA 3 BYLAW 4 THEFT 6 TFA 8 WEAPONS 2 TOTAL GO 88	21 911 FALSE 3 ASSAULT 1 AUTO THFT 6 B&E BUS 3 B&E OTH B&E RES 2 DISTURB. 2 MHA 8 BYLAW 3 THEFT 3 TFA 1 WEAPONS TOTAL GO 101	22 911 FALSE 2 ASSAULT 2 AUTO THFT 2 B&E BUS 1 B&E OTH 1 B&E RES 2 DISTURB. 5 MHA 8 BYLAW 1 THEFT 5 TFA 5 WEAPONS TOTAL GO 105	23 911 FALSE 8 ASSAULT 3 AUTO THFT B&E BUS 1 B&E OTH B&E RES 7 DISTURB. 2 MHA 3 BYLAW 1 THEFT 3 TFA 3 WEAPONS 1 TOTAL GO 118	24 911 FALSE 3 ASSAULT 2 AUTO THFT B&E BUS B&E OTH B&E RES 3 DISTURB. 4 MHA 4 BYLAW 4 THEFT 2 TFA 3 WEAPONS 1 TOTAL GO 120	25 911 FALSE 1 ASSAULT 1 AUTO THFT 1 B&E BUS 1 B&E OTH B&E RES 3 DISTURB. 3 MHA 4 BYLAW 6 THEFT 2 TFA 4 WEAPONS TOTAL GO 107	26 911 FALSE 2 ASSAULT 2 AUTO THFT 3 B&E BUS 3 B&E OTH 2 B&E RES 3 DISTURB. 5 MHA 5 BYLAW 3 THEFT 2 TFA 6 WEAPONS 1 TOTAL GO 132
27 911 FALSE 4 ASSAULT 3 AUTO THFT B&E BUS B&E OTH 1 B&E RES 1 DISTURB. 6 MHA 3 BYLAW 3 THEFT 4 TFA 8 WEAPONS TOTAL GO 100	28 911 FALSE 7 ASSAULT 3 AUTO THFT 1 B&E BUS 1 B&E OTH B&E RES 3 DISTURB. 4 MHA 7 BYLAW 5 THEFT 6 TFA 6 WEAPONS 4 TOTAL GO 128	29 911 FALSE 5 ASSAULT 2 AUTO THFT 2 B&E BUS B&E OTH B&E RES 3 DISTURB. MHA 5 BYLAW 1 THEFT 5 TFA 4 WEAPONS 2 TOTAL GO 123	30 911 FALSE 4 ASSAULT 2 AUTO THFT B&E BUS 3 B&E OTH B&E RES 2 DISTURB. 3 MHA 5 BYLAW 3 THEFT 6 TFA 4 WEAPONS 1 TOTAL GO 101			

Legend

911-FALSE/ABAND 911 FALSE
 ASSAULTS ASSAULT
 AUTO THEFT AUTO THFT
 BREAK & ENTER - BUS B&E BUS
 BREAK & ENTER - OTH B&E OTH
 BREAK & ENTER - RES B&E RES
 CAUSE DISTURBANCE DISTURB.
 MENTAL HEALTH ACT MHA
 MUNICIPAL BYLAW BYLAW
 OTHER THEFT U/5000 THEFT
 THEFT FROM VEHICLE TFA
 WEAPONS OFFENCES WEAPONS
 GENERAL OCCURENCE GO

Statistics Run on 2016-12-09

Prepared by Richmond RCMP.

This data is operational and subject to change. This document is not to be copied, reproduced, used in whole or part or disseminated to any other person or agency without the consent of the originator(s).

These statistics are based on UCR primary scoring only.

*All CCJs are included (assistance, information, prevention, unsubstantiated, unfounded). Street Checks, Tickets, and non-GO calls have not been calculated.