



# City of Richmond

## Report to Committee

---

**To:** Community Safety Committee  
**From:** Tim Wilkinson  
Fire Chief, Richmond Fire-Rescue  
**Date:** January 16, 2018  
**File:** 09-5000-01/2018-Vol  
01

**Re:** Richmond Fire-Rescue Monthly Activity Report – December 2017

---

### Staff Recommendation

That the staff report titled “Richmond Fire-Rescue Monthly Activity Report – December 2017”, dated January 16, 2018 from the Fire Chief, Richmond Fire-Rescue, be received for information.

Tim Wilkinson  
Fire Chief  
(604-303-2701)

Att. 2

REPORT CONCURRENCE	
CONCURRENCE OF GENERAL MANAGER	
REVIEWED BY STAFF REPORT / AGENDA REVIEW SUBCOMMITTEE	INITIALS: 
APPROVED BY CAO	

## Staff Report

### Origin

This report provides Council with an update on Richmond Fire-Rescue (RFR) activities. RFR is reporting on its activities in support of its mission:

*To protect and enhance the City's livability through service excellence in prevention, education and emergency response.*

This report supports Council's 2014-2018 Term Goal #1 A Safe Community:

*Maintain emphasis on community safety to ensure Richmond continues to be a safe community.*

### Analysis

#### Community Involvement

RFR advances public awareness, education and community bridge building by participating in training events, community activities and social media.

Community event participation during December 2017 included: the joint Fire Hall Lighting Event at No. 5 Hall with Hamilton Community Association, the Steveston Santa Parade and the Sea Island Community Association Burkeville Christmas Parade. Staff engaged with over 1,000 children and adults during December, continuing to develop effective interagency relationships and partnerships within the community.

#### Emergency Response

RFR's goal is to respond to events in a manner where loss of life, reduction of property damage and protection of the environment is mitigated. In December 2017 there were a total 1,014 incidents, representing a 7.9 per cent reduction in calls from December 2016 (Attachment 1). The average time on scene for RFR crews was 25.10 minutes, a decrease of 12 per cent from 2016. This is due to the nature and severity of each call and the duration on scene.

In December 2017 there were 29 reportable fires to the office of the Fire Commissioner, 126 apparatus were used and 395 fire personnel attended.

Fire damage and property losses during December 2017 are estimated at \$856,880. This total includes \$699,700 for building/asset loss and \$157,180 for content loss. The total building/asset and content value at risk was estimated to be \$95,269,636 and the total value preserved from damage was \$94,412,756. These numbers translate to 99.1 per cent of value protected (Table 1), this figure is similar to the 99.2 per cent protected value observed in 2016.

<b>Table 1: Fire Calls By Type and Loss Estimates – December 2017</b>						
<b>Incident Type Breakdown</b>	<b>Call Volume</b>	<b>Estimated Building / Asset Value (\$)</b>	<b>Estimated Building / Asset Loss (\$)</b>	<b>Estimated Content Value (\$)</b>	<b>Estimated Content Loss (\$)</b>	<b>Estimated Total Value Preserved (\$)</b>
Residential: Single family	8	8,829,700	29,000	539,920	6,610	9,334,010
Multi family	5	6,552,510	630,700	95,430	25	5,987,215
Commercial / Industrial	7	72,164,406	25,500	6,204,040	150,500	78,192,446
Outdoor	8	281,500	-	28,150	-	309,650
Vehicle / Vessel	1	550,300	14,500	53,680	45	589,435
<b>Totals*</b>	<b>29</b>	<b>88,348,416</b>	<b>699,700</b>	<b>6,921,220</b>	<b>157,180</b>	<b>94,412,756</b>

\*The dollar losses shown in this table are preliminary estimates. They are derived from RFR's record management system and are subject to change due to delays in reporting and confirmation of actual losses from private insurance agencies (as available).

Fire crews minimized loss and limited fires to the place of origin in these notable December 2017 incidents:

- Fire at an industrial property on No. 9 Road. Arriving crews were directed to the second floor of the building where there was smoldering fire in a room with a hazardous fuel source. The material was ignited to a very hot temperature and was heating the surrounding floor and piping. Crews entered the area with protective equipment and breathing apparatus. Dry chemical extinguishers were used to manage and subdue the fire. Crews then used CO2 to cool the product and floor of the room. Once complete the embers were removed in metal buckets and disposed of. There were no injuries to staff on site or RFR crews.
- Fire at a commercial property on Lesley Road. Arriving crews saw large plumes of smoke coming from the building. Upon investigation, crews saw a pile of furniture on fire in a parking area below the building. Crews used water to extinguish the fire. Due to the nature of the fire the RCMP and a Fire Investigator attended the scene.
- Fire at a residential property on Goldeneye Place. Crews responded to reports of flames showing at the rear of a residence. Crews attacked and extinguished the fire. Positive Pressure Ventilation was provided to the interior of the property to clear the smoke. Emergency Social Services attended to provide the family with assistance. A Fire Investigator attended the scene and the City's Works Yard secured the property. There were no injuries reported.
- Kitchen fire at a residential house on Skaha Crescent. Arriving crews attacked, confined and extinguished the fire. The two occupants were taken to Richmond General Hospital by BC Ambulance Services (BCAS) for smoke inhalation concerns. Asbestos decontamination was carried out and completed on site. A Fire Investigator attended and secured the scene. There were no injuries to RFR staff.


- Pedestrian struck at the Aberdeen Skytrain station. On arrival crews were informed that a pedestrian had been stuck by a train and had succumbed to their injuries. RFR crews were provided with a Critical Incident Stress debriefing after the event.

**Financial Impact**

None.

**Conclusion**

During December 2017, calls for service decreased by 7.9 per cent from December 2016. RFR will continue to monitor these activities to identify trends and ensure potential solutions.

A handwritten signature in black ink, appearing to read 'Tim Wilkinson', with a long horizontal line extending to the right.

Tim Wilkinson  
Fire Chief  
(604-303-2701)

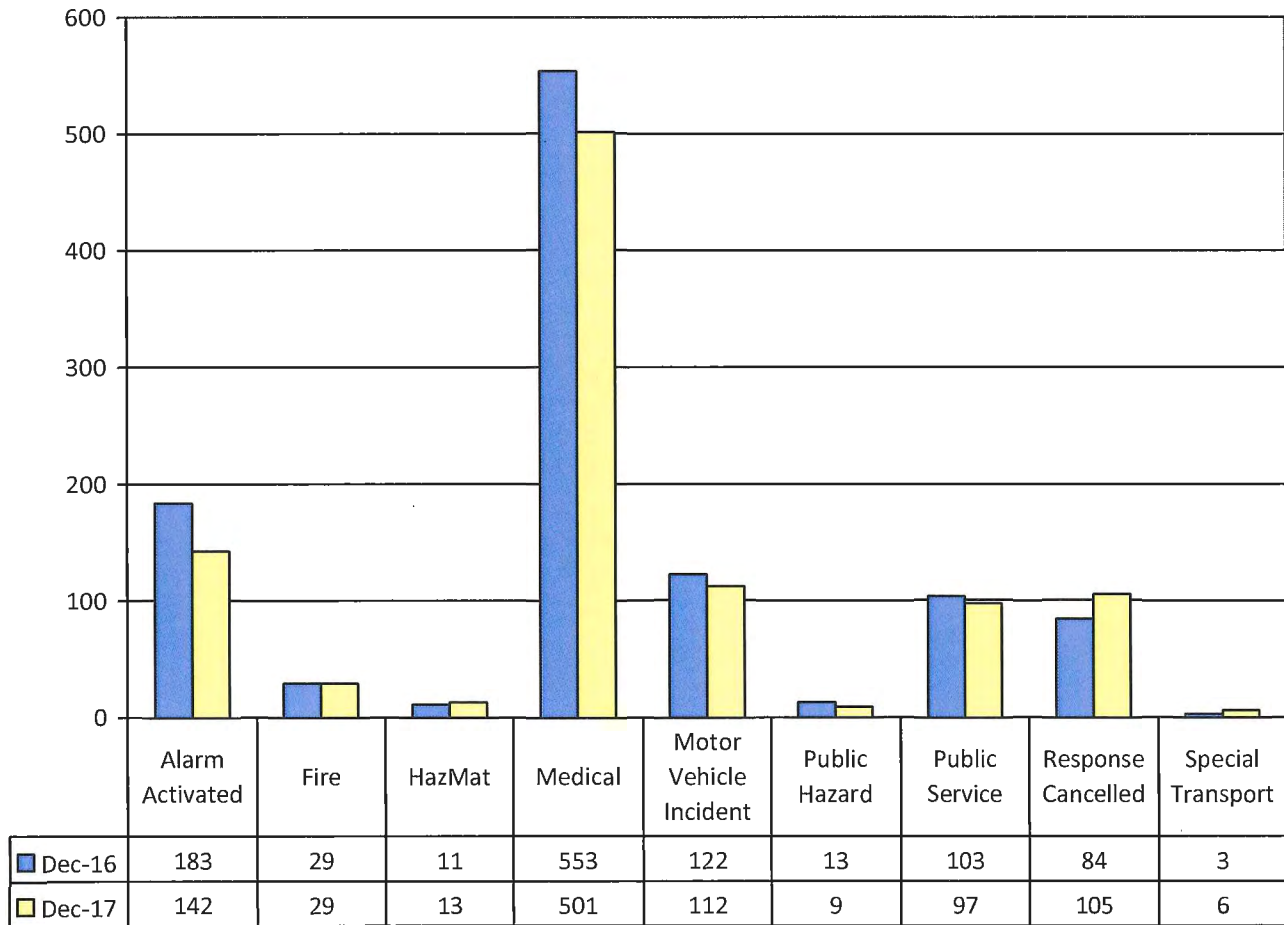
TW:js

- Att. 1: Suppression Activity  
2: Location of December's Fire, Medical and MVIs

**Calls for Service Volumes**

The following chart provides a month to month comparison regarding incidents occurring in December 2016 and 2017. In December 2017, there were a total of 1,014 incidents, compared to 1,101. This represents a decrease of 7.9 per cent.

**Table 2: December 2016 & 2017 Calls for Service Volumes**



**Call Type Legend:**

*HazMat*: includes fuel or vapour; spills, leaks, or containment

*Medical* includes: cardiac arrest, emergency response, home or industrial accidents

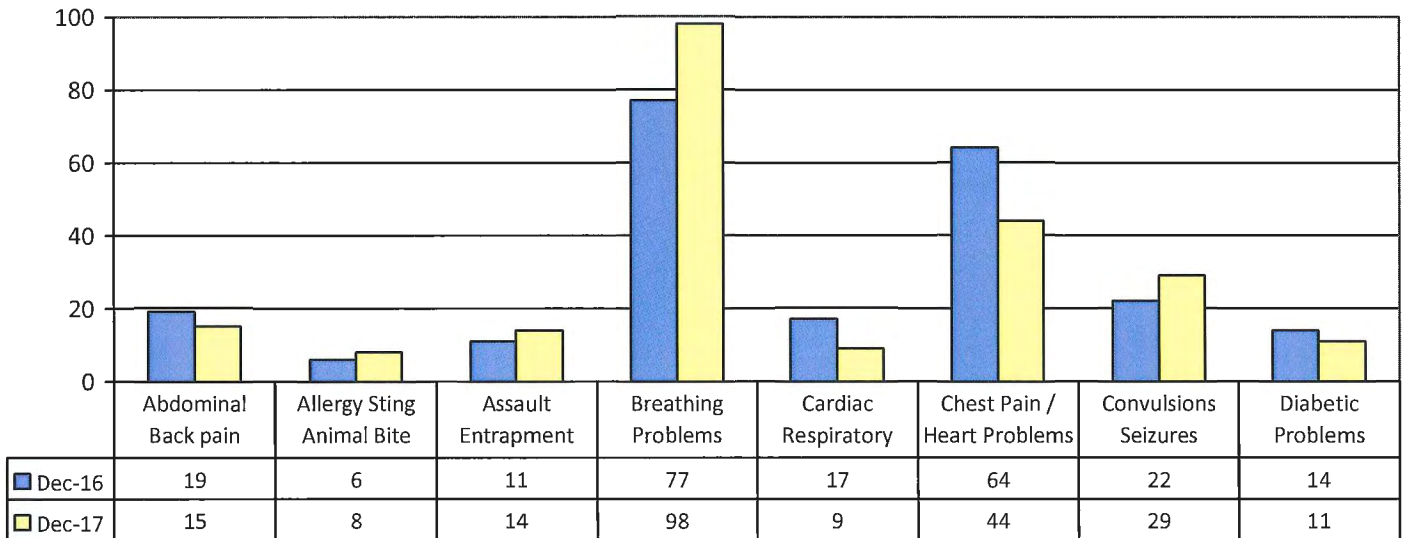
*Public Hazard* includes: aircraft emergency, bomb removal standby, object removal, or power lines down

*Public Service* includes: assisting public, ambulance or police, locked in/out, special events, trapped in elevator, water removal

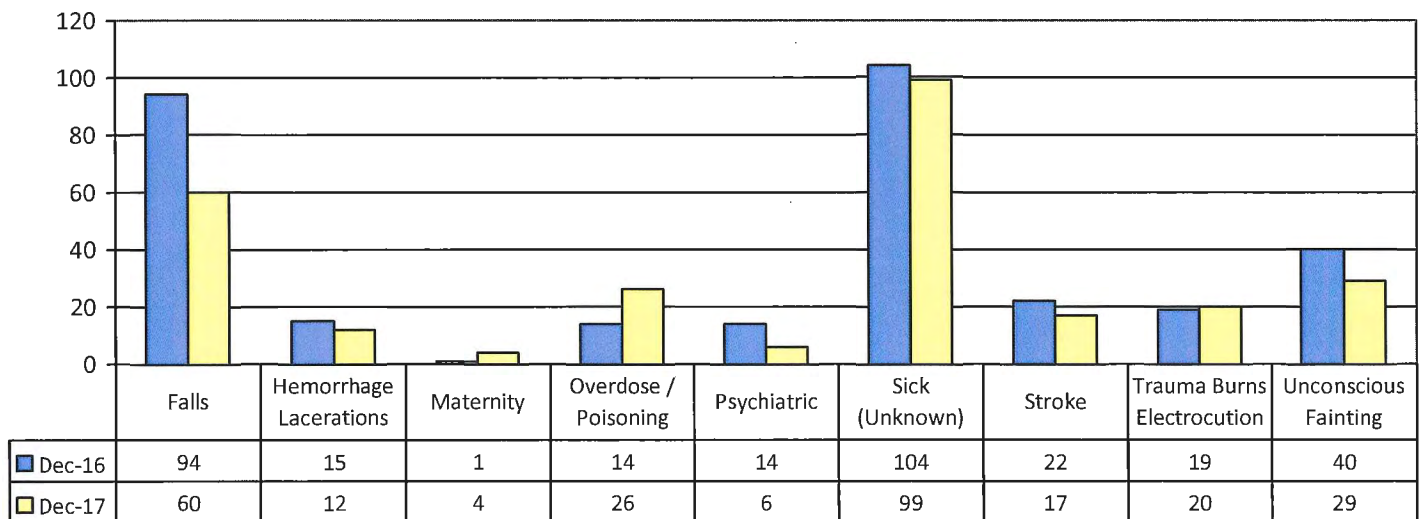
**First Responder Totals**

Medical first responder incidents comprised 49.4 per cent of the total emergency responses for RFR during the month of December 2017. A detailed breakdown of the medical incidents for December 2016 and 2017 is set out in the following table by sub-type. There were a total of 501 medical incidents in December 2017 compared to 553 in December 2016, a decrease of 9.4 per cent.

**Table 3a: December 2016 & 2017 Medical Calls by Type**



**Table 3b: December 2016 & 2017 Medical Calls by Type**



## Fire Investigations

The fire investigation statistics for December 2017 are listed below:

<b>Table 4: Total Fire Investigation Statistics – December</b>			
	<b>Suspicious</b>	<b>Accidental</b>	<b>Undetermined</b>
Residential - Single-family	-	8	-
Residential - Multi-family	-	5	-
Commercial/Industrial	-	6	1
Outdoor	4	1	3
Vehicle	1	-	-
<b>Totals</b>	<b>5</b>	<b>20</b>	<b>4</b>

RFR investigators report all suspicious fires to the RCMP, while working alongside RCMP staff to address potential risks to the community.

## Hazardous Materials

<b>Table 5: HazMat Calls By Type – December</b>	
	<b>Details</b>
Natural Gas / Propane Leaks (small)	8
Flammable / Combustible Liquids	3
Unclassified	2
<b>Totals</b>	<b>13</b>

Figure 1: Location of reportable fires attended in December (total 29)

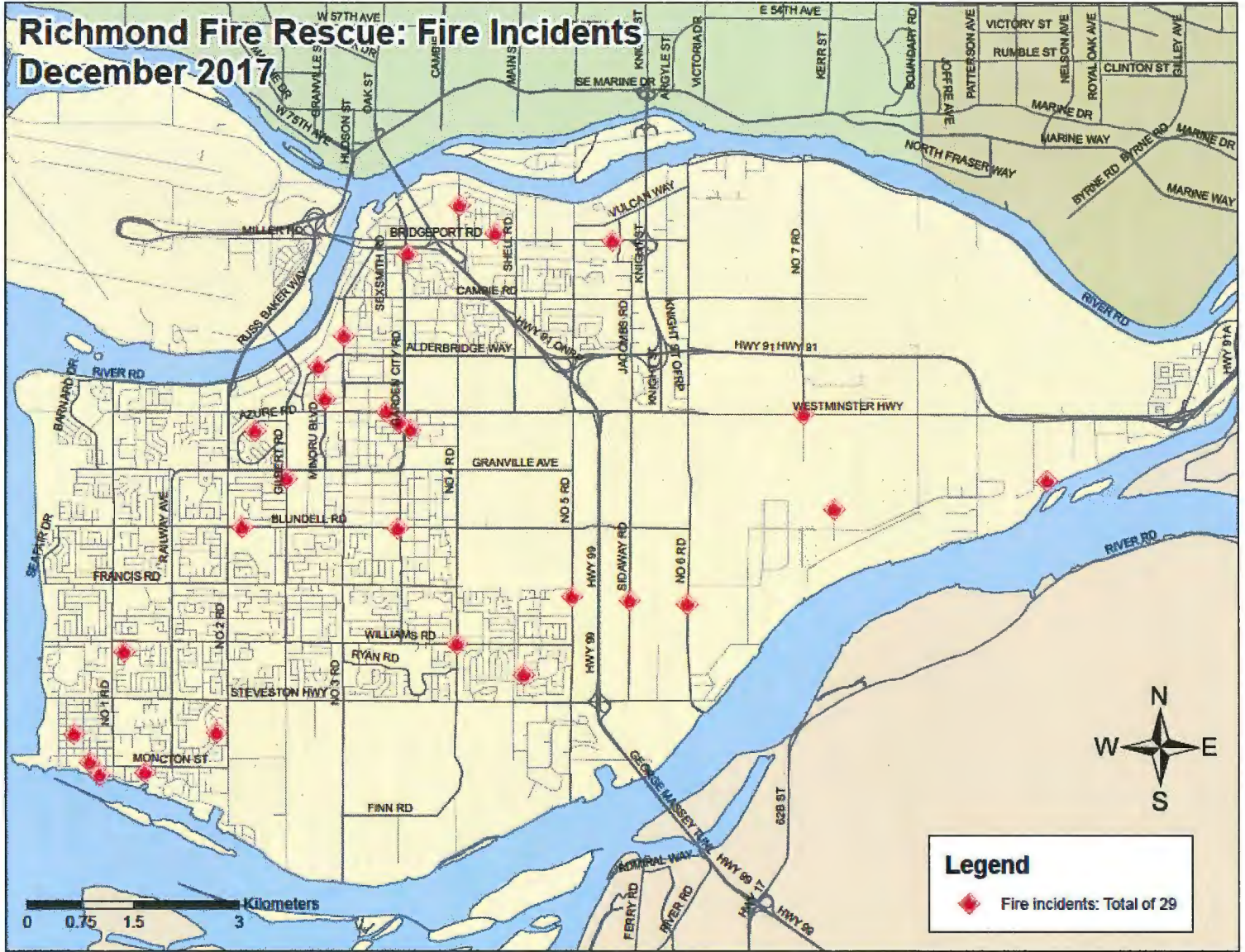




Figure 2: Location of medical calls in December (total 501)

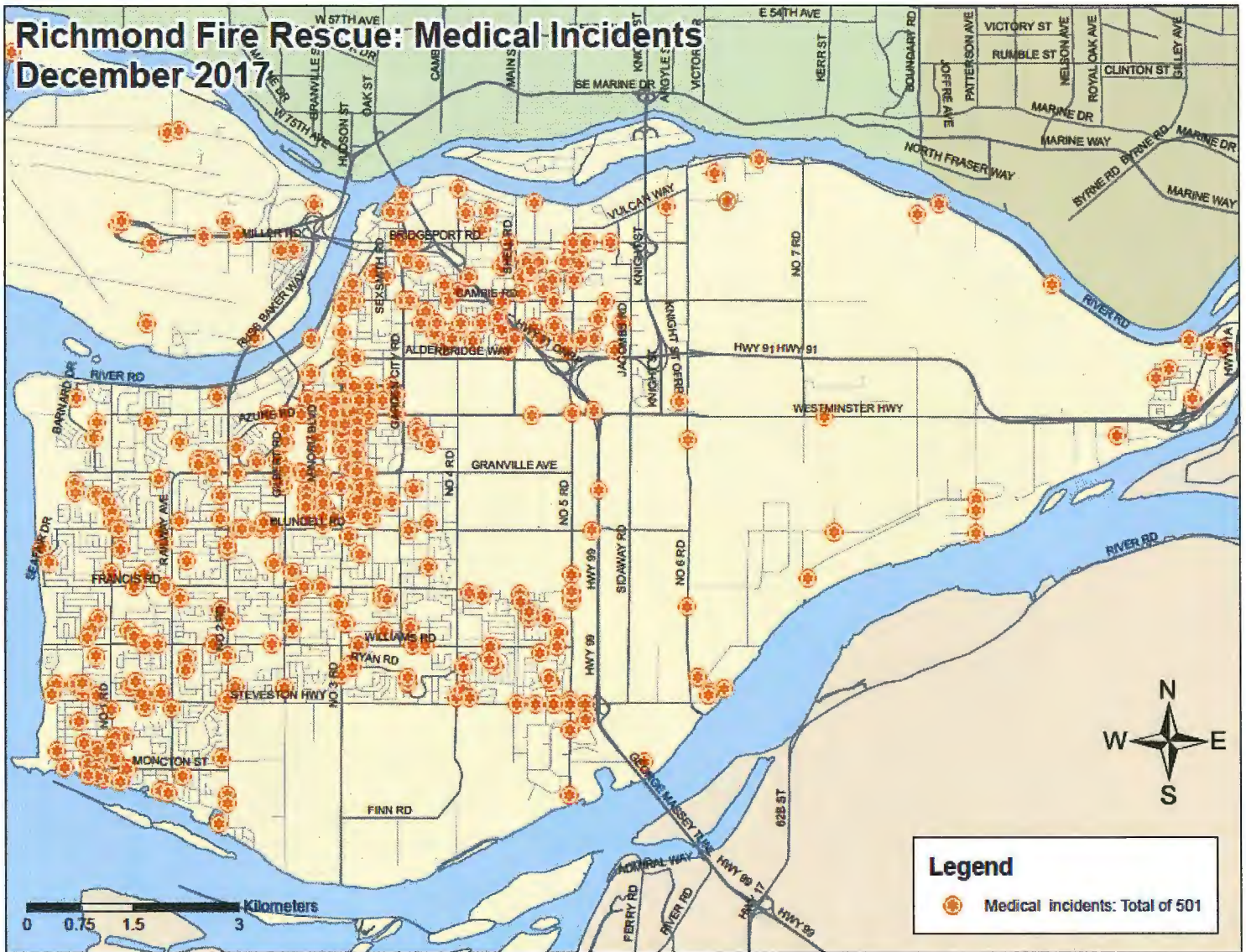


Figure 3: Location of MVI calls in December (total 112)

