



# City of Richmond

## Report to Committee

**To:** Community Safety Committee

**Date:** November 6, 2017

**From:** Tim Wilkinson  
Acting Fire Chief, Richmond Fire-Rescue

**File:** 09-5000-01/2017-Vol  
01

**Re:** Richmond Fire-Rescue Monthly Activity Report – October 2017

### Staff Recommendation

That the staff report titled “Richmond Fire-Rescue Monthly Activity Report – October 2017”, dated November 6, 2017 from the Acting Fire Chief, Richmond Fire-Rescue, be received for information.

Tim Wilkinson  
Acting Fire Chief  
(604-303-2701)

Att. 2

<b>REPORT CONCURRENCE</b>	
<b>CONCURRENCE OF GENERAL MANAGER</b>	
<b>REVIEWED BY STAFF REPORT / AGENDA REVIEW SUBCOMMITTEE</b>	<b>INITIALS:</b> 
<b>APPROVED BY CAO</b>	

## Staff Report

### Origin

This report provides Council with an update on Richmond Fire-Rescue (RFR) activities. RFR is reporting on its activities in support of its mission:

*To protect and enhance the City's livability through service excellence in prevention, education and emergency response.*

This report supports Council's 2014-2018 Term Goal #1 A Safe Community:

*Maintain emphasis on community safety to ensure Richmond continues to be a safe community.*

### Analysis

#### Community Involvement

RFR advances public awareness, education and community bridge building by participating in training events and community activities. Fire safety presentations provided during October 2017 included the Chimo Community Services Settlement and Integration workshop.

During October 2017, RFR officially opened their new Cambie Fire Hall and Richmond North Ambulance Station. The event was very popular and saw a large number of people attending both the formal opening ceremony and the open house. RFR staff, volunteers and BC Ambulance Services crews were on site to interact with the public during the event. Feedback received by attending public was very positive and many were thankful of the opportunity to see inside the new facility.

Staff engaged with over 2,000 children and adults in the community during October, providing fire safety and harm reduction information.

#### Emergency Response

RFR's goal is to respond to events in a manner where loss of life, reduction of property damage and protection of the environment is mitigated. In October 2017 there were a total 915 incidents, representing a 3.2 per cent decrease in calls from October 2016 (Attachment 1). The average time on scene for RFR crews was 33.24 minutes, an increase of 18 per cent from 2016. This is due to the nature and severity of each call and the duration on scene.

In October 2017 there were 68 dispatched fire calls. Of those, 33 were actual reportable fires, 112 apparatus were used and 359 fire personnel attended.

Fire damage and property losses during October 2017 are estimated at \$652,830. This total includes \$641,800 for building/asset loss and \$11,030 for content loss. The total building/asset and content value at risk was estimated to be \$524,138,533 and the total value preserved from damage was \$523,485,703. These numbers translate to 99.9 per cent of value protected (Figure 1), this figure is an increase from the 99.8 per cent protected value observed in 2016.

<b>Table 1: Fire Calls By Type and Loss Estimates – October 2017</b>						
<b>Incident Type Breakdown</b>	<b>Call Volume</b>	<b>Estimated Building / Asset Value (\$)</b>	<b>Estimated Building / Asset Loss (\$)</b>	<b>Estimated Content Value (\$)</b>	<b>Estimated Content Loss (\$)</b>	<b>Estimated Total Value Preserved (\$)</b>
Residential: Single family	4	3,644,300	565,000	300,000	1,500	3,377,800
Multi family	7	35,242,700	2,500	33,139,932	1,530	68,378,602
Commercial / Industrial	3	410,654,001	-	41,065,400	8,000	451,711,401
Outdoor	16	200	200	-	-	-
Vehicle / Vessel	3	92,000	74,100	-	-	17,900
<b>Totals*</b>	<b>33</b>	<b>449,633,201</b>	<b>641,800</b>	<b>74,505,332</b>	<b>11,030</b>	<b>523,485,703</b>

\*The dollar losses shown in this table are preliminary estimates. They are derived from RFR's record management system and are subject to change due to delays in reporting and confirmation of actual losses from private insurance agencies (as available).

Fire crews minimized loss and limited fires to the place of origin in these notable October 2017 incidents:

- Fire at a commercial property on Mitchell Road. On arrival crews encountered approximately 75 per cent of the yard and buildings on fire. The fire was attacked and confined. There were no injuries to public, though one firefighter sustained an injury while attacking the fire. A Fire Investigator attended.
- Fire at a residential property on Blundell Road. Crews responded to reports of large house fire. On arrival crews found a residential home with heavy fire conditions over two floors. Fire crew setup for defensive operations and protected nearby buildings from fire exposure. Both Gas and Hydro were shut off to the residence. Fire crews extinguished the fire with no report of injuries to first responders or civilians. A security plan was established with RCMP and a security company due to the suspicious nature of the fire. A Fire Investigator attended.
- Multiple reports of smoke located at a farm off Nelson Road. Crews responded to reports of an agricultural burn and upon investigation found a very large pile of leaves and crop clippings being burnt. This was not a controlled burn but the smoke had caused some alarm in the area. Crews used water to extinguish the fire and assisted with cooling down of any hot spots. The site was left in the care of the land owners who continued to use their own equipment and hoses to dig up and cool down the debris and stop the smoke.


- Multiple vehicle fires located at a commercial property on Featherstone Way. Arriving crews found four vehicles parked near a car dealership service bay area on fire. Crews attacked and extinguished the fire using both water and foam. The batteries of the vehicles were then disconnected and crews continued to cool any occurring hot spots. Once all of the fire was extinguished, crews cleaned up and remedied any other hazards. There were no injuries to crews or public. A Fire Investigator attended.
  
- Rubbish fire located at a residence on Williams Road. On arrival crews saw light smoke coming from a pile of garbage on a front lawn. The occupant was already trying to mitigate the fire using a garden hose. Crews continued to extinguish the fire including hot spots and then used shovels and pike poles to clear the garbage away from the homes gas meter. A Fire Investigator attended.

### **Financial Impact**

None.

### **Conclusion**

During October 2017, calls for service decreased by 3.2 per cent from October 2016. RFR will continue to monitor these activities to identify trends and ensure potential solutions.



Tim Wilkinson  
Acting Fire Chief  
(604-303-2701)

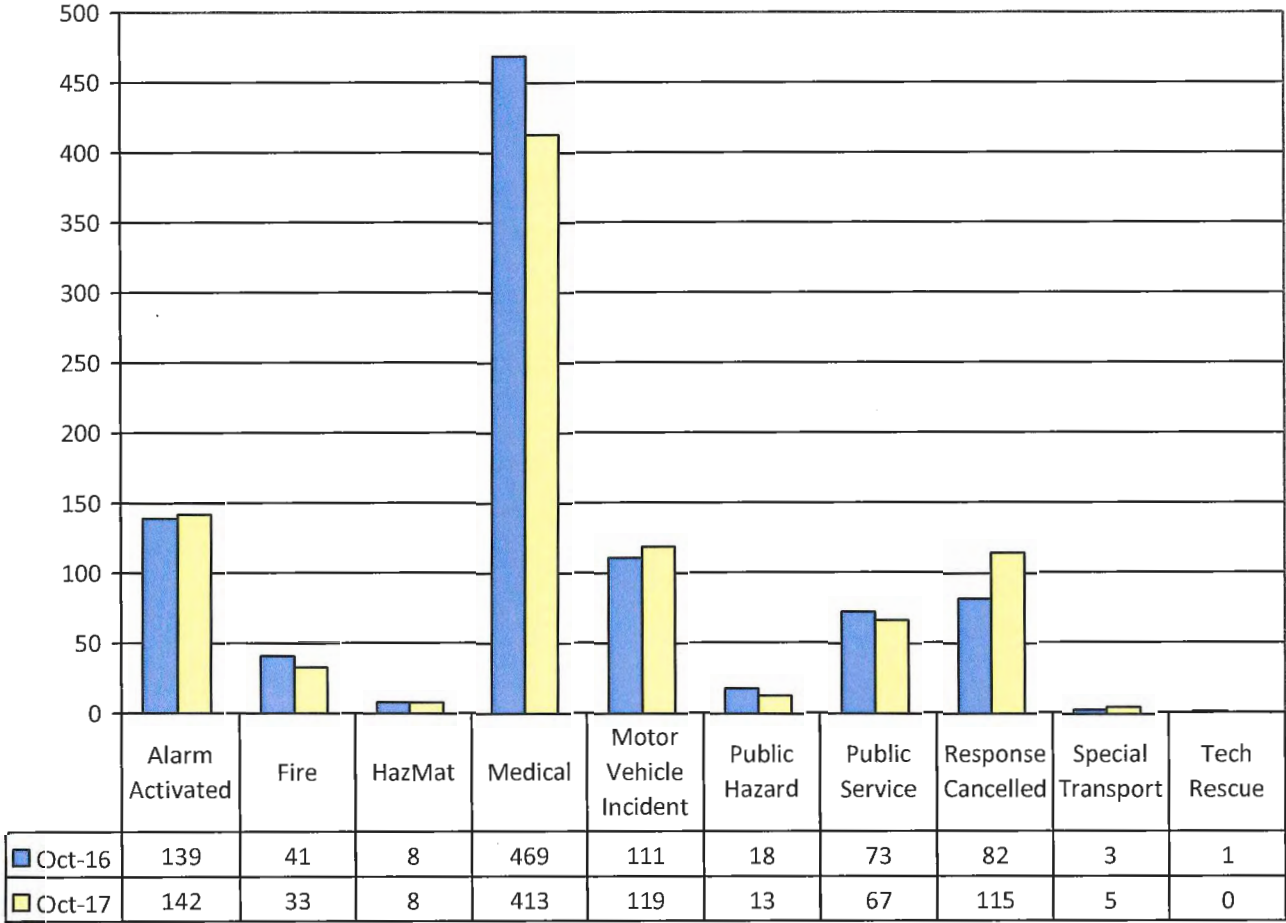
JM:js

- Att. 1: Suppression Activity  
2: Location of October's Fire, Medical and MVIs

**Calls for Service Volumes**

The following chart provides a month to month comparison regarding incidents occurring in October 2016 and 2017. In October 2017, there were a total of 915 incidents, compared to 945. This represents a decrease of 3.2 per cent.

**Table 2: October 2016 & 2017 Calls for Service Volumes**

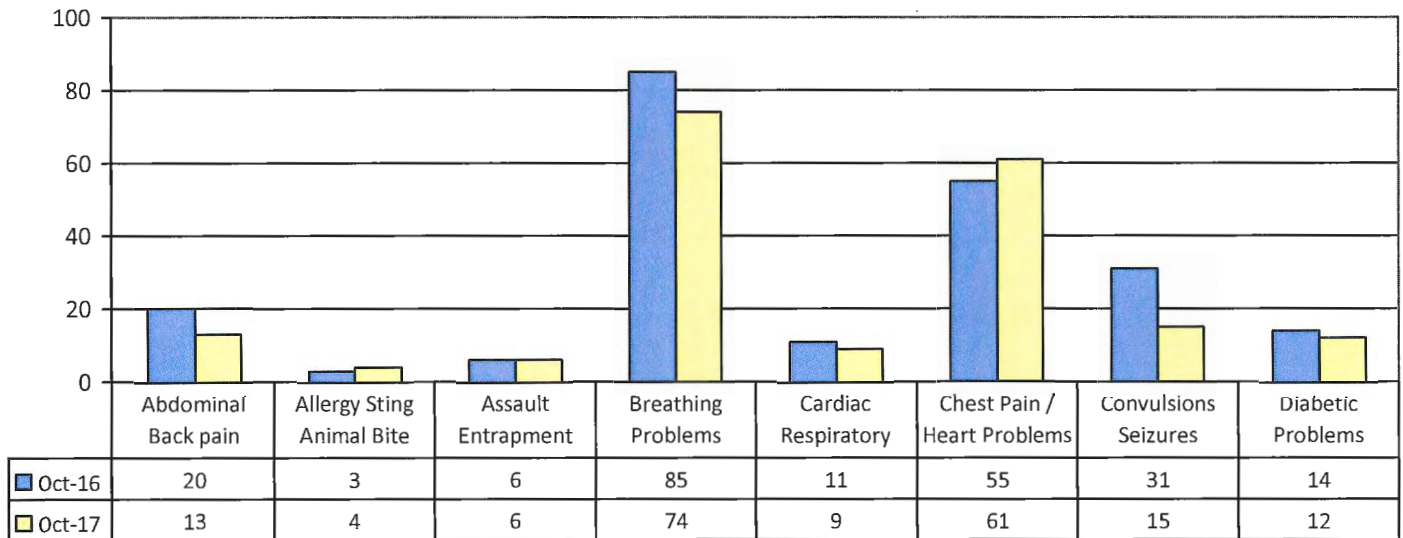


**Call Type Legend:**  
*HazMat* includes fuel or vapour; spills, leaks, or containment  
*Medical* includes: cardiac arrest, emergency response, home or industrial accidents  
*Public Hazard* includes: aircraft emergency, bomb removal standby, object removal, or power lines down  
*Public Service* includes: assisting public, ambulance or police, locked in/out, special events, trapped in elevator, water removal

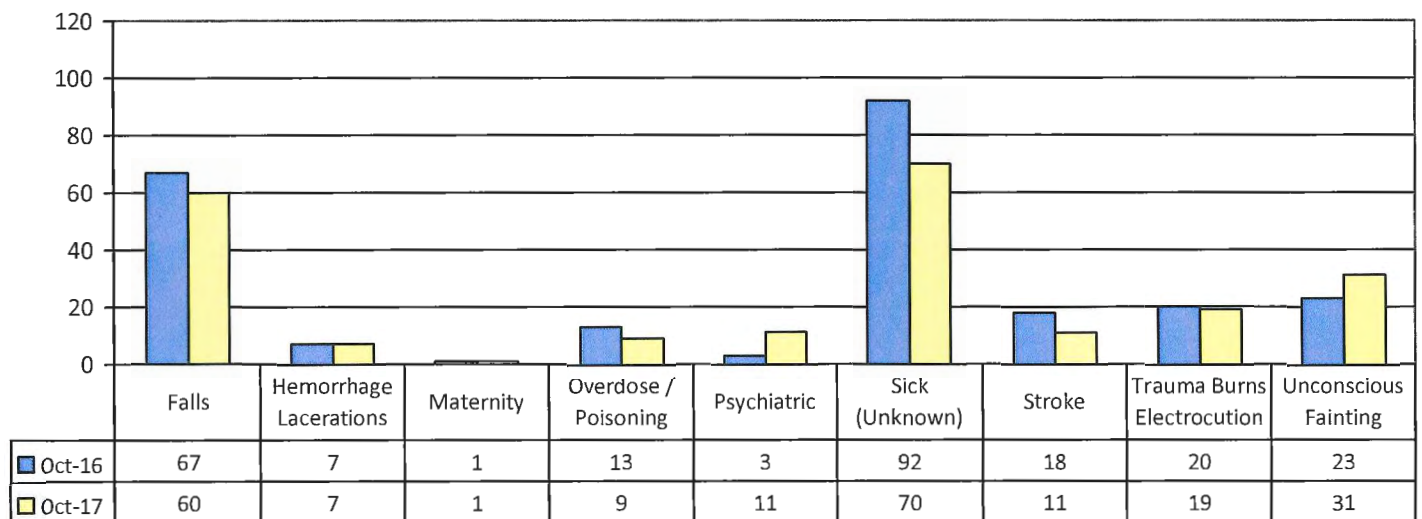
**First Responder Totals**

Medical first responder incidents comprised 45.1 per cent of the total emergency responses for RFR during the month of October 2017. A detailed breakdown of the medical incidents for October 2016 and 2017 is set out in the following table by sub-type. There were a total of 413 medical incidents in October 2017 compared to 469 in October 2016, a decrease of 11.9 per cent.

**Table 3a: October 2016 & 2017 Medical Calls by Type**



**Table 3b: October 2016 & 2017 Medical Calls by Type**



## Fire Investigations

The fire investigation statistics for October 2017 are listed below:

<b>Table 4: Total Fire Investigation Statistics – October</b>			
	<b>Suspicious</b>	<b>Accidental</b>	<b>Undetermined</b>
Residential - Single-family	-	4	-
Residential - Multi-family	1	6	-
Commercial/Industrial	-	2	1
Outdoor	11	3	2
Vehicle	1	1	1
<b>Totals</b>	<b>13</b>	<b>16</b>	<b>4</b>

RFR investigators report all suspicious fires to the RCMP, while working alongside RCMP staff to address potential risks to the community.

## Hazardous Materials

<b>Table 5: HazMat Calls By Type – October</b>	
	<b>Details</b>
Explosives	1
Natural Gas / Propane Leaks (small)	5
Unclassified	1
Flammable / Combustible Liquids	1
<b>Totals</b>	<b>8</b>

Figure 1: Location of reportable fires attended in October (total 33)

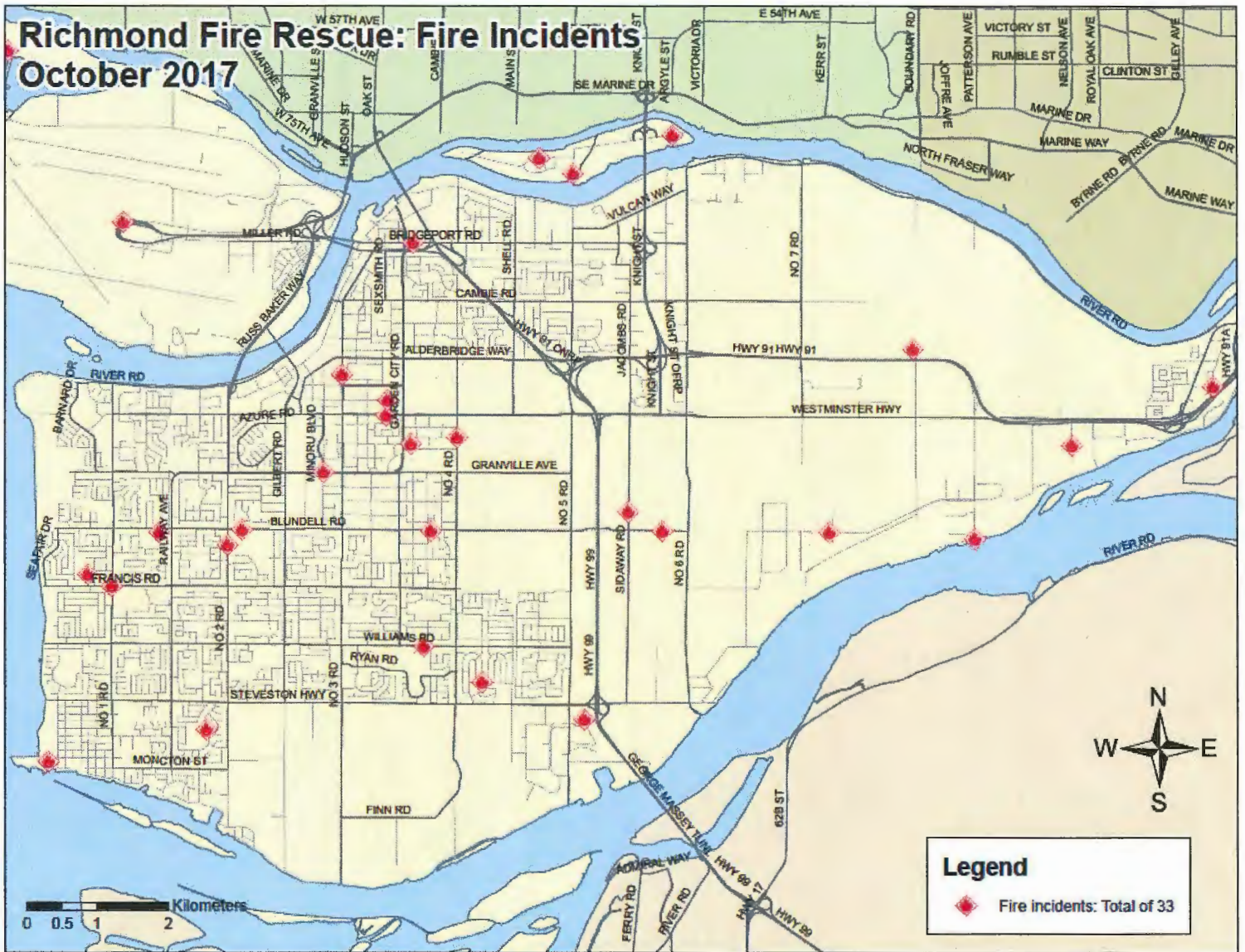




Figure 2: Location of medical calls in October (total 412)

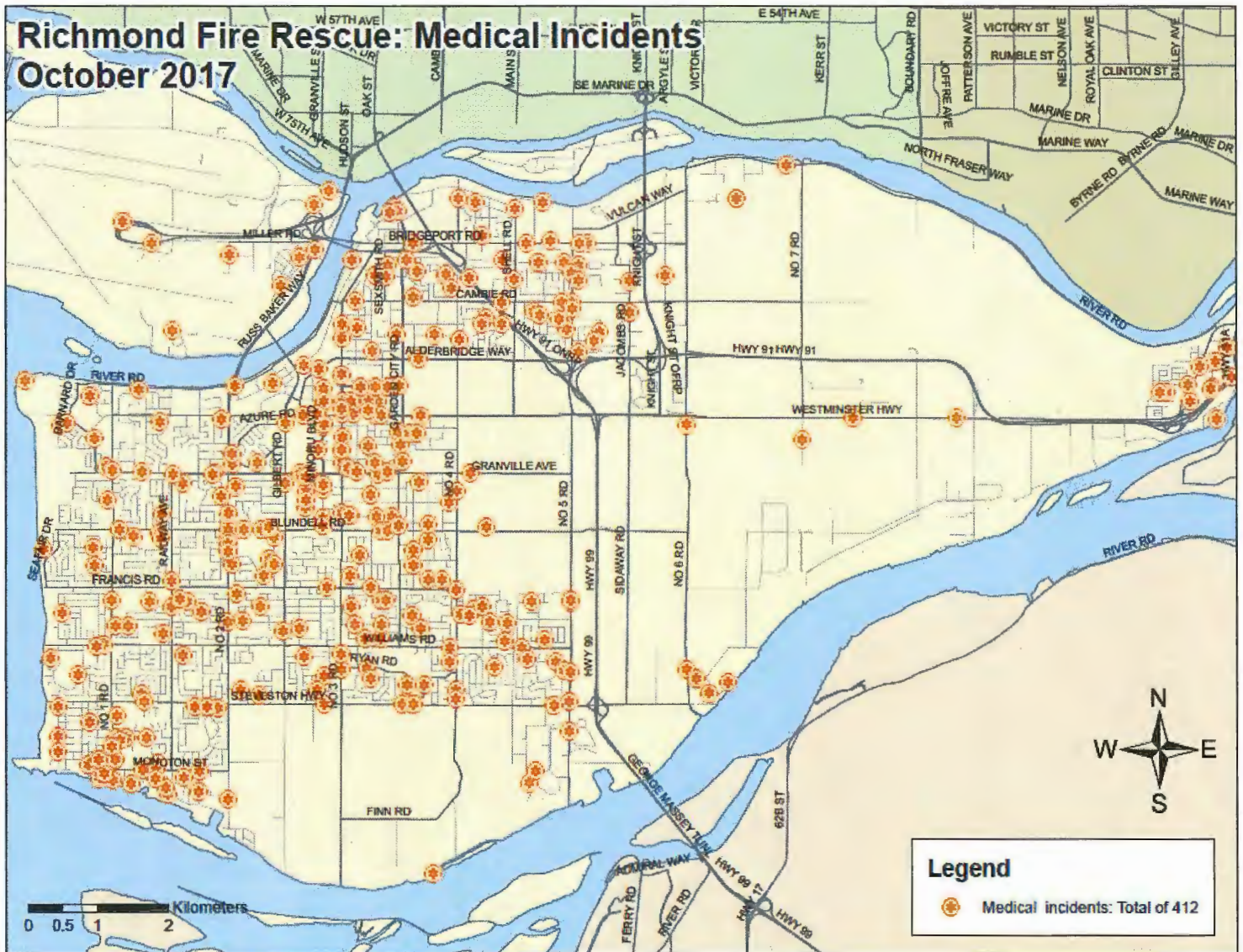


Figure 3: Location of MVI calls in October (total 119)

