



# City of Richmond

## Report to Committee


---

<b>To:</b>	Community Safety Committee	<b>Date:</b>	February 28, 2014
<b>From:</b>	Rendall Nessel Officer In Charge, Richmond RCMP Detachment	<b>File:</b>	09-5000-01/2013-Vol 01 (14.7)
<b>Re:</b>	<b>RCMP's Monthly Report – January 2014 Activities</b>		

---




### Staff Recommendation

That the report titled "RCMP's Monthly Report – January 2014 Activities" (dated February 28, 2014, from the Officer in Charge, Richmond RCMP) be received for information.



(Rendall Nessel) Superintendent  
Officer In Charge, Richmond RCMP Detachment  
(604-278-1212)

ATT: 2

REPORT CONCURRENCE	
CONCURRENCE OF GENERAL MANAGER 	
REVIEWED BY STAFF REPORT / AGENDA REVIEW SUBCOMMITTEE	INITIALS: 
APPROVED BY CAO 	

## Staff Report

### Origin

At the request of the Community Safety Committee, the Officer in Charge will keep Council informed on matters pertaining to policing in the community of Richmond.

This report supports Council's Term Goal #1:

*To ensure Richmond remains a safe and desirable community to live, work and play in, through the delivery of effective public safety services that are targeted to the City's specific needs and priorities.*

### Analysis

Below is the RCMP's Monthly Report regarding January 2014 activities.

#### Noteworthy Files and Activities:

#### ***Hit and Run / Stabbing***

On January 6, 2014 Richmond RCMP officers came across a two vehicle collision in the area of Highway 91 and Highway 99. The three occupants, who sustained minor injuries, of the first vehicle reported that they had been hit by another vehicle while on the highway. Police located the second vehicle involved at the scene but the driver was not present.

At the same time that this investigation was going on, Richmond RCMP officers were dispatched to a nearby residence where a resident had been stabbed after answering his door. The investigation revealed that a suspect had stabbed the resident multiple times before stealing his vehicle and leaving the scene. The injured resident remains in serious but stable condition in the hospital.

It is believed that these two incidents are linked and are currently being investigated by Richmond Serious Crimes investigators.

#### ***Attempted Robbery***

On January 16, 2014 three men were charged after an attempted robbery on the 6800 block of Eckersley Road. Police went to the address after reports that a male was beaten and suspects were seen fleeing in a white vehicle. Police found one injured male who was taken to hospital and subsequently released. The vehicle was found by Vancouver Police with the males inside and they were arrested. The three suspects are now facing charges of Robbery, Assault and Attempted Kidnapping.

#### ***Attempted Abduction***

Richmond RCMP is investigating an attempted abduction. At approximately 6:45am on January 27, 2014 the victim was walking eastbound in the 5600 block of Blundell Road towards No. 2 Road. The victim was grabbed from behind by someone that she believes to be male. The victim struggled and was able to escape. The suspect ran westbound on Blundell Road and then

southbound on Clifton Road. Due to fog and poor weather conditions, the suspect was never found.

### Auxiliary Constables

The mandate of Richmond's Auxiliary Constables is to support community police activities relating to public safety and crime prevention within the City of Richmond. The primary focus of Richmond's Auxiliary Constables is to work at community and special events, provide traffic control, and participate in crime prevention programs.

An Annual Report for the 2013 Richmond RCMP Detachment Auxiliary Constable Program is attached as Appendix "C".

### Community Policing

#### ***Highlights***

The City Center Community Police Station received two referrals from the City of Richmond's Transportation division to conduct Speed Watch at McLean Avenue and Westminster Highway as they were getting complaints from local residents. The Speed Watch shifts were conducted on January 8, 10 and 15, 2014 and in total, 325 drivers were caught speeding and sent the affiliated letter informing the drivers of this fact.

The community police stations got together and set up a table at the Brighthouse Library on Sunday January 19, 2014 promoting Pedestrian Safety. The display attracted 144 people and they were informed about being a safe pedestrian and given hand outs to take home.

#### ***Block Watch***

There were 424 letters sent to victims and their neighbours, informing them that a residential break and enter had occurred in their neighbourhood, and encouraging residents to start a Block Watch group. Similarly, 18 Business Link letters were sent to Richmond businesses that experienced a break and enter during this period. Both residential and Business Link break and enter letters offer crime prevention tips and direct Richmond residents and business owners to the crime prevention web pages and encourage them to register for the email alerts.

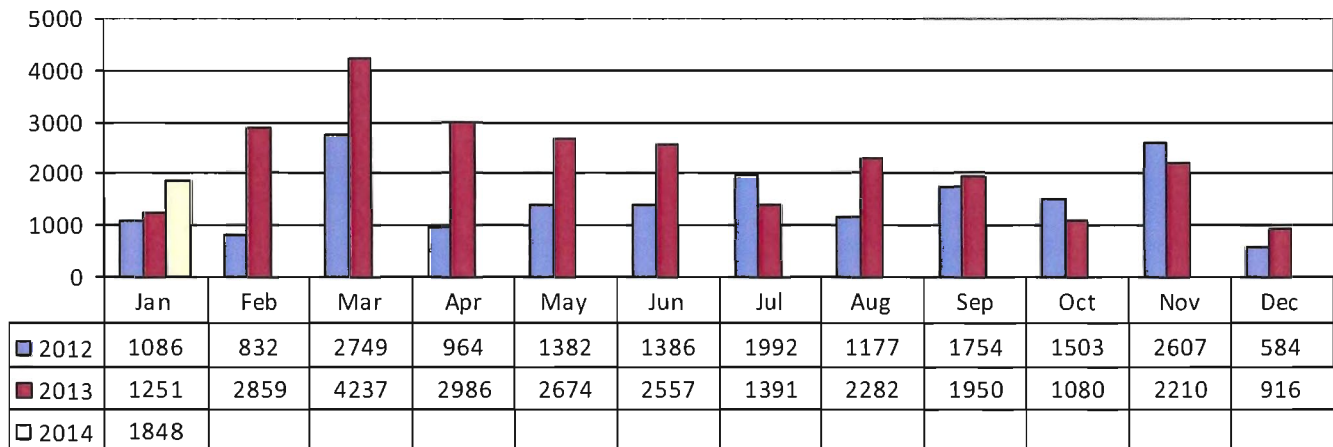
There were 94 residential and 24 business break and enter email alerts sent this period to registered Richmond residents and businesses respectively. These emails inform home and business owners that a break and enter has occurred, provides crime prevention information and directs residents and business owners to the crime prevention web pages.

#### ***Richmond Detachment Stolen Auto Recovery and Lock Out Auto Crime Statistics***

Notices supplied by ICBC are issued by a community volunteer and left on every car in a local parking lot. The notice will have the Community Police Station name, crime prevention tips, location and date written on it as well as a list of questions that have been checked "yes" or "no".

Figure 1 provides a comparison by year for vehicles viewed or issued a notice.

**Figure 1: Richmond Detachment Stolen Auto Recovery/Lock Out Auto Crime  
Vehicles Viewed/Issued a Notice**



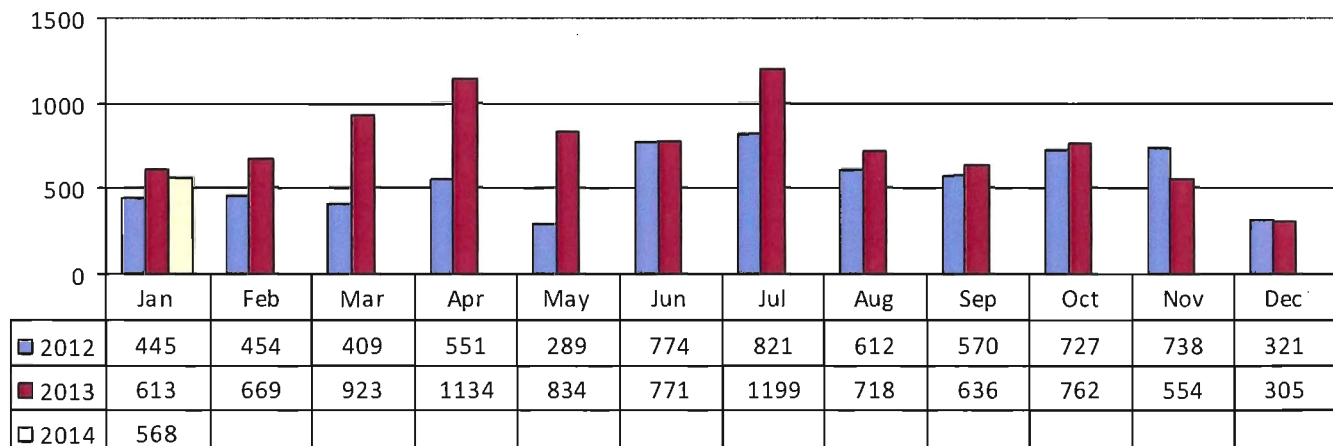
Example questions:

- Does the vehicle have an anti-theft device? (e.g: alarm, immobilizer or steering wheel lock)
- Are there any personal belongings in plain view?
- Is the vehicle locked?
- Have all suitable steps been taken to prevent auto crime?

#### ***Richmond Detachment Speed Watch Statistics***

Speed Watch promotes safe driving habits by alerting drivers of their speed in school zones and on roadways. Trained volunteers are equipped with radar and a speed watch reader board that gives driver's instant feedback regarding their speed. Once the volunteers record the licence plate number and the speed, a letter is sent to the registered owner of the driving infraction, including, date, time, location and what the penalties would be if the driver had received a violation ticket. Figure 2 provides a comparison by year for the number of letters sent.

**Figure 2: Richmond Detachment Speed Watch  
Vehicles Viewed with Letters Sent**

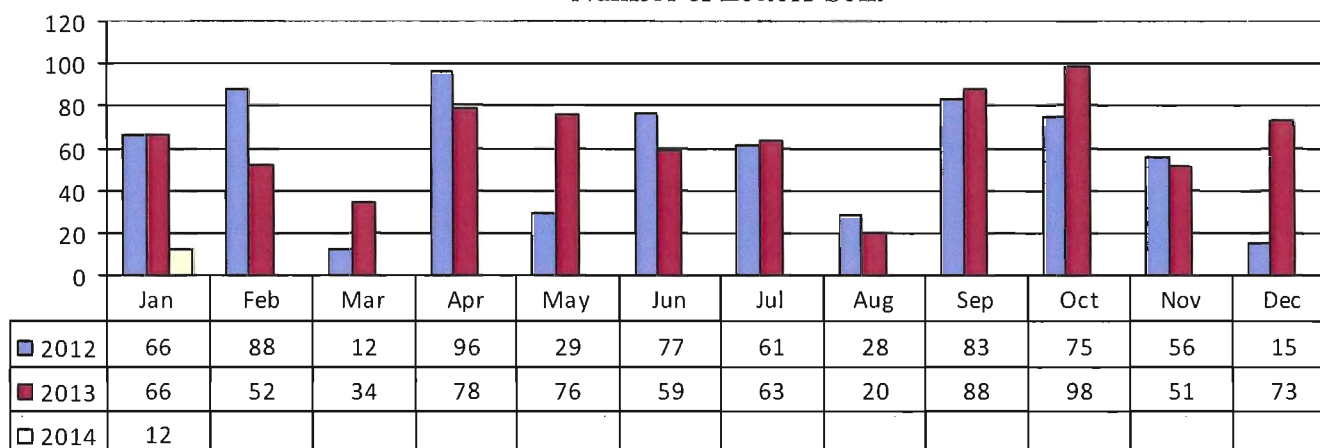


On average there has been an increase in the number of vehicles viewed, therefore an increase in the number of letters sent out regarding speeding.

### ***Richmond Detachment Distracted Drivers Statistics***

While volunteers are out doing bike/foot patrols or on Speed Watch duty, they note drivers that are on their cell phones; talking or texting, using electronic devices, reading a newspaper or putting on makeup. The registered owner of the vehicle is then sent a letter with the date, time and location. Also included in the letter is the type of driving infraction and amount of the fine had the driver received a violation ticket. Figure 3 provides a comparison by year for the number of letters sent.

**Figure 3: Richmond Detachment Distracted Drivers  
Number of Letters Sent**



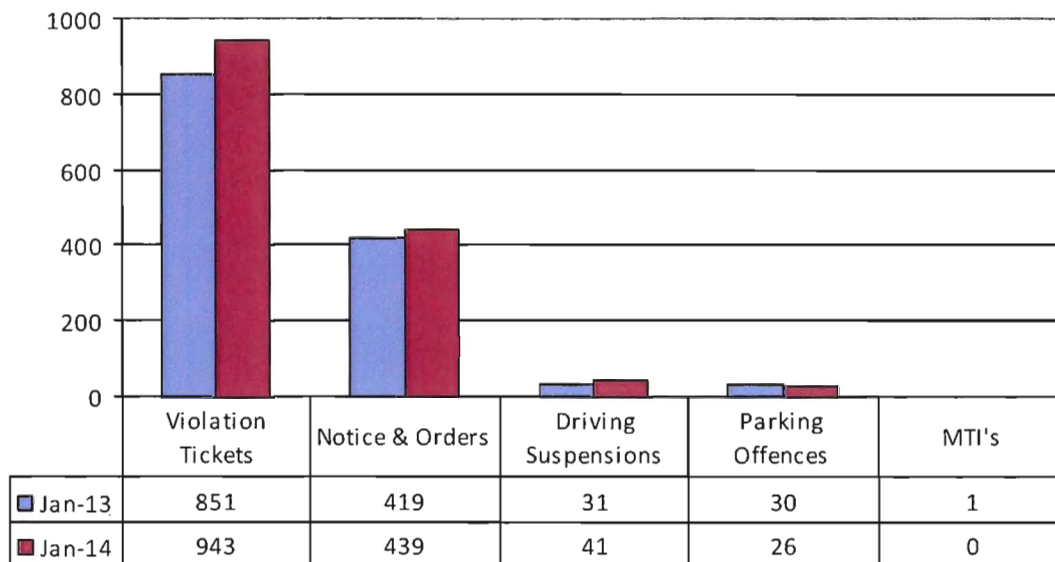
### ***Community Police Volunteer Bike and Foot Patrol Program***

In January 2014, there were 10 bike patrols totalling 71 hours as well as five foot/van patrols totalling 45 hours. The volunteers assisted the general public with directions and general questions, witnessed minor vehicle collisions and offered assistance, reminded jaywalkers to use the crosswalks, noted any distracted drivers and used palm pilots to run licence plates to see if any vehicles were stolen. They visited local parks and schools making sure that everything was secure and looked for possible grow ops and abandoned houses.

### **Road Safety Unit**

#### ***Road Safety Unit Service Demand – Month to Month Comparison***

Figure 4 compares the Road Safety Unit tickets and categorized them by type for the month of January 2013 and January 2014. In January, 2013 there were a total of 1,332 tickets compared to January, 2014 which had a total of 1,449, an increase of 8.8%. This increase is due to more traffic members being available to conduct those particular duties as they weren't focused on any fatalities, which takes up a lot of the Road Safety Unit's resources.

**Figure 4: Service Demand Month-to-Month Comparison**

### Victim Services

From January 1, 2014 to January 31, 2014, Richmond RCMP Victim Services provided services to 43 new clients, attended 14 crime and trauma scenes in addition to the active caseload of 144 ongoing files. Victim Services responded to a number of medical related sudden deaths and suicides. Victim Services also provided assistance to the families and friends of two different murder investigations, as well as a home invasion and a drive-by shooting.

### Crime Statistics

Crime Stats – see Appendix “A”

Crime Maps – see Appendix “B”

### **Financial Impact**

There is no financial impact associated with this report.

### **Conclusion**

For the month of January 2014, policing in Richmond had been fairly busy for the Serious Crime Unit as there were two murders and a drive-by shooting. However; in general January has been relatively quiet and there have been no pedestrian fatalities, which is extremely positive.

Lainie Goddard  
Manager, RCMP Administration  
(604-207-4767)

Appendix A: Crime Statistics

Appendix B: Crime Maps



## JANUARY 2014 STATISTICS

This chart identifies the monthly totals for all founded Criminal Code offences, excluding Traffic Criminal Code. Based on Uniform Crime Reporting (UCR) scoring, there are three categories: (1) Violent Crime, (2) Property Crime, and (3) Other Criminal Code. Within each category, particular offences are highlighted in this chart. In addition, monthly totals for Controlled Drugs and Substances Act (CDSA) offences are included.

The Average Range data is based on activity in a single month over the past 5 years. If the current monthly total for an offence is above average, it will be noted in **red**, while below-average numbers will be noted in blue.

Year-to-Date percentage increases of more than 10% are marked in **red**, while decreases of more than 10% are blue. Please note that percentage changes are inflated in categories with small numbers (e.g.: Sexual Offences).

	CURRENT MONTH	5-YR AVERAGE	5-YR AVERAGE RANGE	YEAR-TO-DATE TOTALS			
	Jan-14	January		2013	2014	% Change	Change in # of Offenses
<b>VIOLENT CRIME</b> (UCR 1000-Series Offences)	<b>107</b>	<b>131</b>	<b>117-144</b>	<b>115</b>	<b>107</b>	<b>-7.0%</b>	<b>-8</b>
<i>Robbery</i>	11	12	3-21	11	11	<b>0.0%</b>	0
<i>Assault</i>	34	40	34-46	30	34	<b>13.3%</b>	4
<i>Assault w/ Weapon</i>	<b>9</b>	13	10-15	15	9	<b>-40.0%</b>	-6
<i>Sexual Offences</i>	<b>2</b>	6	4-8	3	2	<b>-33.3%</b>	-1
<b>PROPERTY CRIME</b> (UCR 2000-Series Offences)	<b>737</b>	<b>705</b>	<b>632-779</b>	<b>698</b>	<b>737</b>	<b>5.6%</b>	<b>39</b>
<i>Business B&amp;E</i>	31	38	26-49	47	31	<b>-34.0%</b>	-16
<i>Residential B&amp;E</i>	91	82	66-99	98	91	<b>-7.1%</b>	-7
<i>MV Theft</i>	25	39	23-55	34	25	<b>-26.5%</b>	-9
<i>Theft From MV</i>	<b>246</b>	192	141-243	153	246	<b>60.8%</b>	93
<i>Theft</i>	<b>116</b>	124	120-129	120	116	<b>-3.3%</b>	-4
<i>Shoplifting</i>	52	62	52-72	78	52	<b>-33.3%</b>	-26
<i>Fraud</i>	46	41	29-54	55	46	<b>-16.4%</b>	-9
<b>OTHER CRIMINAL CODE</b> (UCR 3000-Series Offences)	<b>200</b>	<b>175</b>	<b>152-198</b>	<b>174</b>	<b>200</b>	<b>14.9%</b>	<b>26</b>
<i>Arson - Property</i>	3	3	1-6	0	3	<b>N/C</b>	3
<b>SUBTOTAL</b> (UCR 1000- to 3000-Series)	<b>1044</b>	<b>1011</b>	<b>922-1100</b>	<b>987</b>	<b>1044</b>	<b>5.8%</b>	<b>57</b>
<b>DRUGS</b> (UCR 4000-Series Offences)	<b>63</b>	<b>81</b>	<b>59-102</b>	<b>48</b>	<b>63</b>	<b>31.3%</b>	<b>15</b>

Prepared by Richmond RCMP.

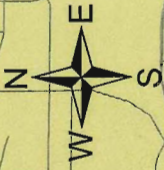
Data collected from PRIME on 2014-02-17. Published 2014-02-19.

This data is operational and subject to change. This document is not to be copied, reproduced, used in whole or part or disseminated to any other person or agency without the consent of the originator(s).



# Business Break & Enters January 1st - January 31st, 2014

Appendix 'B'

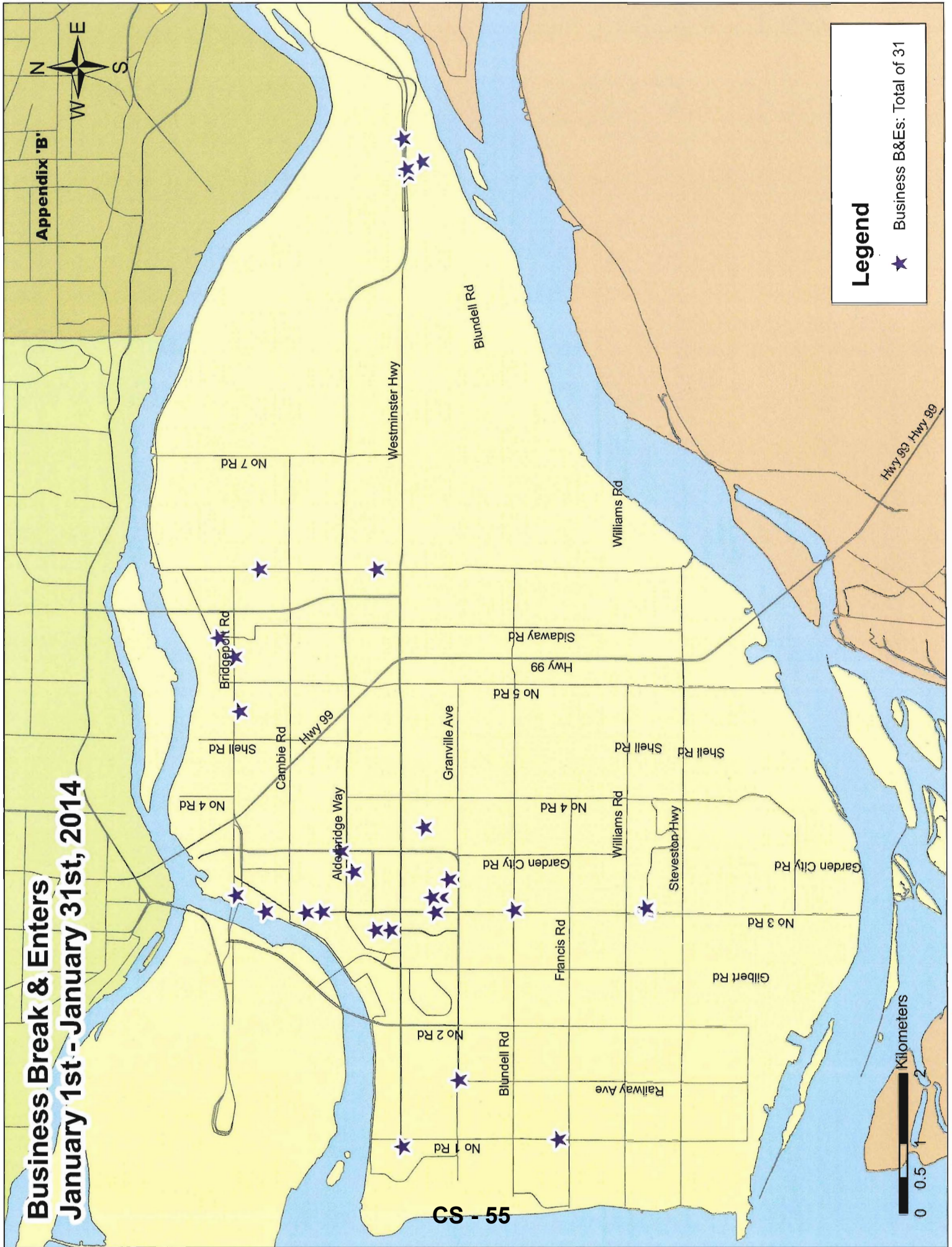


CS - 55

## Legend

- ★ Business B&Es: Total of 31

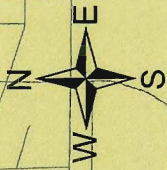
0 0.5 1 2 Kilometers





# Residential Break & Enters January 1st - January 31st, 2014

Appendix 'B'

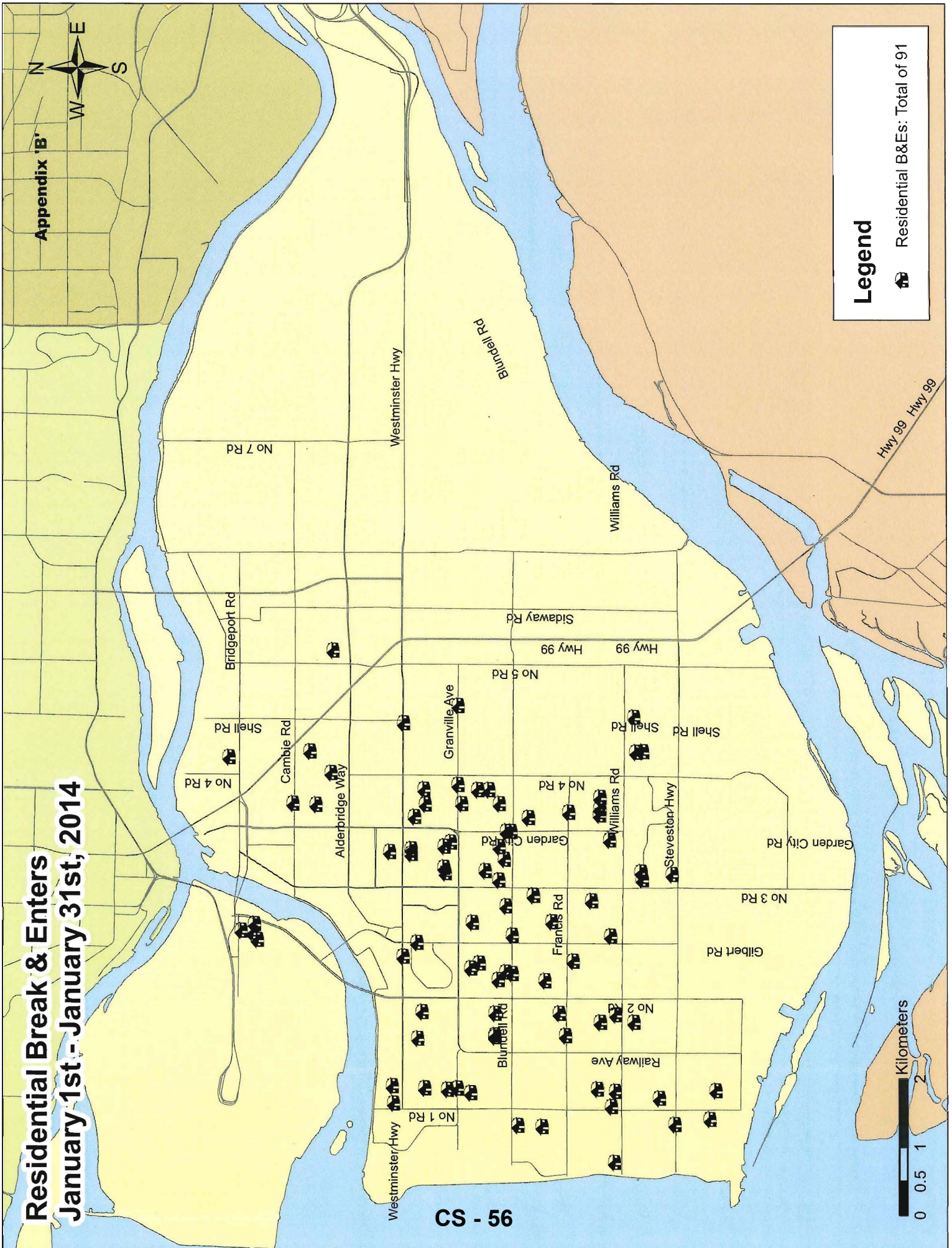


CS - 56

## Legend

Residential B&Es: Total of 91

Kilometers  
0 0.5 1 2

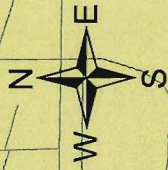




# Auto Theft


## January 1st - January 31st, 2014

Appendix 'B'

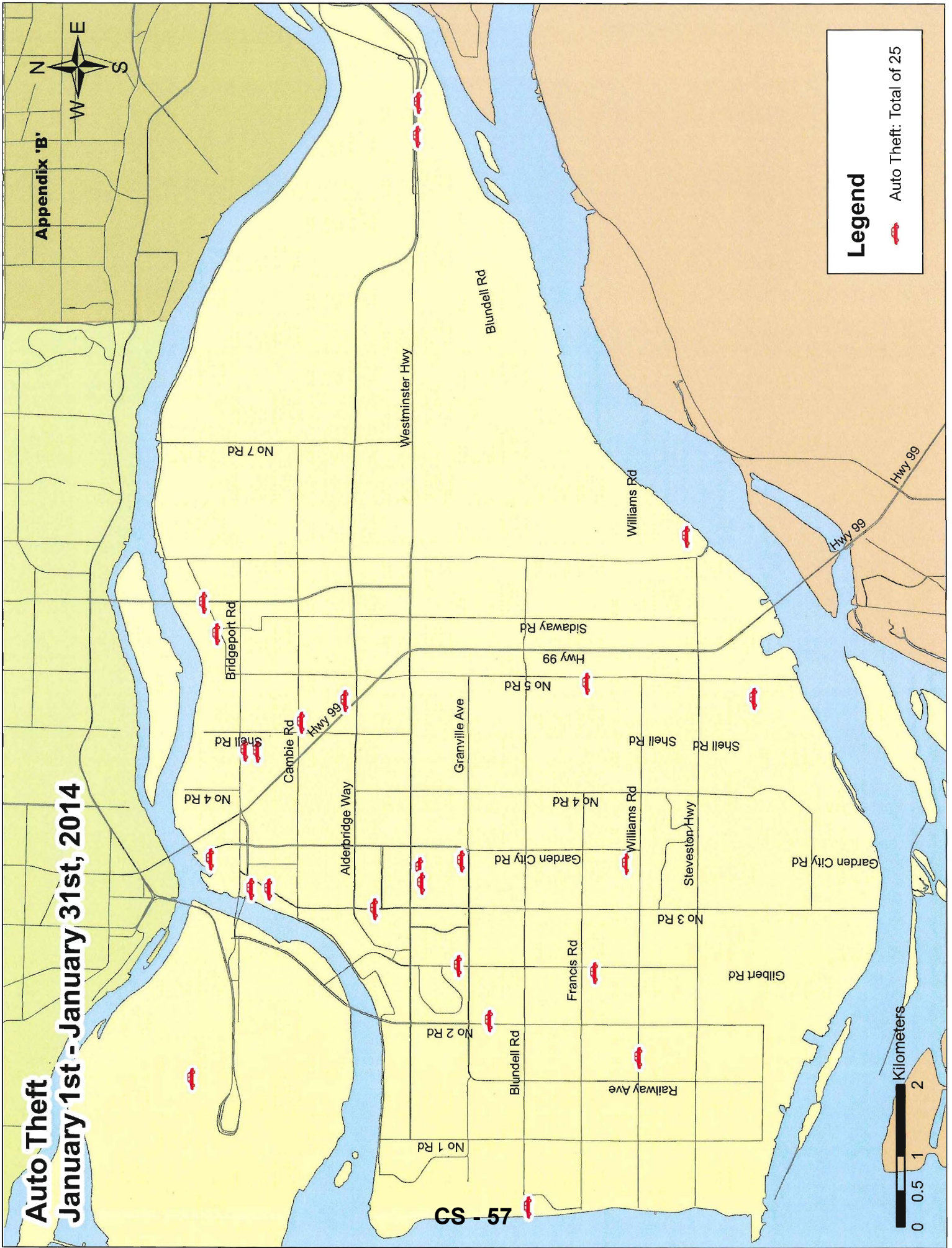


CS - 57

### Legend

 Auto Theft: Total of 25

 Kilometers  
0 0.5 1 2





# Thefts From Vehicles January 1st - January 31st, 2014

Appendix 'B'

