



City of Richmond

Report to Committee

To: Community Safety Committee

Date: October 10, 2018

From: Tim Wilkinson
Fire Chief, Richmond Fire-Rescue

File: 09-5000-01/2018-Vol 01

Re: **Richmond Fire-Rescue Monthly Activity Report – September 2018**

Staff Recommendation

That the staff report titled “Richmond Fire-Rescue Monthly Activity Report – September 2018”, dated October 10, 2018 from the Fire Chief, Richmond Fire-Rescue, be received for information.

Tim Wilkinson
Fire Chief
(604-303-2701)

Att. 2

REPORT CONCURRENCE	
CONCURRENCE OF GENERAL MANAGER	
REVIEWED BY STAFF REPORT / AGENDA REVIEW SUBCOMMITTEE	INITIALS: CS
APPROVED BY CAO	

Staff Report

Origin

This report provides Council with an update on Richmond Fire-Rescue (RFR) activities. RFR is reporting on its activities in support of its mission:

To protect and enhance the City's livability through service excellence in prevention, education and emergency response.

This report supports Council's 2014-2018 Term Goal #1 A Safe Community:

Maintain emphasis on community safety to ensure Richmond continues to be a safe community.

Analysis

Community Involvement

RFR advances public awareness, education and community bridge building by participating in training events, community activities and social media.

During September staff engaged with approximately 2,586 children and adults, continuing to develop effective interagency relationships and partnerships within the community including; a fire safety presentation for a senior's complex, fire hall tour for Richmond Scouts group, seniors presentation to Richmond Seniors Advisory Committee, "We Live Here" program tour with SUCCESS and the Brighthouse Fire Hall No. 1 grand opening.

Emergency Response

RFR's goal is to respond to events in a manner where loss of life, reduction of property damage and protection of the environment is mitigated. In September 2018 there were a total 761 incidents, representing a 17.6 per cent reduction in calls from September 2017 (Attachment 1).

The average time on scene for RFR crews was 28 minutes, an increase over 2017. This can be impacted by the nature and severity of each call and the duration on scene. The reduction in overall calls is due to the reclassification of medical calls by BC Emergency Health Services (BCEHS) for their triaging and deploying resources of BC Ambulance Services.

In September 2018 there were 40 reportable fires to the Office of the Fire Commissioner; representing a 9 per cent decrease from September 2017. The average figure for fires reported in September, over the last five years, is 44, thus reportable fires in the month of September remains consistent with year over year trends.

Fire damage and property losses during September 2018 are estimated at \$86,900. This total includes \$18,900 for building/asset loss and \$68,000 for content loss. The total building/asset and content value at risk was estimated to be \$39,001,600 and the total value preserved from damage was \$38,914,700. These numbers translate to 99 per cent of value protected (Table 1); this is the same per cent protected value observed in 2017.

Table 1: Fire Calls By Type and Loss Estimates – September 2018						
Incident Type Breakdown	Call Volume	Estimated Building / Asset Value (\$)	Estimated Building / Asset Loss (\$)	Estimated Content Value (\$)	Estimated Content Loss (\$)	Estimated Total Value Preserved (\$)
Residential: Single family	4	16,600	10,000	50,000	50,000	600
Multi family	8	1,340,000	8,200	60,000	18,000	1,373,800
Commercial / Industrial	3	37,541,000	-	-	-	37,541,000
Outdoor	23	-	700	-	-	700
Vehicle/Vessel	2	-	-	-	-	-
Totals*	40	38,891,600	18,900	110,000	68,000	38,914,700

*The dollar losses shown in this table are preliminary estimates. They are derived from RFR's record management system and are subject to change due to delays in reporting and confirmation of actual losses from private insurance agencies (as available).

Significant Events

Fire crews minimized loss and limited fires to the place of origin in these notable September 2018 incidents:

- Residential fire on Boundary Road. Crews responded to a two story single family home with smoke and flames on the first and second floors. Crews established command and proceeded to attack the fire. Fortis Gas, BC Hydro and BC Ambulance Services were requested to attend the scene. Once able crews proceeded to search the interior for three possible unaccounted for occupants. While searching the house crews proceeded to extinguish spot fires. There were no occupants found when the search was complete. Once the fire was extinguished, crews proceeded to carry out a fire-ground cleanup. A Fire Investigator attended.
- Illegal burning complaint on No 6 Road. Crews responded to burning rubbish at the south side of a residence. RFR crews informed the onsite property owners that they were burning illegally and proceeded to extinguish the fire. Once the fire had been extinguished RFR crews issued an Outdoor Burning Letter of Advisement.
- Wildland fire on No 6 Road. RFR crews arrived on scene to a large brush fire of approximately 20,000 square feet. Crews proceeded to attack the fire and wet down the surrounding area. Once the fire was extinguished, crews remained on scene to clean up equipment and gather information. Fire investigator responded.


- Wildland fire at Iona Beach. RFR crews attended beyond the park area to find multiple large logs on fire. RFR crews worked throughout the day to bring the fire under control and manage the site safely. There were no injuries reported and once the fire had been managed, RFR left the site under the care and control of Metro Vancouver staff, who continued to apply sprinkler protection water onto the logs. A Fire Investigator attended.

Financial Impact

None.

Conclusion

During September 2018, calls for service decreased by 17.6 per cent from September 2017. RFR will continue to monitor these activities to identify trends and ensure potential solutions.



Tim Wilkinson
Fire Chief
(604-303-2701)

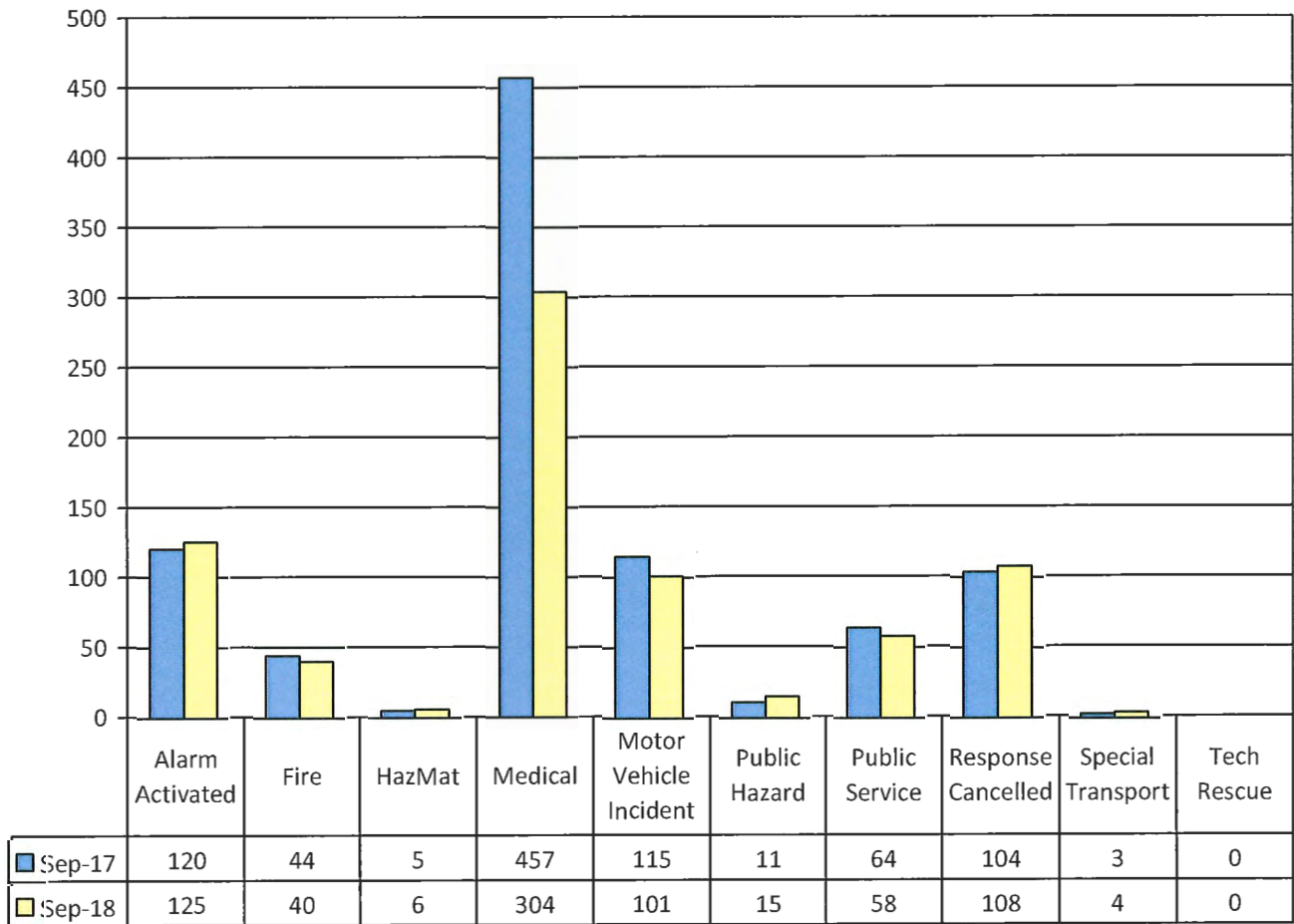
TW:js

- Att. 1: Suppression Activity
2: Location of September's Fire, Medical and MVIs

Calls for Service Volumes

The following chart provides a month to month comparison regarding incidents occurring in September 2017 and 2018. In September 2018, there were a total of 761 incidents, compared to 923 in September 2017. This represents a decrease of 17.6 per cent.

Table 3: September 2017 & 2018 Calls for Service Volumes



Call Type Legend:

HazMat: includes fuel or vapour; spills, leaks, or containment

Medical includes: cardiac arrest, emergency response, home or industrial accidents

Public Hazard includes: aircraft emergency, bomb removal standby, object removal, or power lines down

Public Service includes: assisting public, ambulance or police, locked in/out, special events, trapped in elevator, water removal

First Responder Totals

Medical first responder incidents comprised 39 per cent of the total emergency responses for RFR during the month of September 2018. A detailed breakdown of the medical incidents for September 2018 and 2017 is set out in the following table by sub-type. There were a total of 304 medical incidents in September 2018 compared to 457 in September 2017, a decrease of 33 per cent.

Table 4a: September 2017 & 2018 Medical Calls by Type

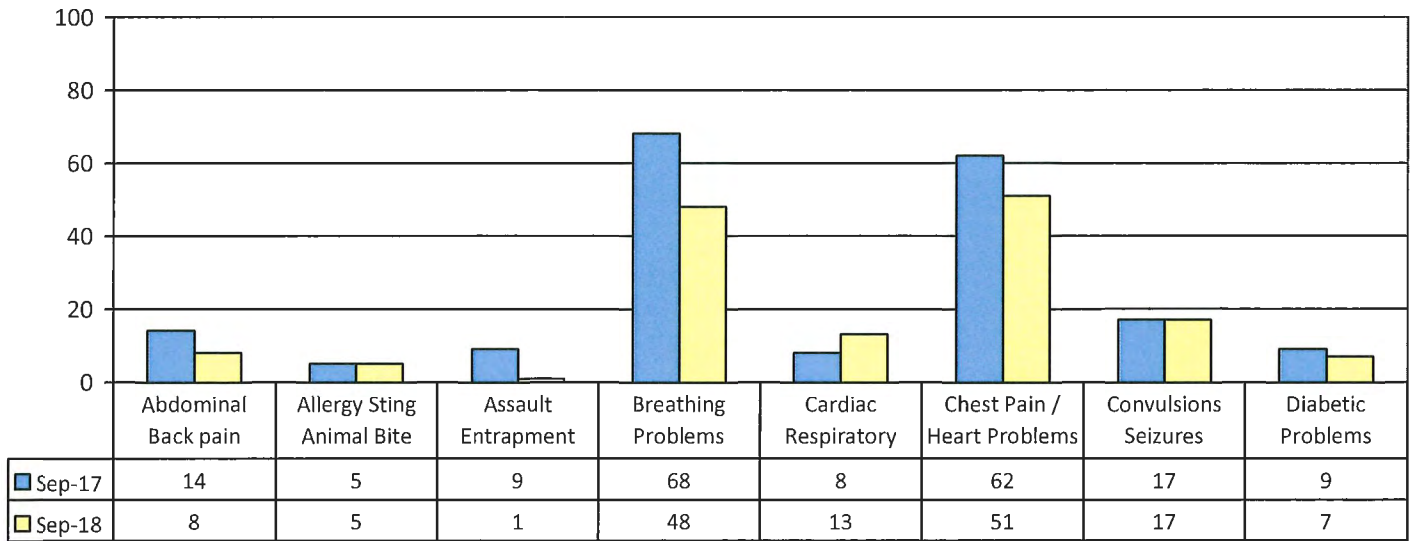
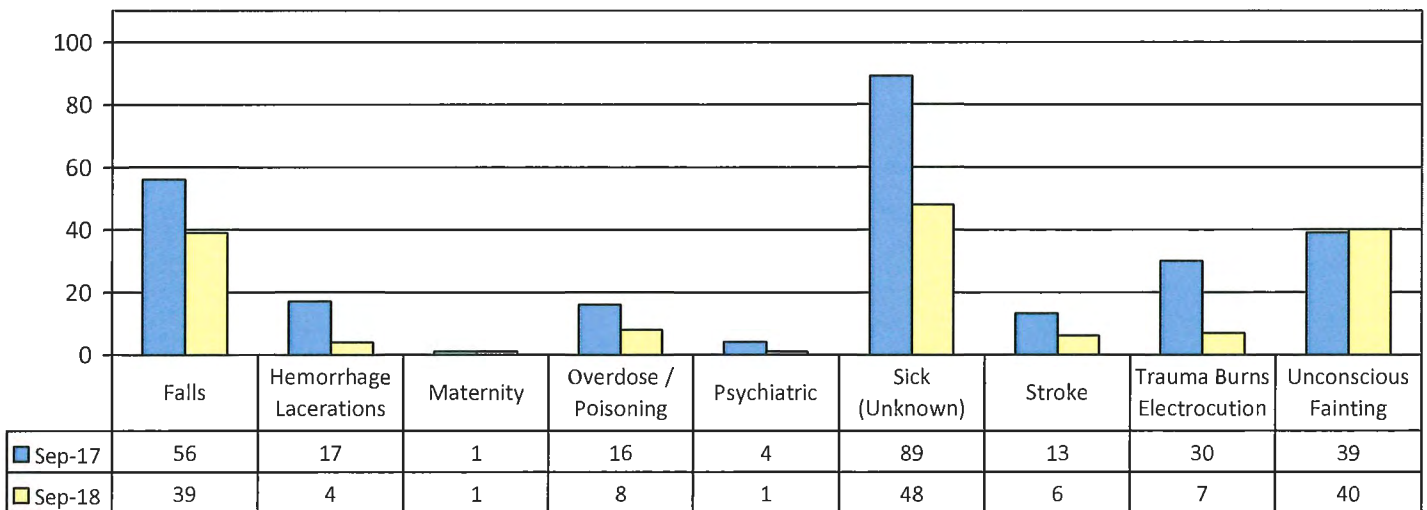


Table 4b: September 2017 & 2018 Medical Calls by Type



Fire Investigations

The fire investigation statistics for September 2018 are listed below:

Table 5: Total Fire Investigation Statistics – September			
	Suspicious	Accidental	Undetermined
Residential - Single-family	-	3	1
Residential - Multi-family	-	7	1
Commercial/Industrial	-	2	1
Outdoor	4	10	9
Vehicle	-	1	1
Totals	4	23	13

RFR investigators report all suspicious fires to the RCMP, while working alongside RCMP staff to address potential risks to the community.

Hazardous Materials

Table 6: HazMat Calls By Type – September	
	Details
Toxic / Infectious Substances	1
Natural Gas / Propane Leaks (small)	4
Unclassified	1
Totals	6

Figure 1: Location of reportable fires attended in September (total 40)

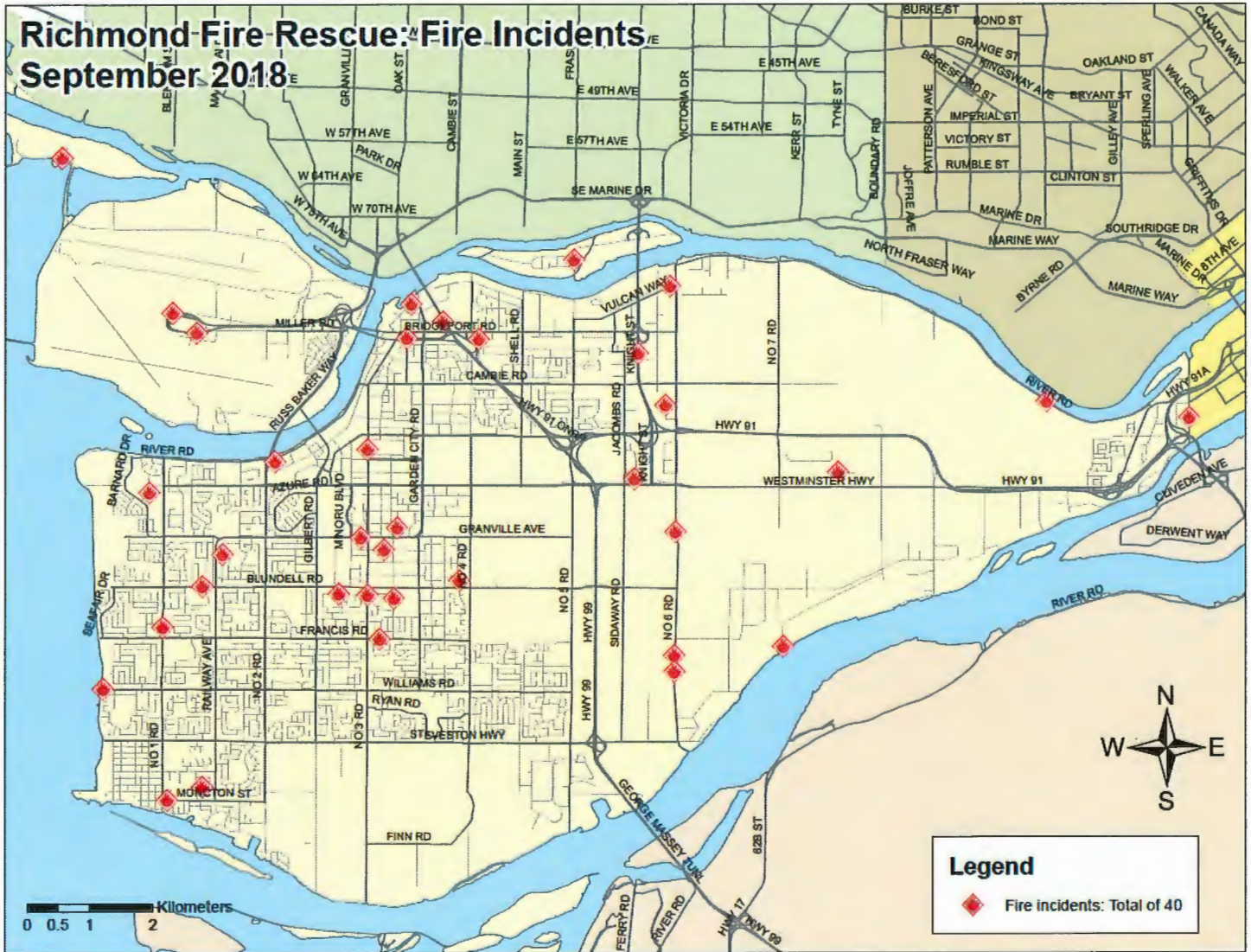


Figure 2: Location of medical calls in September (total 304)

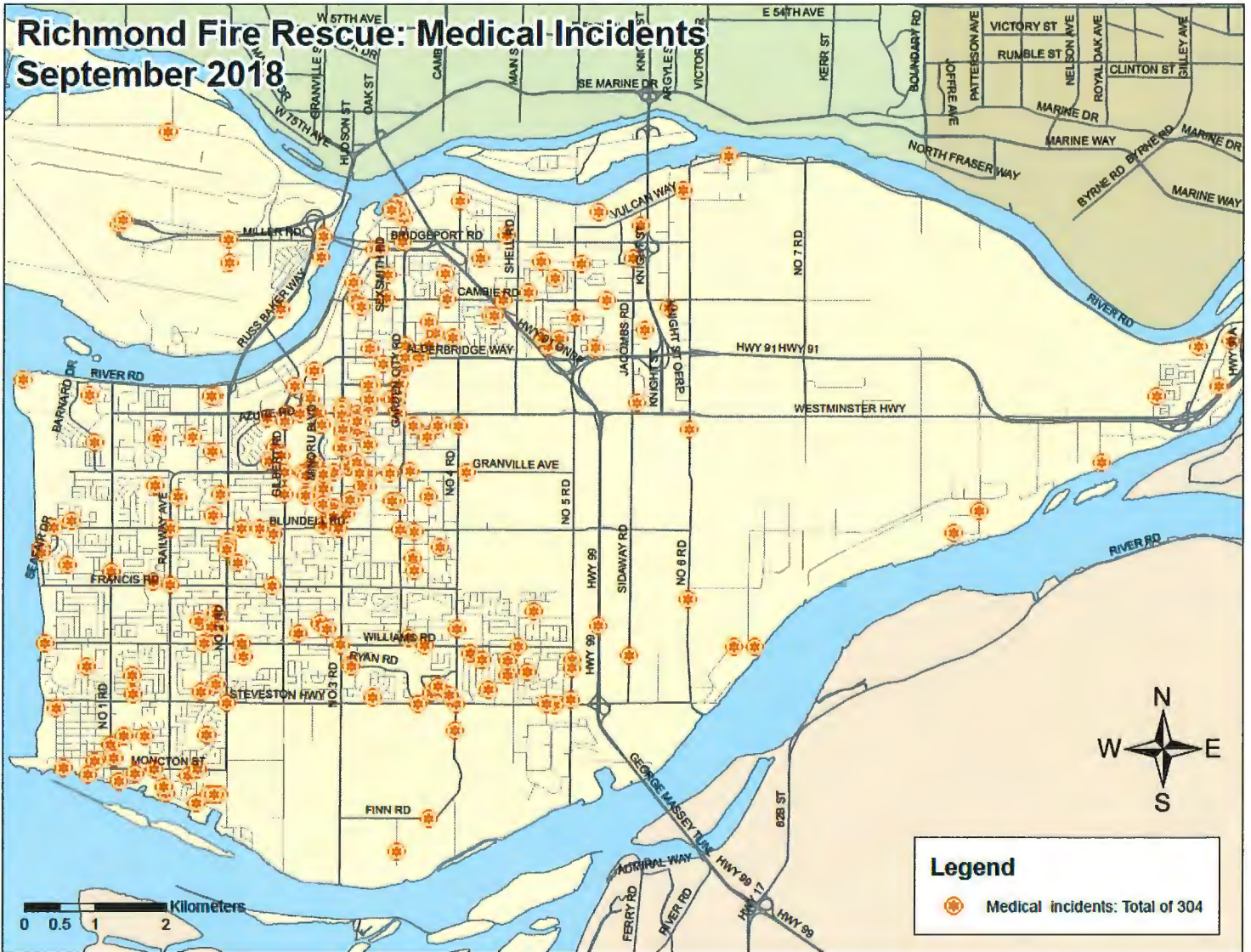


Figure 3: Location of MVI calls in September (total 101)

