



# City of Richmond

## Report to Committee

---

**To:** Community Safety Committee **Date:** August 13, 2015  
**From:** John McGowan **File:** 09-5000-01/2015-Vol  
Fire Chief, Richmond Fire-Rescue 01  
**Re:** **Richmond Fire-Rescue Monthly Activity Report - July 2015**

---

### Staff Recommendation

That the staff report titled "Richmond Fire-Rescue Monthly Activity Report - July 2015," dated August 13, 2015 from the Fire Chief, Richmond Fire-Rescue, be received for information.

John McGowan  
Fire Chief  
(604-303-2734)

Att. 2

<b>REPORT CONCURRENCE</b>	
<b>CONCURRENCE OF GENERAL MANAGER</b> 	
<b>REVIEWED BY STAFF REPORT / AGENDA REVIEW SUBCOMMITTEE</b>	<b>INITIALS:</b> 
<b>APPROVED BY CAO</b> 	

## Staff Report

### Origin

This report provides Council with an update on Richmond Fire-Rescue (RFR) activities. Through the delivery of its programs and services, RFR continues to work towards the City's vision of being the most appealing, livable, and well-managed community in Canada. RFR is reporting on its activities in support of its mission:

*To protect and enhance the City's livability through service excellence in prevention, education and emergency response.*

This report supports Council's 2014-2018 Term Goal #1 A Safe Community:

*Maintain emphasis on community safety to ensure Richmond continues to be a safe community.*

### Analysis

#### Community Involvement

Safety messaging for July focused on prevention of outdoor fires, safe boating, swimming and BBQ safety. Facebook posts and fire hall sign messages were used to remind the public of key safety points regarding our focus areas for July.

RFR participates in events and activities to advance public education and community bridge building. During July 2015 the following took place:

- Safety presentations were provided to *South Arm Community Centre Summer Day Camp for Children & Youth and Hamilton Community Centre Children's Summer Day Camp*. There were a total of 90 participants in attendance.
- Hall tour was provided to the *Potts Education Studio for ESL Group*. There were a total of 10 participants in attendance.
- Community events attended during July included the *Salmon Festival, Steveston Ship to Shore, , Richmond Chamber of Commerce 3rd Annual Community Shred-a-thon, Thompson Community Centre Annual Community Celebration, City of Richmond & Lulu Lemon Health and Wellness Fundraiser*. Over 2,440 children and adults attended these events where crews engaged with the community groups, provided fire safety and public relations information.
- RFR and the RCMP joined forces to deliver a Youth Engagement Camp at the City Centre Community Centre on July 10<sup>th</sup>, 2015. Forty four young boys and girls spent the day participating in the Junior Obstacle course and water games. The fire engine supplied water giving the opportunity for the youth to handle a charged fire hose. The purpose was to outreach with youth and increase the knowledge of the fire and police service, and enhance fire safety.

- Again, RFR and the RCMP worked together and delivered Camp Courage, on July 8<sup>th</sup> at Thompson Community Centre. The camp ran from 10:00 am to 3:00 pm , with thirty two children ages ranging from 9-12 years old.

The children learned about the training, responsibilities, skills and equipment involved in policing and firefighting through demonstrations and hands on activities. Camp Courage is a great opportunity for police and fire personnel to communicate with youth and their parents, acting as positive role models, and mentoring youth towards goals of social responsibility and civic mindedness. Specifically, RFR exposed the youth to firefighter activities through a safety presentation and then a timed race, through the Junior Firefighter Obstacle Course.

Two more camps will be delivered August 19<sup>th</sup> at South Arm Community Centre, and August 26<sup>th</sup>, at Cambie Community Centre.

**Training**

The training office continues to reviewed and plan content for the firefighter recruit program in preparation for the September arrival of new hires.

**Emergency Response**

Our goal is to respond to all calls quickly and minimize loss of life and property.

There were 101 fires in July 2015. Fire losses during the month are estimated at \$51,950. This total includes \$51,000 for building loss and \$950 for content loss. The total building and content value at risk was estimated to be \$50,151,000, and the total value preserved was \$50,099,050. These numbers translate to 99.9% of value protected (Figure 1).

<b>Figure 1: Fire Calls By Type and Loss Estimates – July</b>						
<b>Incident Type Breakdown</b>	<b>Call Volume</b>	<b>Estimated Building Value (\$)</b>	<b>Estimated Building Loss (\$)</b>	<b>Estimated Content Value (\$)</b>	<b>Estimated Content Loss (\$)</b>	<b>Estimated Total Value Preserved (\$)</b>
Residential:						
Single family	3	750,500	50,500	200,500	500	900,000
Multi family	4	40,600,000	-	7,100,000	450	47,699,500
Commercial / Industrial	5	1,500,000	500	-	-	1,499,500
Fire – Outdoor	88	-	-	-	-	-
Vehicle	1	-	-	-	-	-
<b>Totals*</b>	<b>101</b>	<b>42,850,500</b>	<b>51,000</b>	<b>7,300,500</b>	<b>950</b>	<b>50,099,050</b>

\*The dollar losses shown in this table are preliminary estimates. They are derived from RFR’s record management system and are subject to change due to delays in reporting and confirmation of actual losses from private insurance agencies (as available).

Fire crews minimized loss and limited the fire to the place of origin in notable July incidents:

Crews responded to a house fire on Douglas Street. RFR crews extinguished the fire around the front door. Extraction fans were used to clear the home of smoke and a Fire Prevention Officer was called to attend the scene to investigate the cause.

RFR crews responded to a construction waste fire located at Twigg Place. Rubbish from construction demolitions had been burning inside building.

Crews responded to a pole fire on No 7 Road. BC Hydro was called to cut power to the pole and RFR crews used approximately 200 gallons of water to extinguish the fire.

During July RFR crews attended increased amounts of small grass, bark mulch or beach fires. All fires were confined to area of origin using water, sand and shovels to extinguish. During the month of July Richmond experienced increase of outdoor fires incidents from 44 in 2014 to 88 in 2015. Richmond Fire-Rescue continues to promote outdoor fire safety through community education, use of signage and social media.

RFR crews responded to multiple medical and rescue incident calls, including:

Crews responded to No 1 Road for a call of an imminent child birth. When crews arrived a midwife was assisting the woman to have her child. The father was there and his four young daughters who were all present and excited to see their new brother/son born. The mother and new baby boy were all fine.

Crews responded to a fatal motor vehicle incident at Aviation Avenue with two vehicles. A female passenger who had been seriously injured in the incident succumbed to her injuries. BC Ambulance Services provided additional patient care to other injured persons. This incident is under RCMP investigation.

Crews attended to a call of a car fire on River Road. One of the occupants of the vehicle was injured, and patient care was provided. Attending crews used approximately 350 gallons of water along with Cold Fire Foam to successfully to fully extinguish the fire.

RFR crews attended to reports of a natural gas leak on Minoru Boulevard. On arrival crews found that a gas line had been ruptured by onsite workers. Fortis BC was called to attend and crimped the gas line in a number of locations to mitigate the situation.


A summary of 9-1-1 emergency response statistics is found in Attachment 1, Tables 1, 2, 3 and 4. The location of fire, medical and motor vehicle incident calls in July are depicted in Attachment 2, Figures 1, 2 and 3.

**Financial Impact**

None

**Conclusion**

RFR strives to deliver service excellence through a delivery model that is prevention focused and based on the belief that prevention, education and emergency response activities must be well established and integrated to have a positive impact on community safety. We believe “safety is everyone’s responsibility and continue to engage the community in support of this goal.



John McGowan  
Fire Chief  
(604-303-2734)

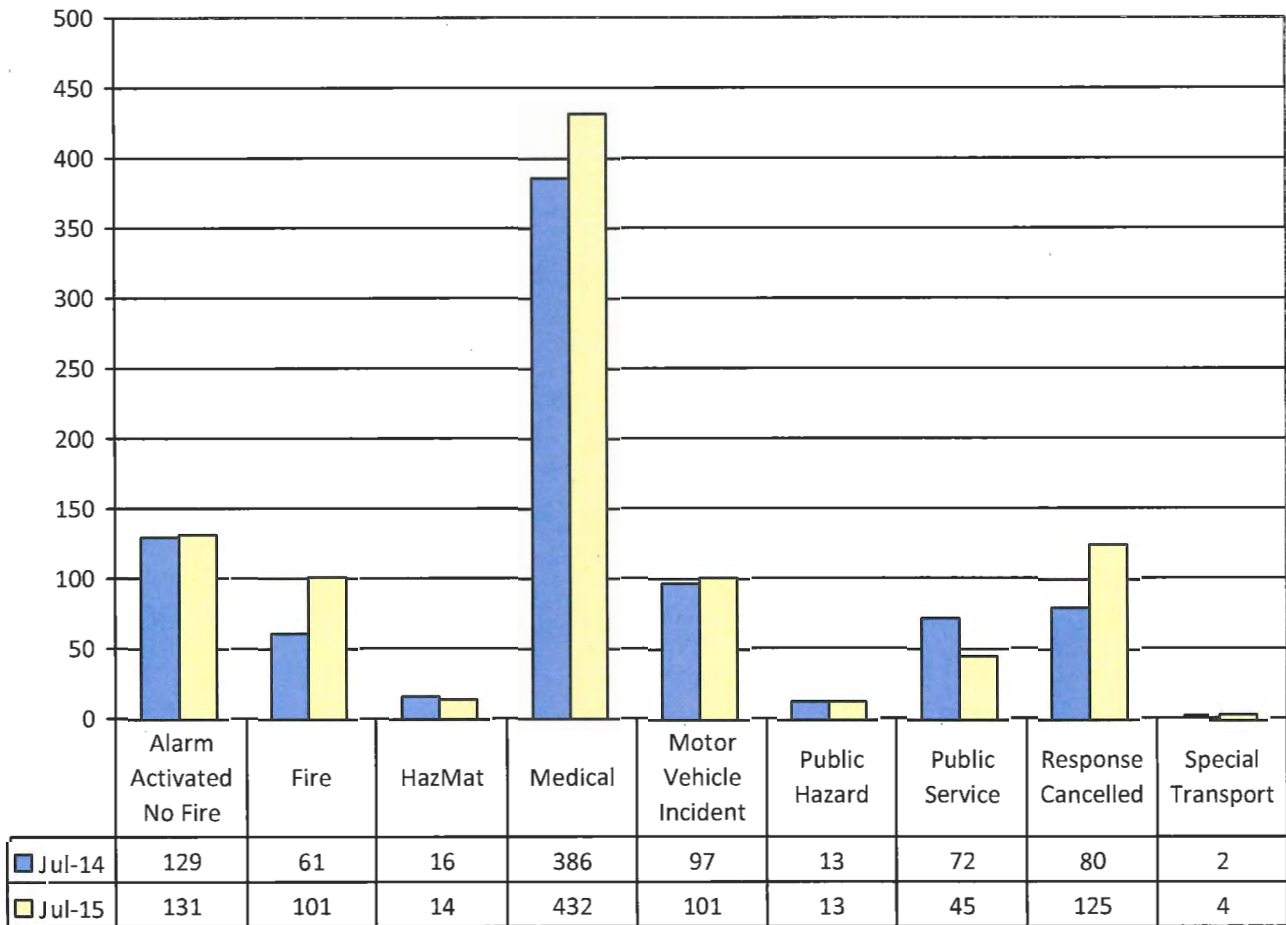
JM:js

Att. 1: Suppression Activity  
Att. 2: Location of July’s Fire, Medical and MVI calls

**Suppression Activity**

The following chart provides a month to month comparison regarding incidents occurring in July 2014 and 2015. In July 2015, there were a total of 966 incidents, compared to 856 in July 2014. This represents an increase of 12%. The increase in call volumes was primarily in the outdoor fire and medical related incident types. Increases in outdoor activities and very dry weather conditions in July have contributed to the incident number rise.

**Table 1: July 2014 & 2015 Calls for Service Volumes**



**Call Type Legend:**  
*HazMat:* includes fuel or vapour; spills, leaks, or containment  
*Medical* includes: cardiac arrest, emergency response, home or industrial accidents  
*Public Hazard* includes: aircraft emergency, bomb removal standby, object removal, or power lines down  
*Public Service* includes: assisting public, ambulance or police, locked in/out, special events, trapped in elevator, water removal

**First Responder Totals**

Medical First Responder incidents comprised 44% of the total emergency responses for RFR during the month of July. A detailed breakdown of the medical incidents for July 2014 and 2015 is set out in the following table by sub-type. There were a total of 432 medical incidents in July 2015 compared to 386 in July 2014 an increase of 11%. The rise in the “Falls” category could be attributed to an increase in outdoor activity due to the sunny weather we have encountered. The increase in the “Sickness/Headache” and the “Unconscious/Fainting” categories could be attributed to the hot weather we have been experiencing.

**Table 2a: July 2014 & 2015 Medical Calls by Type**

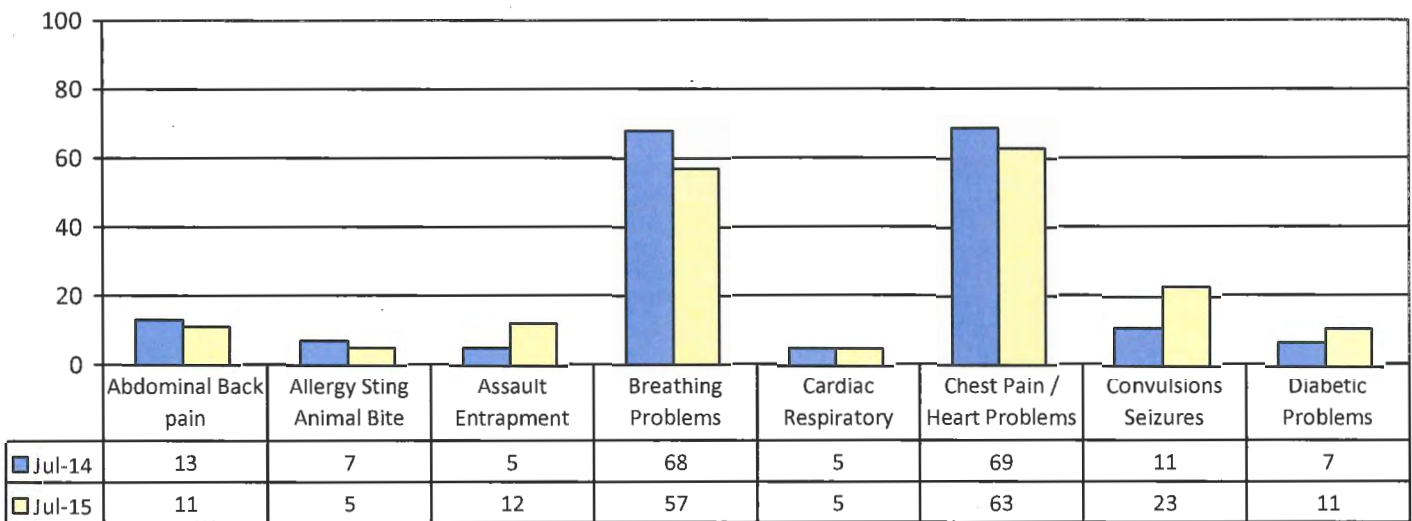
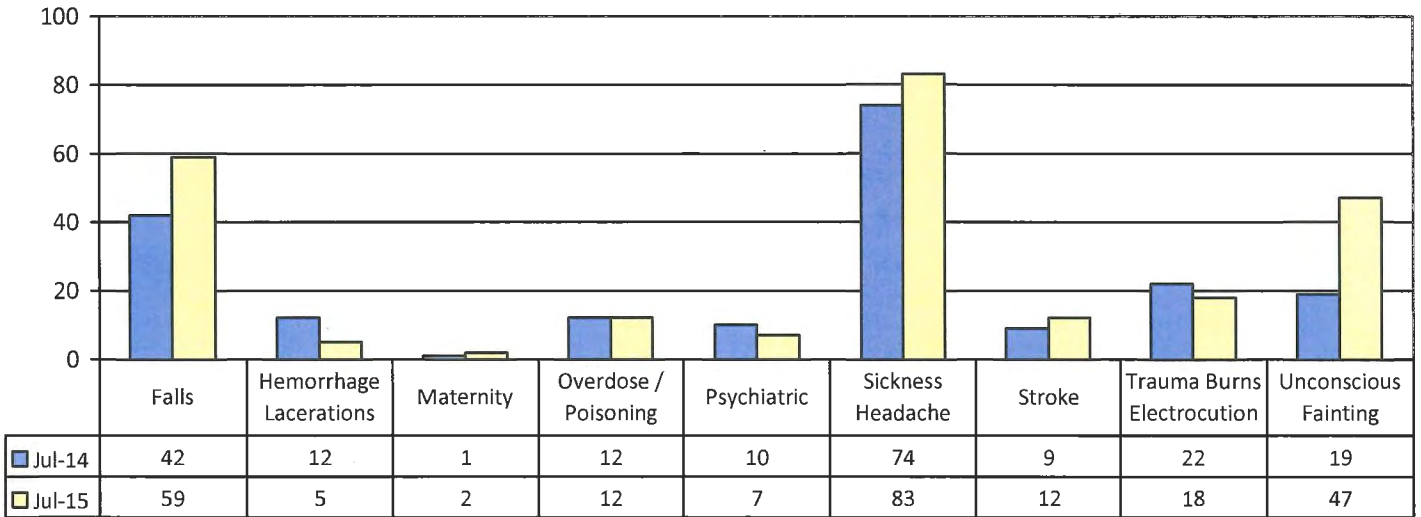


Table 2b: July 2014 & 2015 Medical Calls by Type





## Fire Investigations

The fire investigation statistics for July 2015 are listed below:

<b>Table 3: Total Fire Investigation Statistics – July</b>			
	<b>Suspicious</b>	<b>Accidental</b>	<b>Undetermined</b>
Residential - Single-family	1	1	1
Residential - Multi-family	-	3	1
Commercial/Industrial	-	3	2
Fire – Outdoor	4	65	19
Vehicle	-	-	1
<b>Totals</b>	<b>5</b>	<b>72</b>	<b>24</b>

All suspicious fires are reported to the RCMP, and Richmond Fire-Rescue Investigators work in conjunction with staff at the RCMP to address any risks to the community.

## HazMat

<b>Table 4: HazMat Calls By Type – July</b>	
	<b>Details</b>
Natural Gas / Propane Leaks (small)	5
Flammable / Combustible Liquids	4
Unclassified	7
<b>Totals</b>	<b>16</b>

Figure 1: Location of fires in July (total 101)

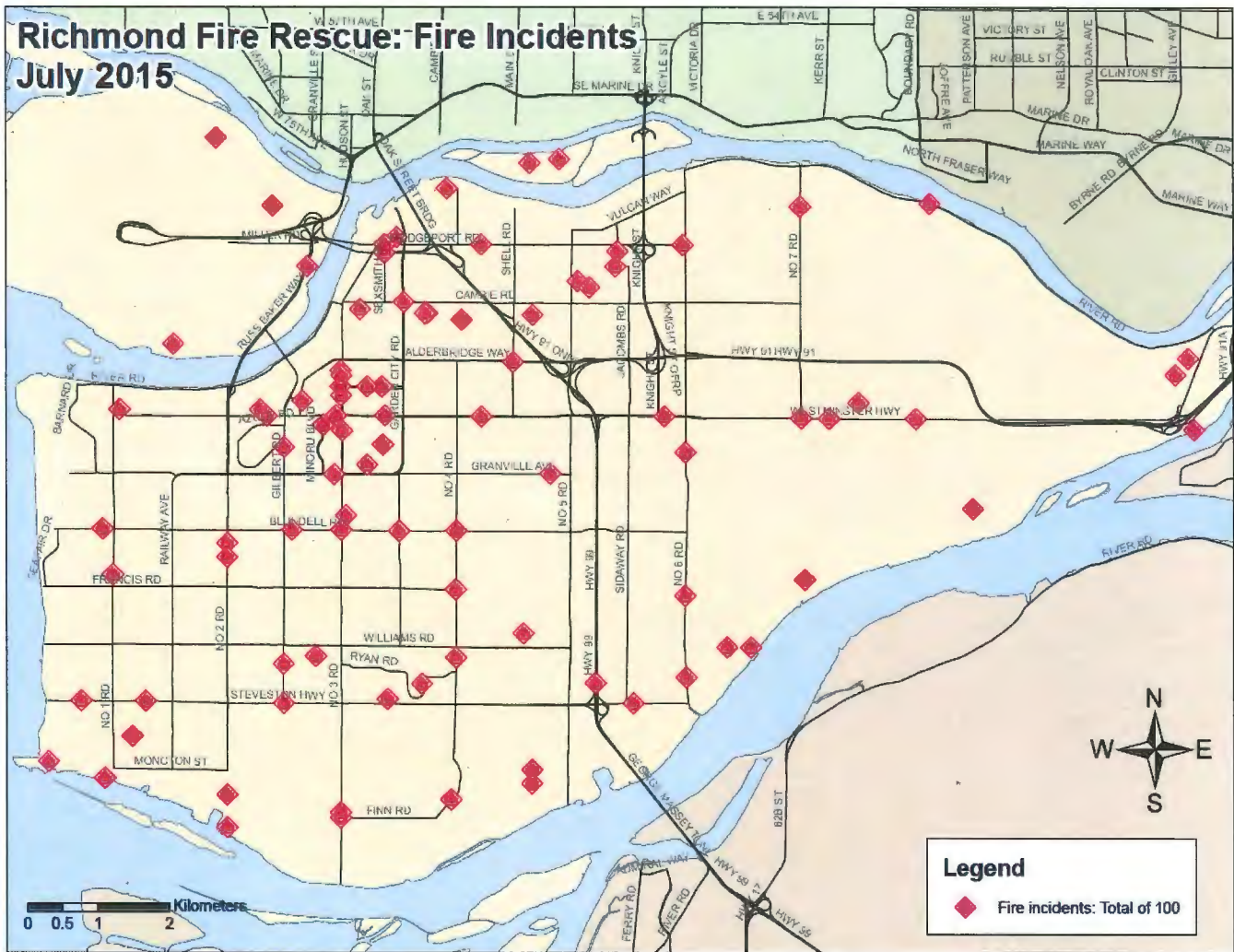




Figure 3: Location of MVI calls in July (total 101)

