



# City of Richmond

## Report to Committee

---

**To:** Community Safety Committee **Date:** December 5, 2019  
**From:** Cecilia Achiam,  
General Manager, Community Safety **File:** 09-5140-01/2019-Vol  
01  
**Re:** **Richmond Fire-Rescue Monthly Activity Report – November 2019**

---

### Staff Recommendation

That the staff report titled “Richmond Fire-Rescue Monthly Activity Report – November 2019”, dated December 5, 2019, from the General Manager, Community Safety, be received for information.

Cecilia Achiam,  
General Manager, Community Safety  
(604-276-4122)

Att. 1

REPORT CONCURRENCE	
REVIEWED BY STAFF REPORT / AGENDA REVIEW SUBCOMMITTEE	INITIALS: 
APPROVED BY CAO 	

## **Staff Report**

### **Origin**

This report supports Council's Strategic Plan 2018-2022 Strategy #1 A Safe and Resilient City:

*Enhance and protect the safety and well-being of Richmond.*

### **Analysis**

#### Community Involvement

During November RFR staff participated in, and provided onsite emergency response for, the Remembrance Day ceremony. During the event crews attended several minor medical calls for falls or fainting.

#### Emergency Response

RFR's goal is to respond to events in a manner where loss of life, reduction of property damage and protection of the environment is mitigated. In November 2019 there were a total of 789 incidents, representing a five per cent increase in calls from November 2018 (Attachment 1).

The average time on scene for RFR crews was 29 minutes. This is an increase over the 26 minutes in 2018, and this is due to the nature and severity of each call.

In November 2019 there were 33 reportable fires to the Office of the Fire Commissioner, representing a 27 per cent increase from November 2018. The average figure for fires reported in November over the last five years, is 27. RFR continues to monitor fire activities to identify and create programs to respond to emerging trends.

RFR's emergency fire response goal is to maintain the fire to the room of origin. The room of origin standard is especially important in terms of fire loss, which increases some ten-fold once the fire leaves the room of origin. Fire damage and property losses during November 2019 are estimated at \$230,650. This total includes \$125,100 for building/asset loss and \$105,550 for content loss. The total building/asset and content value at risk was estimated to be \$21,777,950 and the total value preserved from damage was \$21,547,300. These numbers translate to 99 per cent of value protected (Table 1); this is higher than the 98 per cent protected value observed in 2018.

<b>Incident Type Breakdown</b>	<b>Call Volume</b>	<b>Estimated Building/Asset Value (\$)</b>	<b>Estimated Building/Asset Loss (\$)</b>	<b>Estimated Content Value (\$)</b>	<b>Estimated Content Loss (\$)</b>	<b>Estimated Total Value Preserved (\$)</b>
Residential: Single family	3	672,000	1,000	75,000	200	745,800
Multi family	6	2,415,200	1,100	120,100	200	2,534,000
Commercial/Industrial	4	16,597,000	100,000	1,875,000	105,000	18,267,000
Outdoor	16	1,000	500	150	150	500
Vehicle/Vessel	4	22,500	22,500	-	-	-
<b>Totals*</b>	<b>33</b>	<b>19,707,700</b>	<b>125,100</b>	<b>2,070,250</b>	<b>105,550</b>	<b>21,547,300</b>

\*The dollar losses shown in this table are preliminary estimates. They are derived from RFR's record management system and are subject to change due to delays in reporting and confirmation of actual losses from private insurance agencies (as available).

### Significant Events

Fire crews minimized harm and limited fires to the place of origin in these notable November 2019 incidents:

- November 5 – Commercial fire on Sidaway Road.** Crews responded to reports of a fire in a warehouse with a legalized marijuana grow operation. Staff on scene reported a smouldering electrical panel to arriving crews. First on scene crews ensured power was disconnected to the structure and proceeded inside to investigate. Crews used CO2 extinguishers to extinguish the fire and remained on scene to vent smoke. The RCMP, City's Building Department and a Fire Investigator attended the scene. The BC Safety Authority and Vancouver Coastal Health were also notified of this incident.
- November 10 – Residential fire on Blundell Road.** Crews responded to a natural gas boiler that had caught fire. The fire was confined to the furnace, located in a small room off the carport. Crews extinguished the fire quickly. There were no injuries reported. Richmond RCMP and a Fire Investigator attended the scene.
- November 21 – Commercial fire on Jacombs Road.** Crews responded to reports of smoke coming from a commercial building. On arrival crews investigated to find a fire in the ceiling space of a unit. The fire was quickly brought under control and fully extinguished. Crews checked for fire spread and found none. Ventilation was provided to clear the smoke. There were no injuries reported and power was cut off to the unit and surrounding units by BC Hydro. A Fire Investigator attended the scene.
- November 26 – Public Service on Westminster Highway.** Crews responded to provide a medical lift assist for a patient who could not stand up. The patient was living alone in conditions that were not habitable. RCMP and BC Emergency Health Services were called to the scene to provide assistance. On their arrival, the patient was removed by BC Ambulance Services staff.

- **November 27 – Fire at a Commercial property on Sweden Way.** Crews responded to a fire in a commercial property. On arrival RFR crews reported smoke in the building. It was noted that welders were on-site and that a fire had broken out in the overhead area of an aisle. The workers confirmed that there had been a fire in the roof trusses and that falling slag had started a fire. Workers on scene had attempted to extinguish the fire, but it was still burning. RFR crews completed extinguishment using a house standpipe line. All workers were accounted for and no injuries were reported. Efforts were made to ventilate the building and conditions improved. The roof and adjacent racking were assessed for extension and none was found. A fire investigator attended the scene.


### **Financial Impact**

None.

### **Conclusion**

RFR crews attend multiple medical incidents where sickness or unconscious fainting is a factor. During November 2019, there was a significant decrease in the total numbers for sickness and an increase in unconscious fainting. However, the total amount of medical calls reported, show no significant changes in overall numbers. The average figure for medical calls during 2019 is 356 and this is consistent with the 351 total medical calls reported in November 2019.

RFR continues to monitor activities to identify and create programs to respond to emerging trends.

A handwritten signature in blue ink, appearing to read 'Tim Wilkinson', with a long horizontal line extending to the right.

Tim Wilkinson  
Fire Chief  
(604-303-2701)

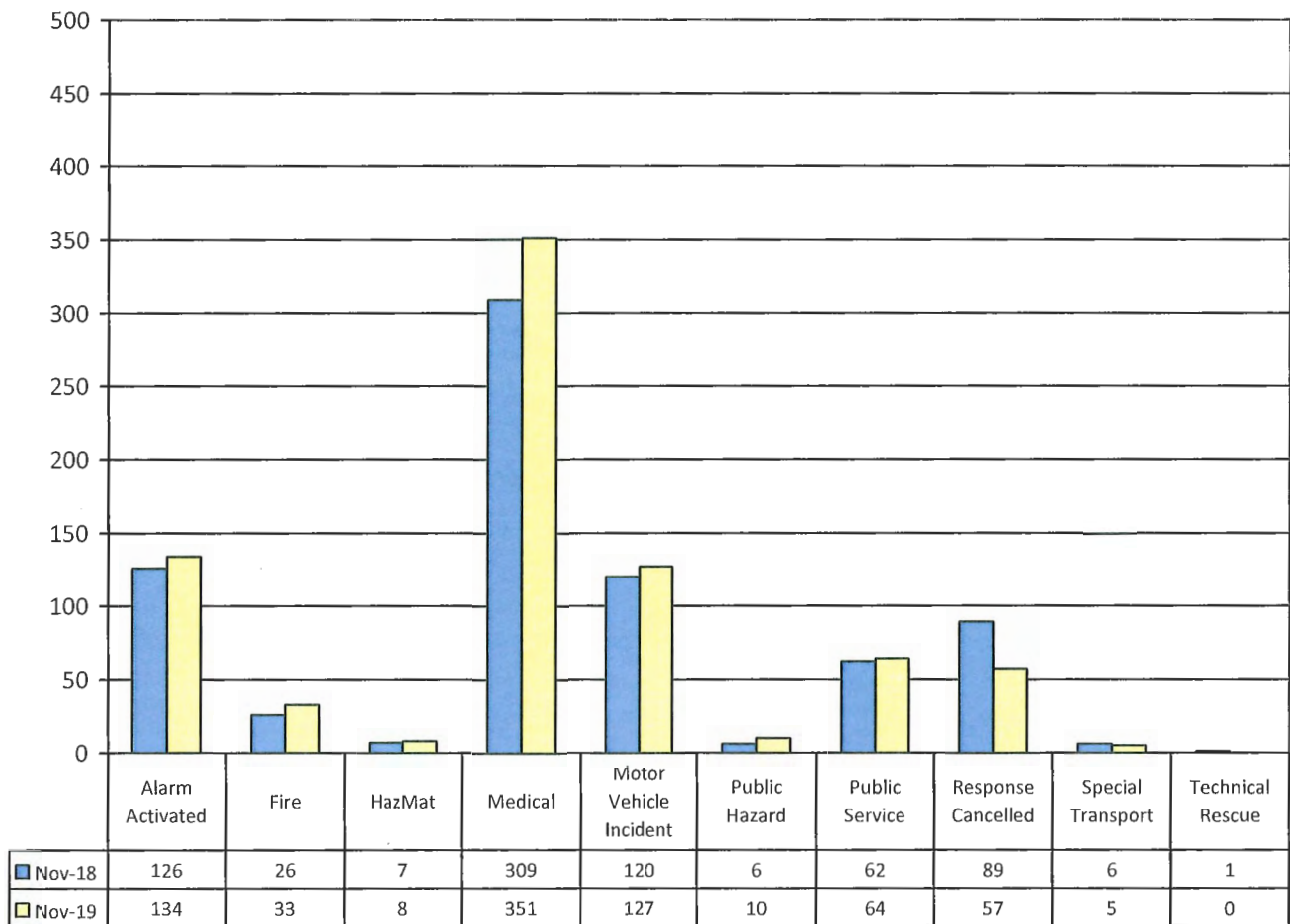
TW:js

Att. 1: Suppression Activity, including location of November's Fire, Medical and MVIs

**Calls for Service Volumes**

The following chart provides a month to month comparison regarding incidents occurring in November 2018 and 2019. In November 2019, there were a total of 789 incidents, compared to 752 in November 2018. This represents an increase of 5 per cent.

**Table 2: November 2018 & 2019 Calls for Service Volumes**



*Call Type Legend:*

**HazMat:** includes fuel or vapour; spills, leaks, or containment

**Medical** includes: cardiac arrest, emergency response, home or industrial accidents

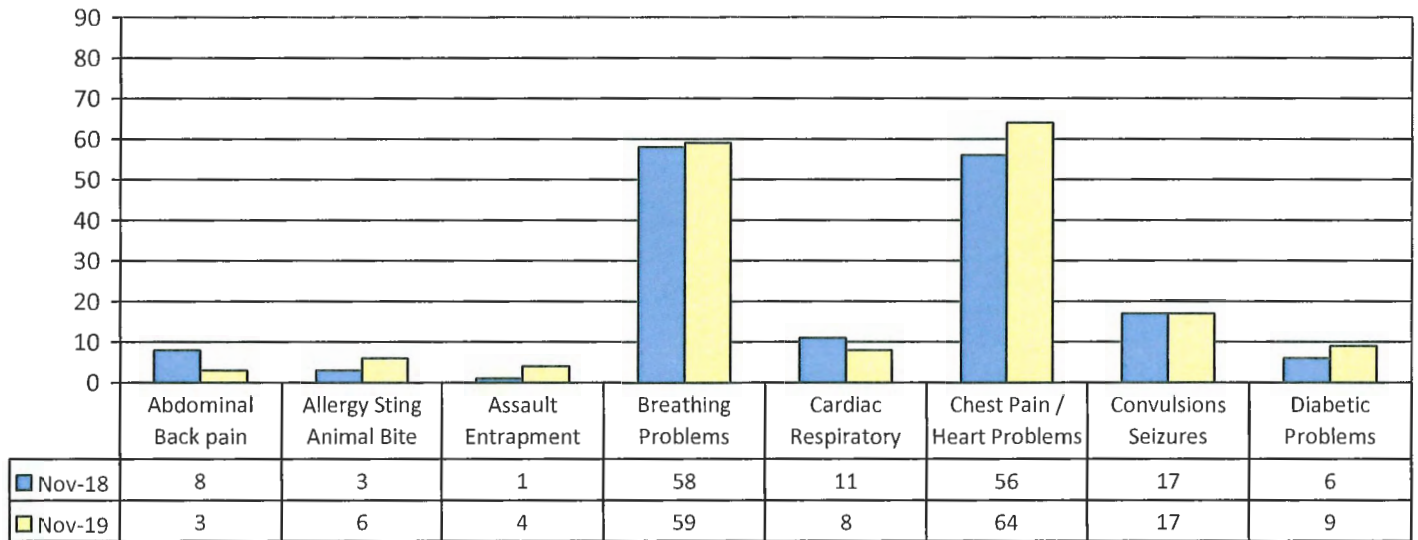
**Public Hazard** includes: aircraft emergency, bomb removal standby, object removal, or power lines down

**Public Service** includes: assisting public, ambulance or police, locked in/out, special events, trapped in elevator, water removal

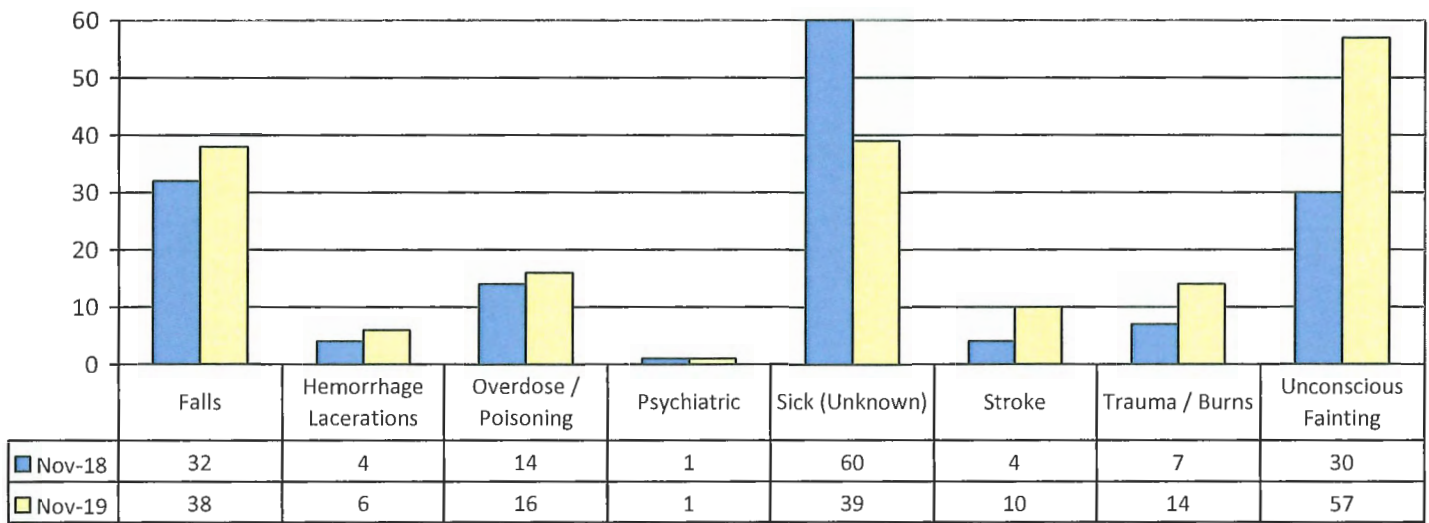
**First Responder Totals**

Medical first responder incidents comprised 45 per cent of the total emergency responses for RFR during the month of November 2019. A detailed breakdown of the medical incidents for November 2018 and 2019 is set out in the following table by sub-type. There were a total of 351 medical incidents in November 2019 compared to 309 in November 2018, an increase of 14 per cent.

**Table 3a: November 2018 & 2019 Medical Calls by Type**



**Table 3b: November 2018 & 2019 Medical Calls by Type**



## Fire Investigations

The fire investigation statistics for November 2019 are listed below:

<b>Table 4: Total Fire Investigation Statistics – November 2019</b>			
	<b>Suspicious</b>	<b>Accidental</b>	<b>Undetermined</b>
Residential - Single-family	-	1	1
Residential - Multi-family	1	6	-
Commercial/Industrial	-	3	1
Outdoor	2	11	4
Vehicle	1	2	-
<b>Totals</b>	<b>4</b>	<b>23</b>	<b>6</b>

RFR investigators report all suspicious fires to the RCMP, while working alongside RCMP staff to address potential risks to the community.

## Hazardous Materials

<b>Table 5: HazMat Calls By Type – November 2019</b>	
	<b>Details</b>
Flammable / Combustible Liquids	2
Natural Gas / Propane Leaks (small)	6
<b>Totals</b>	<b>8</b>

Figure 1: Location of reportable fires attended in November 2019 (total 33)

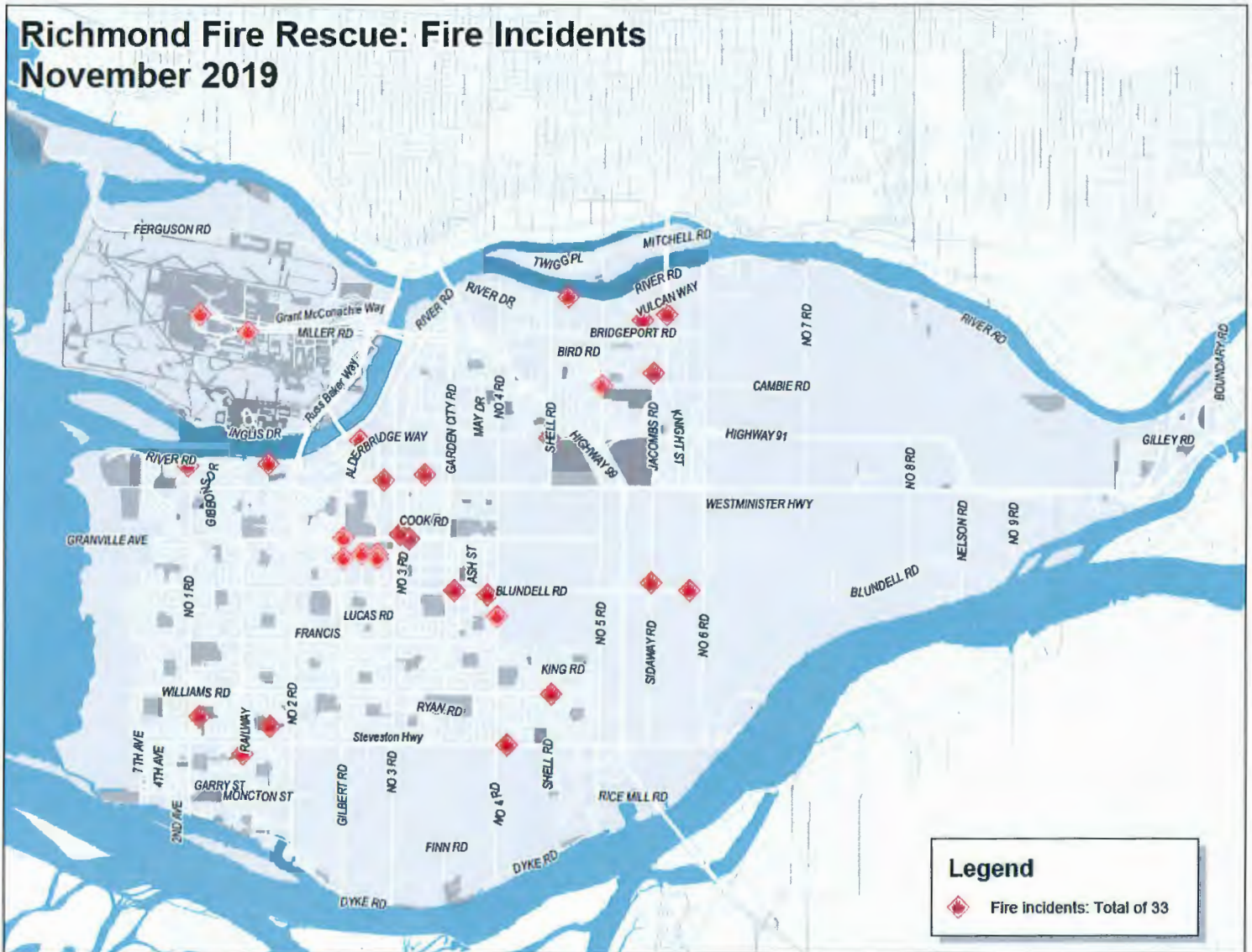




Figure 2: Location of medical calls in November 2019 (total 351)

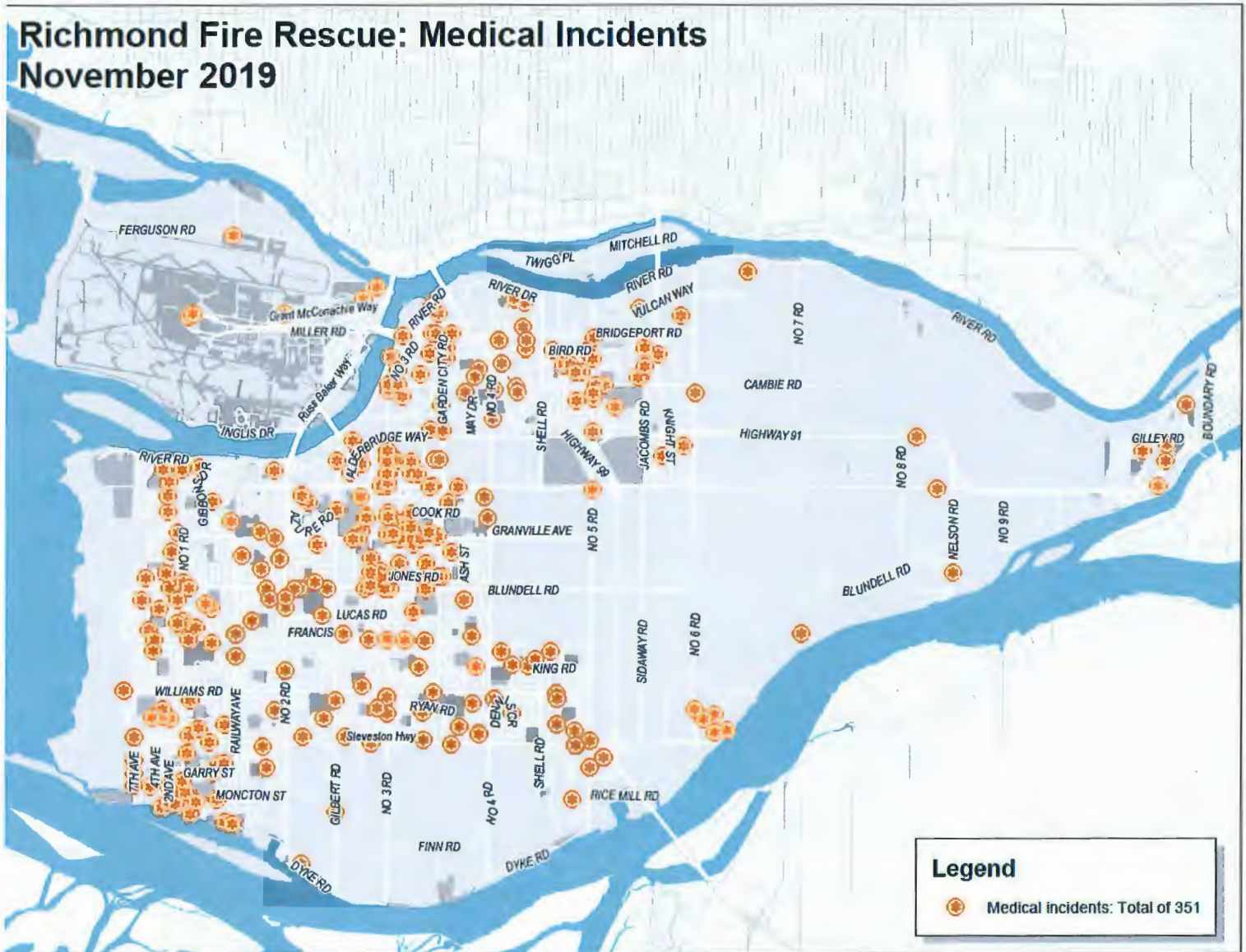


Figure 3: Location of MVI calls in November 2019 (total 127)

