



# City of Richmond

## Report to Committee

**To:** Community Safety Committee

**Date:** November 10, 2023

**From:** Jim Wishlove  
Fire Chief

**File** 09-5140-01/2023-Vol  
01

**Re:** Richmond Fire-Rescue Monthly Activity Report – October 2023

### Staff Recommendation

That the staff report titled “Richmond Fire-Rescue Monthly Activity Report – October 2023”, dated November 10, 2023, from the Fire Chief, be received for information.

Jim Wishlove  
Fire Chief  
(604-303-2715)

Att. 1

|                                       |                  |
|---------------------------------------|------------------|
| <b>REPORT CONCURRENCE</b>             |                  |
| <b>CONCURRENCE OF GENERAL MANAGER</b> |                  |
|                                       |                  |
| <b>SENIOR STAFF REPORT REVIEW</b>     | <b>INITIALS:</b> |
|                                       |                  |
| <b>APPROVED BY CAO</b>                |                  |
|                                       |                  |

## Staff Report

### Origin

This report supports Council's Strategic Plan 2022-2026 Focus Area #3, A Safe and Prepared Community:

*Community safety and preparedness through effective planning, strategic partnerships and proactive programs.*

### Analysis

#### Emergency Programs

During the month of October staff:

- Assisted in the annual review and validation of the City's Extreme Weather Response Plan, as part of the City's preparations for winter.
- Assisted with the review and validation of the City's Safety and Security Plan for Halloween.
- Hosted an Incident Command System workshop in support of the Public Works and Parks Operations Supervisory Leadership Training Program. There were 19 attendees at this interactive three hour workshop, hosted out of Brighthouse Fire Hall No. 1.
- Contributed to the Great BC ShakeOut Provincial earthquake preparation event, hosted on Thursday October 19 at 10:19am. Emergency Programs staff shared information and internal postings ahead of the event; with information on how to participate. Staff also exercised the City's emergency notification system, in order to test the system and response protocols ahead of a real-time emergency.
- Provided grab-and-go bags to the City's Take Our Kids to Work Day event. These packs contained emergency preparedness information, flood preparedness, Earthquake Preparedness, how to create a 72hr Emergency Kit, personal misters and an emergency warming blanket.

In October 2023, there three persons displaced by a fire were provided with Emergency Social Support including hotel accommodation, food, clothing and incidental allowance.

### Public Outreach & Education

In October 2023, staff facilitated seven outreach events with 494 attendees to provide educational opportunities to the community, including fire hall and vehicle tours for four organizations. Staff also participated in two community events, with a total of 540 attendees, including the Minoru Centre for Active Living Seniors Fair and the Garry Point Park Co-op Event.

### Internal Staff Training

In October 2023, staff organized in-house training events including: logistics, Personal Protective Equipment (PPE) and training for the new firefighter recruits, mental health awareness and support training, aerial ladder training, hose and water delivery, traffic scene management, technical water rescue, auto extrication and BC Emergency Health Services (Ambulance) orientation.

In October 2023, staff delivered in-house fire training, educational activities and programs for the current acting officer program cohort including Frontline Fire Service Leadership Levels I and II.

### Emergency Response

One of the City's emergency response goals is to arrive on-scene in time with enough resources to contain a fire to the room of origin. The room of origin standard is especially important in terms of preventing further fire loss and damage, which can be reduced when a fire is contained to the room of origin. Meeting this standard also assists in mitigating loss of life, reduction of property damage and protection of the environment. In October 2023, there were 1,004 reported incidents of all types, representing an overall increase of 7 per cent in incidents between October 2022 and October 2023 (Table 2).

|                              | <b>Incident Totals October (2023)</b> | <b>Incident Totals October (2022)</b> | <b>Number Change from October 2022 to 2023</b> | <b>Percentage Change from October 2022 to 2023</b> | <b>5 Year Average for October</b> |
|------------------------------|---------------------------------------|---------------------------------------|--|--|-----------------------------------|
| Alarm Active - No Fire       | 146                                   | 153                                   | -7   | -5   | 148                               |
| Explosion                    | 1                                     | 0                                     | +1   | +100   | 0                                 |
| Fire                         | 49                                    | 49                                    | 0  | 0  | 41                                |
| Hazardous Materials          | 8                                     | 3                                     | +5   | +167   | 8                                 |
| Medical                      | 533                                   | 495                                   | +38  | +8   | 417                               |
| Motor Vehicle Incident       | 83                                    | 89                                    | -6   | -7   | 84                                |
| Public Hazard                | 5                                     | 11                                    | -6   | -55  | 11                                |
| Public Service               | 89                                    | 74                                    | +15  | +20  | 79                                |
| Response Cancelled/Unfounded | 87                                    | 76                                    | +11  | +14  | 65                                |
| Specialized Transport        | 3                                     | 4                                     | -1   | -25  | 3                                 |
| Technical Rescue             | 0                                     | 2                                     | -2   | -100   | 1                                 |
| <b>Total</b>                 | <b>1,004</b>                          | <b>956</b>                            | <b>+48</b>                                     | <b>+5</b>  | <b>857</b>                        |

The average time on scene in October 2023 for emergency response crews was 32 minutes, which is lower than the number recorded in October 2022: 34 minutes. The time spent on scene can vary due to the nature and severity of each incident.

In October 2023, there were 49 fire incidents reported to the Office of the Fire Commissioner, representing no increase from October 2022. The average number of fires reported each October over the last five years is 41.

Fire damage and property losses during October 2023 are estimated at \$93,700. This total includes \$90,700 for building/asset loss and \$3,000 for content loss. The total building/asset and content value at risk is estimated to be \$226,120,010 and the total value preserved from damage was \$226,026,310. These numbers translate to 99 per cent of value protected (Table 3), which is higher than the value observed in 2022: 97 per cent.

| <b>Incident Type Breakdown</b> | <b>Incident Volume</b> | <b>Estimated Building/Asset Value (\$)</b> | <b>Estimated Building/Asset Loss (\$)</b> | <b>Estimated Content Value (\$)</b> | <b>Estimated Content Loss (\$)</b> | <b>Estimated Total Value Preserved (\$)</b> |
|--------------------------------|------------------------|--|---|-------------------------------------|------------------------------------|---|
| Residential: Single family     | 3                      | 2,494,100                                  | 3,000                                     | 1,745,870                           | 1,500                              | 4,235,470                                   |
| Residential: Multi family      | 4                      | 2,357,000                                  | -   | 708,375                             | -                                  | 3,065,375                                   |
| Commercial/Industrial          | 3                      | 128,654,400                                | 1,000                                     | 89,701,965                          | -                                  | 218,355,365                                 |
| Outdoor                        | 32                     | 1,800                                      | 1,700                                     | 1,500                               | 1,500                              | 100   |
| Vehicle/Vessel                 | 7                      | 455,000                                    | 85,000                                    | -                                   | -                                  | 370,000                                     |
| <b>Totals*</b>                 | <b>49</b>              | <b>133,962,300</b>                         | <b>90,700</b>                             | <b>92,157,710</b>                   | <b>3,000</b>                       | <b>226,026,310</b>                          |

\* The dollar losses shown in this table are preliminary estimates. They are derived from RFR's record management system and are subject to change due to delays in reporting and confirmation of actual losses from private insurance agencies (as available).

### Significant Events

Emergency response crews minimized harm, limited damage and stopped fire spread from the place of origin and performed life-saving interventions in these notable, October 2023 incidents:

- October 1, 2023 – Structure Fire on Granville Avenue.** Emergency crews responded to a fire in a garage on Granville Avenue. All three residents had evacuated safely from the attached home. On arrival crews quickly attacked and extinguished the fire. Once fully extinguished, crews began overhaul and checking for hot spots. The majority of the damage was contained to the garage. Emergency Support Services were notified of the situation and the residents were provided support by Canadian Red Cross including hotel accommodation. A Fire Investigator attended. There were no injuries reported.
- October 7, 2023 – Motor Vehicle Incident on Westminster Highway.** Emergency crews responded to a two-car motor vehicle incident on Westminster Highway. On arrival it was discovered that one of the vehicles had been traveling in the wrong direction on Westminster Highway when the vehicles had collided and one vehicle had caught on fire. There were two occupants with minor injuries and one occupant reported a suspected broken leg. RFR crews extinguished the fire and assisted with patient care in support of BC Emergency Health

Services. The RCMP attended the scene to provide traffic control and scene investigation. There were no other injuries reported. One vehicle was towed away to maintain scene continuity for the Fire Prevention Office's investigation.


- **October 14, 2023 – Motor Vehicle Incident on Gilbert Road.** Emergency crews responded to a report of a pedestrian struck on Gilbert Road. On arrival RFR crews began CPR and assisted with patient care with BC Emergency Health Services crews for transport to hospital. No other injuries were reported.
- **October 23, 2023 – Fire Beneath Cambie Road Overpass.** Emergency crews attended to a report of a possible tent fire beneath the Cambie Road overpass. The fire was contained to belongings from an unhoused individual(s) and was extinguished by RFR crews upon arrival. There was no one present on scene when crews arrived. There was no damage to the bridge or other infrastructure to report. The RCMP attended at the scene. A Fire Investigator attended. There were no injuries reported.
- **October 27, 2023 – Motor Vehicle Incident on Westminster Highway.** Emergency crews arrived to find a vehicle had crashed into a building. Crews began rescue attempts to remove the trapped people from the incident and brought in RFR technical rescue specialists, tools and resources to aid in the effort. There was one reported injury at the scene.
- **October 29, 2023 – Medial aid call on Dyke Road.** Emergency crews arrived to find a deceased person inside a vehicle. On investigation toxic chemicals were also found inside of the vehicle. RCMP attended the scene and requested a Hazardous Materials contractor attend to dispose of the hazardous products. There were no other injuries reported. The coroner arrived on scene along with an environmental company to deal with the hazardous materials.

### Financial Impact

None.

### Conclusion

Richmond Fire-Rescue continues to monitor activities to identify and create public outreach programs to respond to emerging trends and to regularly promote effective prevention behaviours.



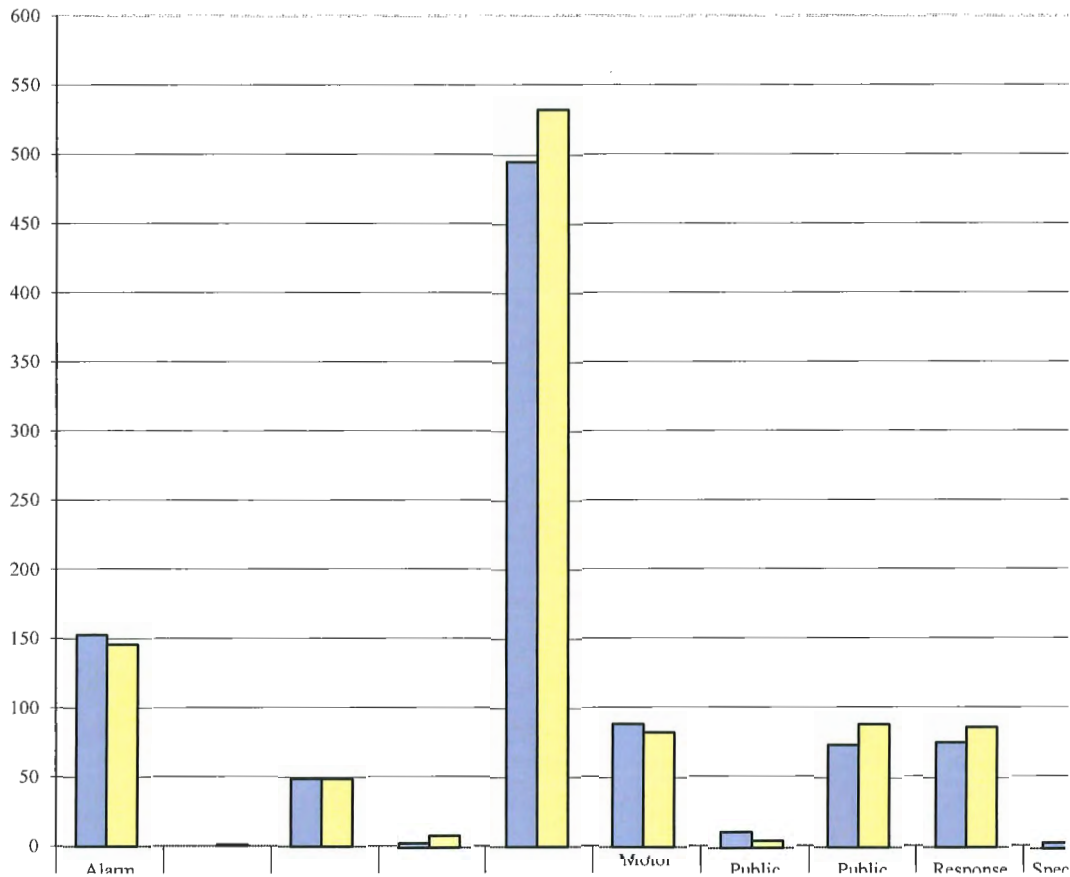
Jim Wishlove  
Fire Chief  
(604-303-2715)

Att. 1: Suppression Activity, including location of October's Fire, Medical and MVIs

**Incident Volumes**

The following chart provides a month-to-month comparison regarding incidents occurring in October 2022 and 2023. In October 2023, there were 1,004 total incidents, compared to 956 in October 2022. This represents an overall increase of 5 per cent between last year and 2023.

**Table 4: October 2022 & October 2023 Incident Volumes**

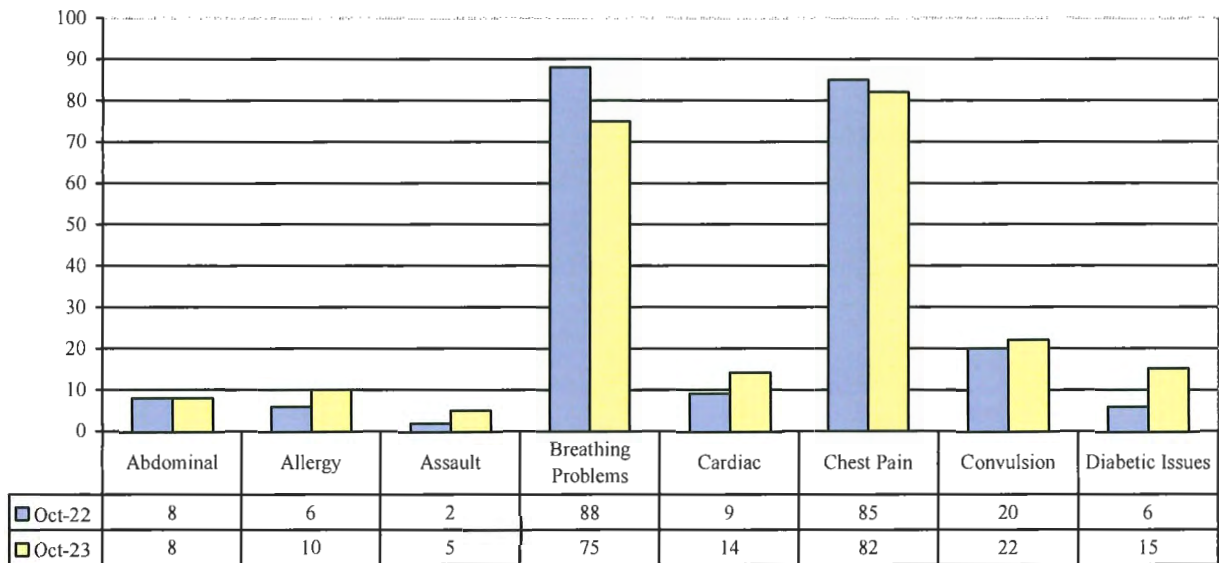


**Incident Type Legend:**  
**HazMat:** includes fuel or vapour, spills, leaks, or containment  
**Medical:** includes: cardiac arrest, emergency response, home or industrial accidents  
**Public Hazard:** includes: aircraft emergency, object removal, or power lines down  
**Public Service:** includes: assisting public, ambulance or police, locked in/out, special events, trapped in elevator, water removal

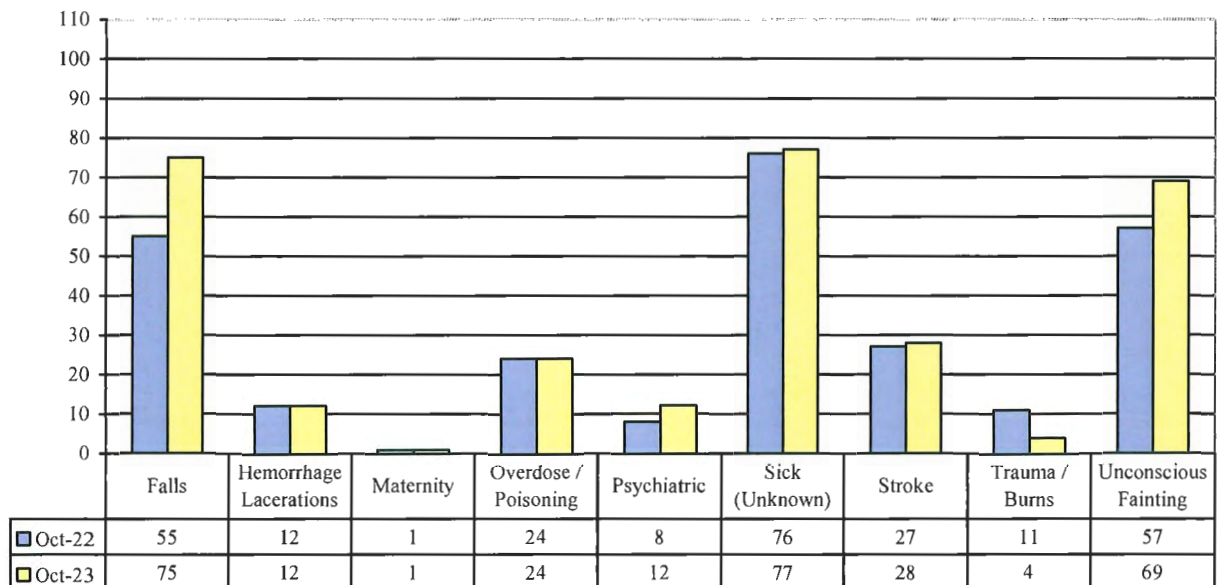
**First Responder Totals**

Medical first responder incidents comprised 53 per cent of the total emergency responses for RFR during the month of October 2023. A detailed breakdown of the medical incidents for October 2022 and 2023 is set out in the following table by sub-type. There were 533 medical incidents in October 2023 compared to 495 in October 2022, an increase of 8 per cent.

**Table 5a: October 2022 & October 2023 Medical Calls by Type**



**Table 5b: October 2022 & October 2023 Medical Calls by Type**



The following chart provides the overdose / poisoning incident volume breakdown for October 2023. In October, out of 24 total overdose / poisoning calls, 8 were located outdoors and 16 were located in a commercial property or residence.

| <b>Table 5c: Overdose / Poisoning Incidents By Type – October 2023</b>     |                |
|--|----------------|
|  | <b>Details</b> |
| Opioids  | 7              |
| Other Miscellaneous Drugs  | 7              |
| Alcohol  | 2              |
| Unknown (No patient contact / BC Emergency Health Services staff on scene) | 8              |
| <b>Totals</b>  | <b>24</b>      |

### Fire Investigations

The fire investigation statistics for October 2023 are listed below:

| <b>Table 6: Total Fire Investigation Statistics – October 2023</b> |                   |                   |                     |
|--|-------------------|-------------------|---------------------|
|  | <b>Suspicious</b> | <b>Accidental</b> | <b>Undetermined</b> |
| Residential - Single-family  | -                 | 3                 | -                   |
| Residential - Multi-family   | -                 | 4                 | -                   |
| Commercial/Industrial  | 1                 | 1                 | 1                   |
| Outdoor  | 17                | 10                | 5                   |
| Vehicle  | -                 | 7                 | -                   |
| <b>Totals</b>  | <b>18</b>         | <b>25</b>         | <b>6</b>            |

Richmond Fire-Rescue investigators report all suspicious fires to the RCMP, while working alongside RCMP staff to address potential risks to the community and coordinate appropriate fire investigations.

### Hazardous Materials

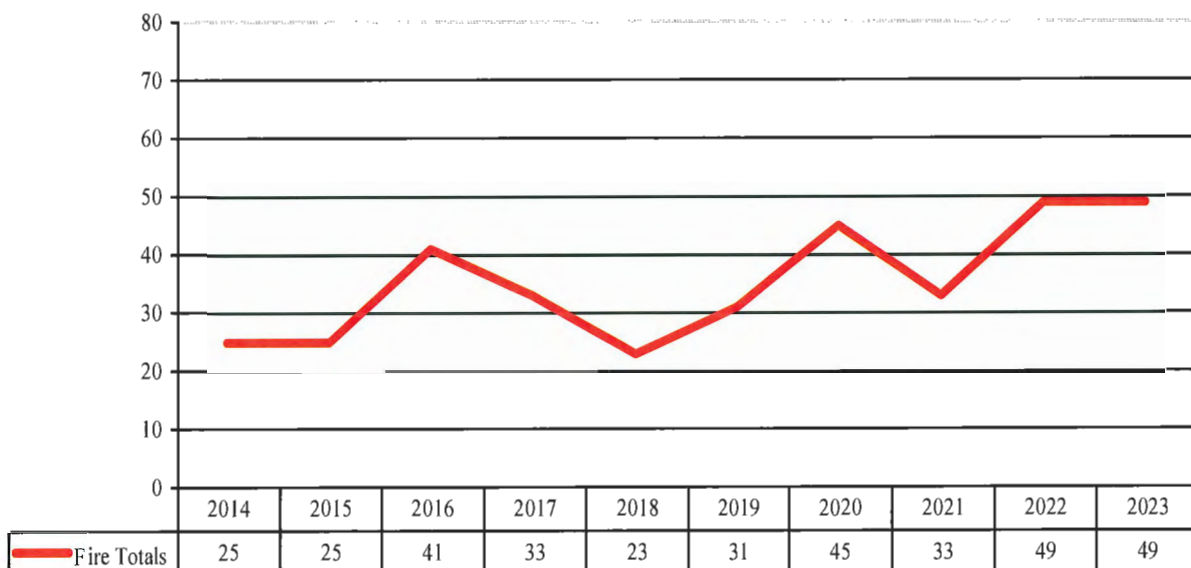
| <b>Table 7: Hazardous Materials Incidents By Type – October 2023</b> |                |
|--|----------------|
|  | <b>Details</b> |
| Gasses (Natural / Propane)   | 7              |
| Toxic / Infectious Substances  | 1              |
| <b>Totals</b>  | <b>8</b>       |



### Incident Year to Year Comparisons

The following charts provide total incident volumes on a year-to-year comparison in October from 2014 to 2023.

**Table 5d: Total Fire Calls for Service in October from 2014 to 2023**



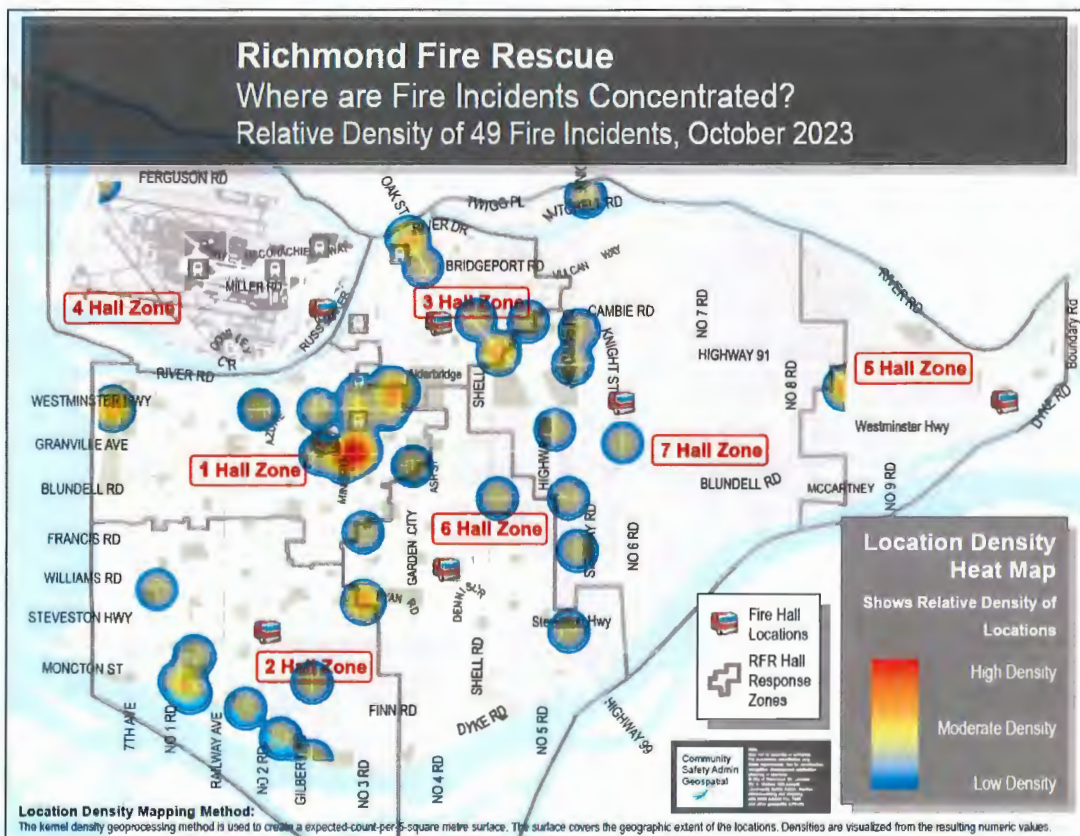
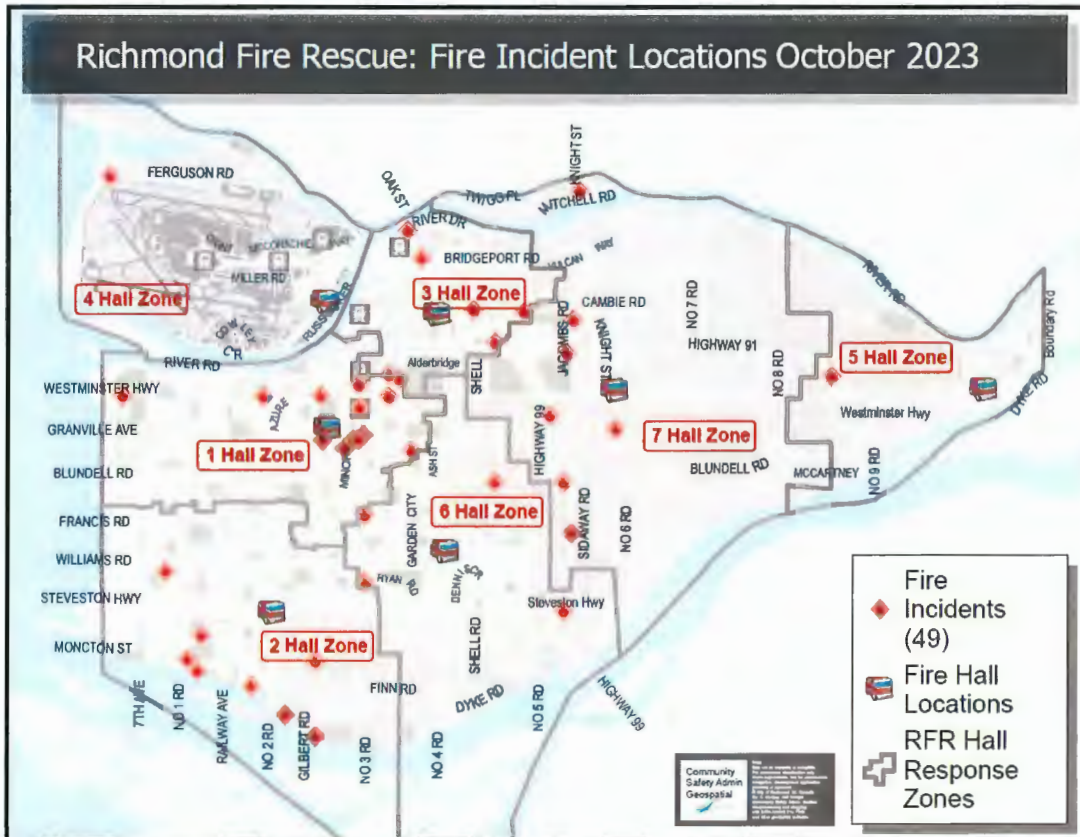
**Table 5e: Total Medical Calls for Service in October from 2014 to 2023**



Changes to BC Emergency Health Services Clinical Response Model dispatch system (2017-2018)

Start of Covid-19 pandemic

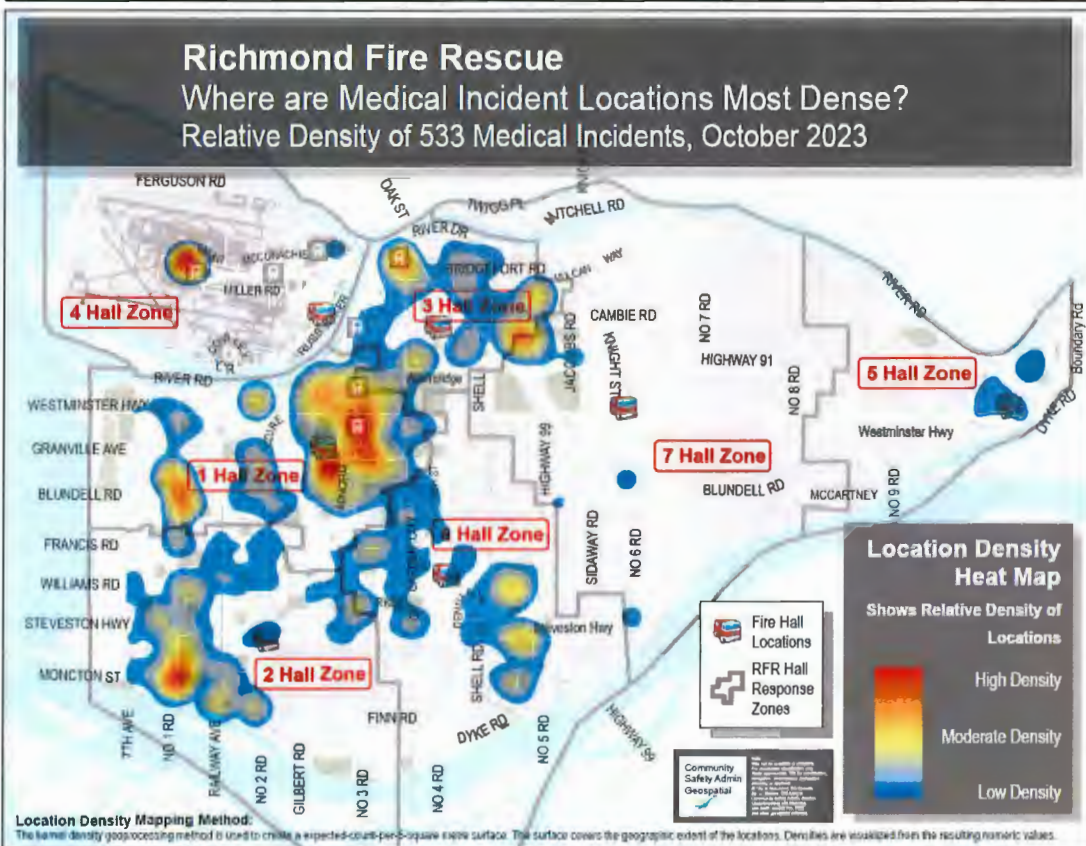
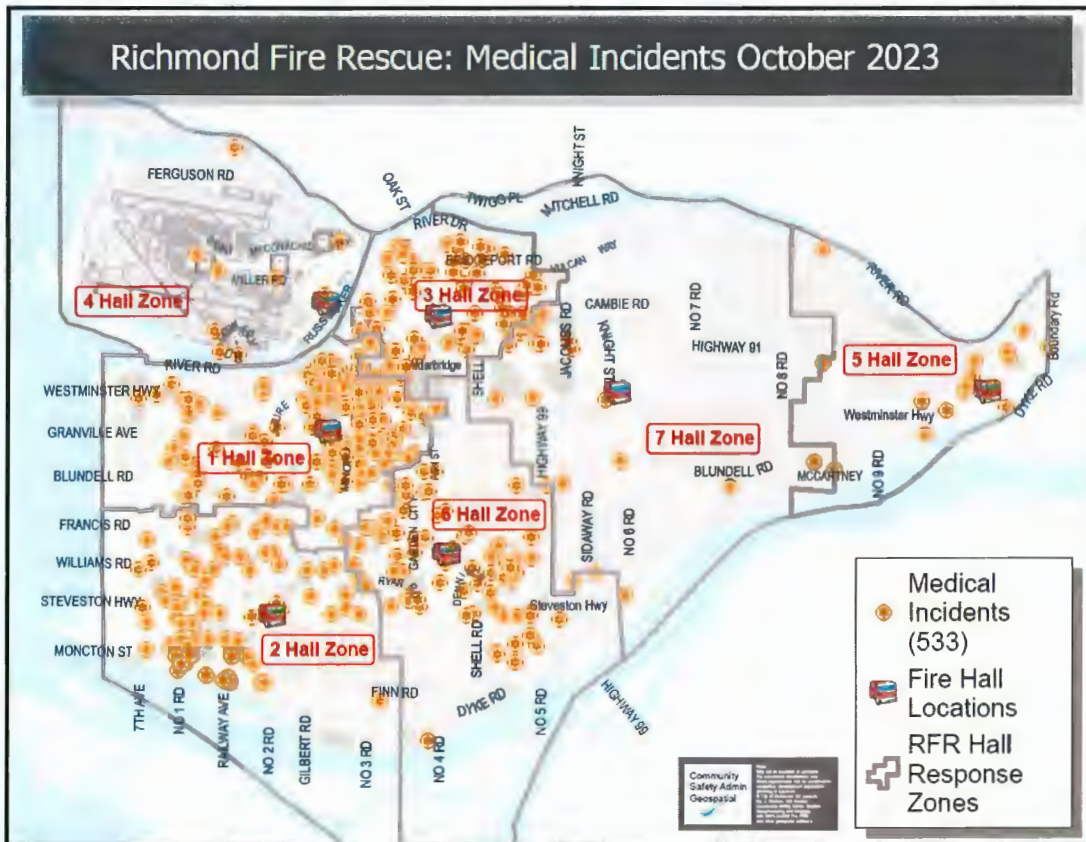
Figure 1: Location of reportable fires attended in October 2023 (total 49)



7437214

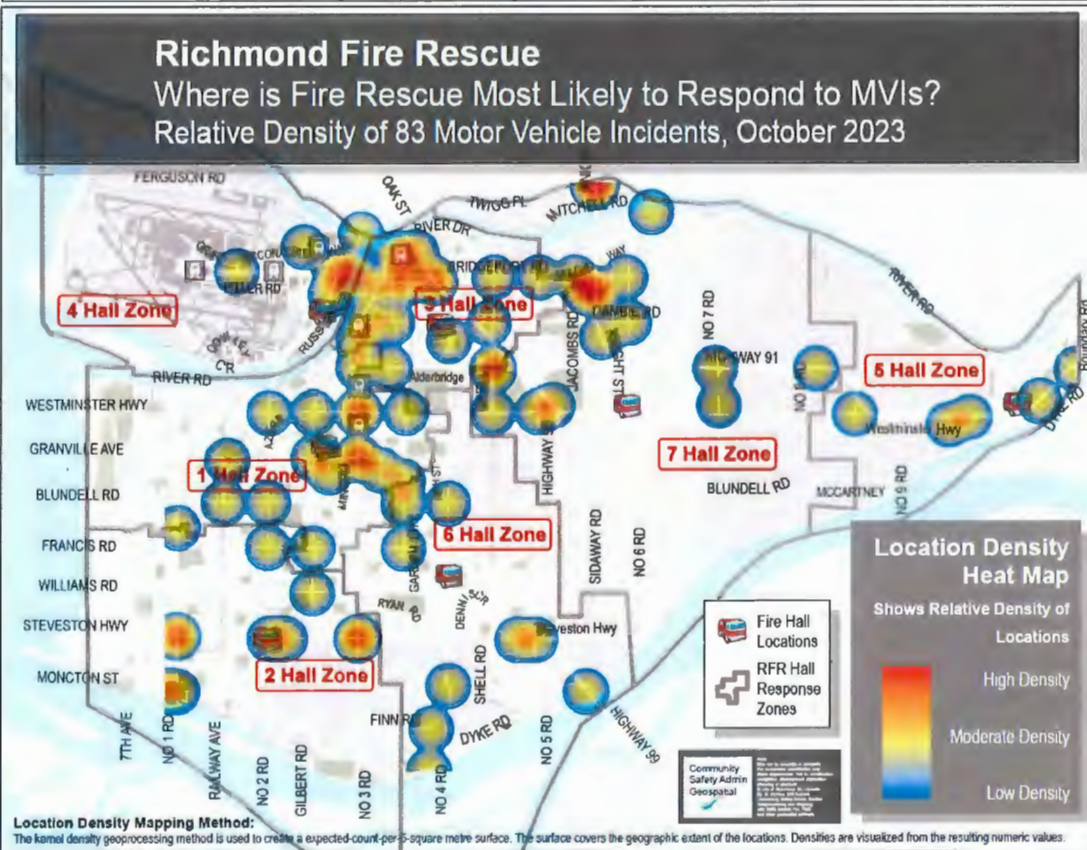
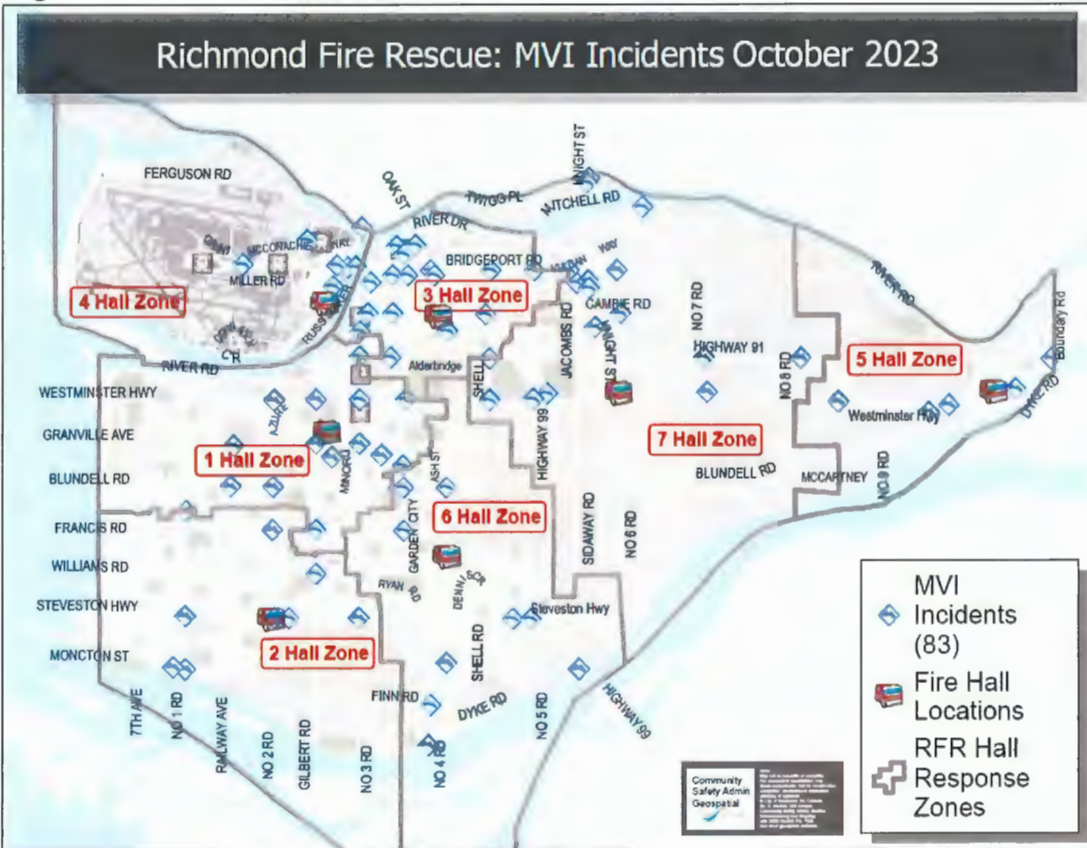


Figure 2: Location of Medical Incidents in October 2023 (total 533)



7437214

Figure 3: Location of MVI Incidents in October 2023 (total 83)



**Location Density Mapping Method:**  
The kernel density geospatial method is used to create an expected count per 5-square metre surface. The surface covers the geographic extent of the locations. Densities are visualized from the resulting numeric values.