



City of Richmond

Report to Committee




To: Community Safety Committee **Date:** December 11, 2023
From: Jim Wishlove **File** 09-5140-01/2023-Vol
Fire Chief 01
Re: **Richmond Fire-Rescue Monthly Activity Report – November 2023**

Staff Recommendation

That the staff report titled “Richmond Fire-Rescue Monthly Activity Report – November 2023”, dated December 11, 2023, from the Fire Chief, be received for information.

Jim Wishlove
Fire Chief
(604-303-2715)

Att. 1

REPORT CONCURRENCE	
CONCURRENCE OF GENERAL MANAGER 	
SENIOR STAFF REPORT REVIEW	INITIALS: 
APPROVED BY CAO 	

Staff Report

Origin

This report supports Council's Strategic Plan 2022-2026 Focus Area #3, A Safe and Prepared Community:

Community safety and preparedness through effective planning, strategic partnerships and proactive programs.

Analysis

Emergency Programs

During the month of November staff:

- Presented and participated in a two day Inclusive Resiliency Project at the Canadian Red Cross Inclusive Resiliency Conference in Ottawa. The conference was a valuable opportunity for all the participants to share their learnings, and successes regarding strengthening community resilience, emergency preparedness and strategizing ways to reach various vulnerable demographics within our communities.
- Supported the planning and participated in the execution of the Remembrance Day Safety and Security Plan.
- Provided support to the response to a sunken vessel off Imperial Landing by coordinating the various concerned parties, identifying salient issues and streamlining response efforts and lines of communication.

Public Outreach & Education

In November 2023, staff facilitated outreach events with attendees to provide educational opportunities to the community, including fire hall and vehicle tours for two organizations. Staff also participated in multiple community events, with a total of 4,000 attendees, including the Pumpkin Drop and RCMP Toy Drive.

Internal Staff Training

In November 2023, staff organized in-house training events including: Frontline Fire Service Leadership Levels I and II, Technical Water Rescue, Ground Survival, Medical First Responder, Fire Attack, and Live Fire.

Emergency Response

One of the City's emergency response goals is to arrive on-scene, in time and with enough resources to contain a fire to the room of origin. The room of origin standard is especially important in terms of preventing further fire loss and damage, which can be reduced when a fire is contained to the room of origin. Meeting this standard also assists in mitigating loss of life, reduction of property damage and protection of the environment. In November 2023, there were 1,061 reported incidents of all types, representing an overall increase of 5 per cent in incidents between November 2022 and November 2023 (Table 2).

Table 2: Total Incidents - November 2023					
	Incident Totals November (2023)	Incident Totals November (2022)	Number Change from November 2022 to 2023	Percentage Change from November 2022 to 2023	5 Year Average for November
Alarm Active - No Fire	153	176	-23	-13	197
Explosion	1	0	+1	+100	0
Fire	40	31	+9	+29	28
Hazardous Materials	5	8	-3	-38	10
Medical	552	535	+17	+3	445
Motor Vehicle Incident	89	83	+6	+7	86
Public Hazard	9	16	-7	-44	9
Public Service	124	90	+34	+38	91
Response Cancelled/Unfounded	85	76	+9	+12	53
Specialized Transport	3	0	+3	+300	3
Technical Rescue	0	0	0	0	0
Total	1,061	1,015	+46	+5	922

The average time on scene in November 2023 for emergency response crews was 32 minutes, which is lower than the number recorded in November 2022: 34 minutes. The time spent on scene can vary due to the nature and severity of each incident.

In November 2023, there were 40 fire incidents reported to the Office of the Fire Commissioner, representing a 29 percent increase from November 2022. The average number of fires reported each November over the last five years is 28.

Fire damage and property losses during November 2023 are estimated at \$577,036. This total includes \$575,981 for building/asset loss and \$1,055 for content loss. The total building/asset and content value at risk is estimated to be \$15,990,569 and the total value preserved from damage was \$15,413,533. These numbers translate to 96 per cent of value protected (Table 3), which is lower than the value observed in 2022: 99 per cent.

Incident Type Breakdown	Incident Volume	Estimated Building/Asset Value (\$)	Estimated Building/Asset Loss (\$)	Estimated Content Value (\$)	Estimated Content Loss (\$)	Estimated Total Value Preserved (\$)
Residential: Single family	5	3,290,779	552,901	1,936,260	25	4,674,113
Residential: Multi family	2	731,000	-	30	30	731,000
Commercial/Industrial	4	9,000	80	-	-	8,920
Outdoor	26	10,000,000	500	1,000	1,000	9,999,500
Vehicle/Vessel	3	22,500	22,500	-	-	-
Totals*	40	14,053,279	575,981	1,937,290	1,055	15,413,533

* The dollar losses shown in this table are preliminary estimates. They are derived from RFR's record management system and are subject to change due to delays in reporting and confirmation of actual losses from private insurance agencies (as available).

Significant Events

Emergency response crews minimized harm, limited damage and stopped fire spread from the place of origin and performed life-saving interventions in these notable, November 2023 incidents:

- **November 13, 2023 – Structure Fire on Garden City Road.** Crews responded to a possible structure fire on Garden City Road. On arrival crews located a small fire in the detached carport of the property and other signs of fire. Crews extinguished the fire and checked for hot spots. No injuries were reported to public or RFR personnel. A Fire Investigator attended.
- **November 14, 2023 – Outdoor Fire on No. 3 Road.** Emergency crews responded to a fire next to a commercial business. On arrival crews found items including clothing and a mattress piled against a concrete and metal lean-to beside a commercial business. Crews were able to quickly extinguish the fire and check for hot spots to ensure extinguishment. No injuries were reported to public or RFR personnel. A Fire Investigator attended.
- **November 22, 2023 – Vehicle Fire on Alexandra Road.** Emergency crews responded to a fire at a commercial business on Alexandra Road. On arrival crews reported smoke on the second floor. The building was evacuated and crews provided air monitoring of each suite to identify any uninhabitable rooms. Any displaced people were re-accommodated on an alternative floor. No injuries were reported to public or RFR personnel. A Fire Investigator attended.


- **November 22, 2023 – Structure Fire on Udy Road.** Emergency crews responded to a structure fire on Udy Road. On arrival, light smoke and a small fire were visible in the kitchen of a residential property. On investigation, crews found that under a counter of an island in the middle of the kitchen a warming drawer had ignited. Crews were able to extinguish the fire quickly with a rapid attack. Crews provided ventilation due to the substantial amount of smoke in the house. Air monitoring was also carried out. No injuries were reported to public or RFR personnel. A Fire Investigator attended.
- **November 23, 2023 - Structure Fire on Garden City Road.** Emergency crews responded to reports of a large fire on Garden City Road. On arrival crews confirmed a large working fire at an unoccupied house surrounded by fencing. Multiple crews aggressively attacked the fire and were able to extinguish it. BC Emergency Health Services and RCMP attended the scene. No injuries were reported to public or RFR personnel. A Fire Investigator attended.
- **November 23, 2023 – Structure Fire on Ashcroft Avenue.** Emergency crews responded to a fire in a dryer of a residential property. First arriving crews quickly attacked and extinguish the fire, containing the damage to the appliance itself and preventing any further spread. Crews then proceeded to ventilate the property. There were no residents displaced. The damaged dryer was removed from the home and the power to the dryer plug was isolated. No injuries were reported to public or RFR personnel. A Fire Investigator attended.
- **November 214, 2023 – Structure Fire on Vulcan Way.** Emergency crews responded to a large fire in an oven at a commercial property on Vulcan Way. All onsite staff were evacuated. To assist in extinguishment crews used the roof access to the oven, via the overhead chimney. The fire was extinguished and contained to the chimney and roof vent of a very large commercial oven. Once it was deemed safe, all of the onsite staff were escorted inside the building to collect their personal effects. No injuries were reported to public or RFR personnel. A security company attended to provide site and scene security. A Fire Investigator attended.

Financial Impact

None.

Conclusion

Richmond Fire-Rescue continues to monitor activities to identify and create public outreach programs to respond to emerging trends and to regularly promote effective prevention behaviours.



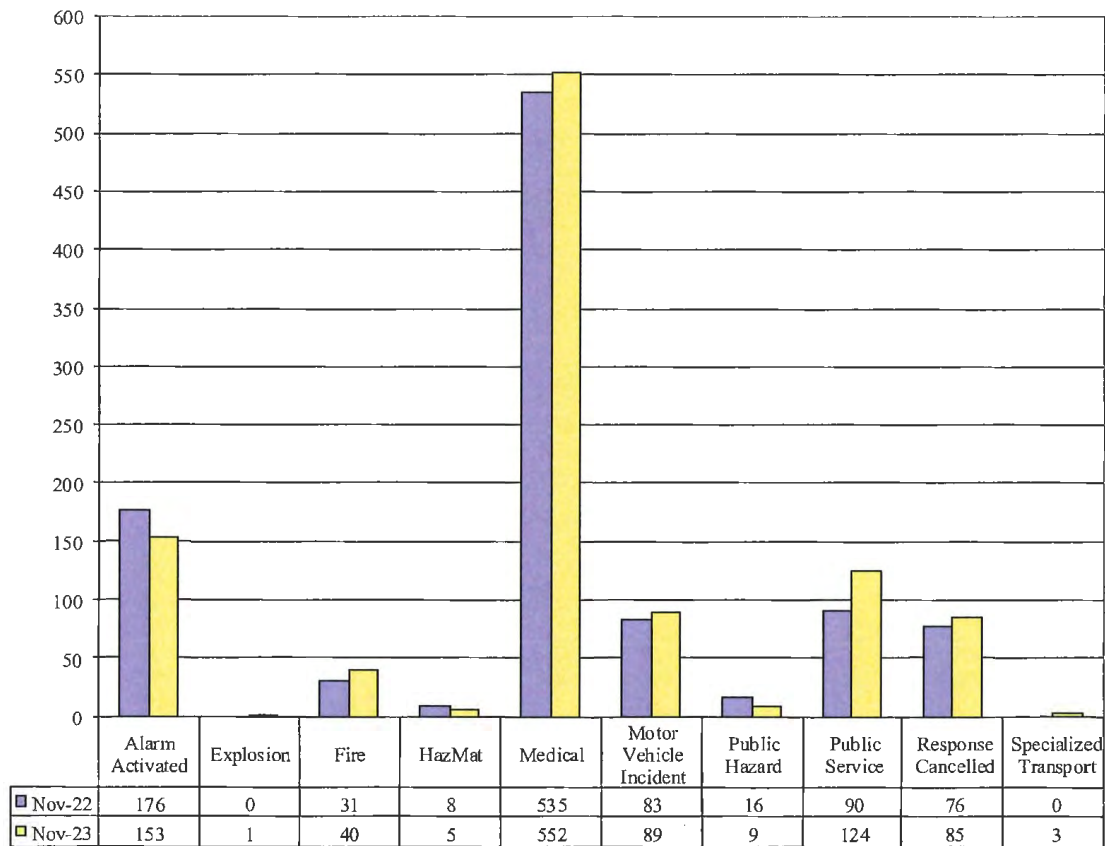
Jim Wishlove
Fire Chief
(604-303-2715)

Att. 1: Suppression Activity for November 2023.

Incident Volumes

The following chart provides a month-to-month comparison regarding incidents occurring in November 2022 and 2023. In November 2023, there were 1,061 total incidents, compared to 1,015 in November 2022. This represents an overall increase of 5 per cent between last year and 2023.

Table 4: November 2022 & November 2023 Incident Volumes



Incident Type Legend:
HazMat: includes fuel or vapour, spills, leaks, or containment
Medical includes: cardiac arrest, emergency response, home or industrial accidents
Public Hazard includes: aircraft emergency, object removal, or power lines down
Public Service includes: assisting public, ambulance or police, locked in/out, special events, trapped in elevator, water removal

First Responder Totals

Medical first responder incidents comprised 52 per cent of the total emergency responses for RFR during the month of November 2023. A detailed breakdown of the medical incidents for November 2022 and 2023 is set out in the following table by sub-type. There were 552 medical incidents in November 2023 compared to 535 in November 2022, an increase of 3 per cent.

Table 5a: November 2022 & November 2023 Medical Calls by Type

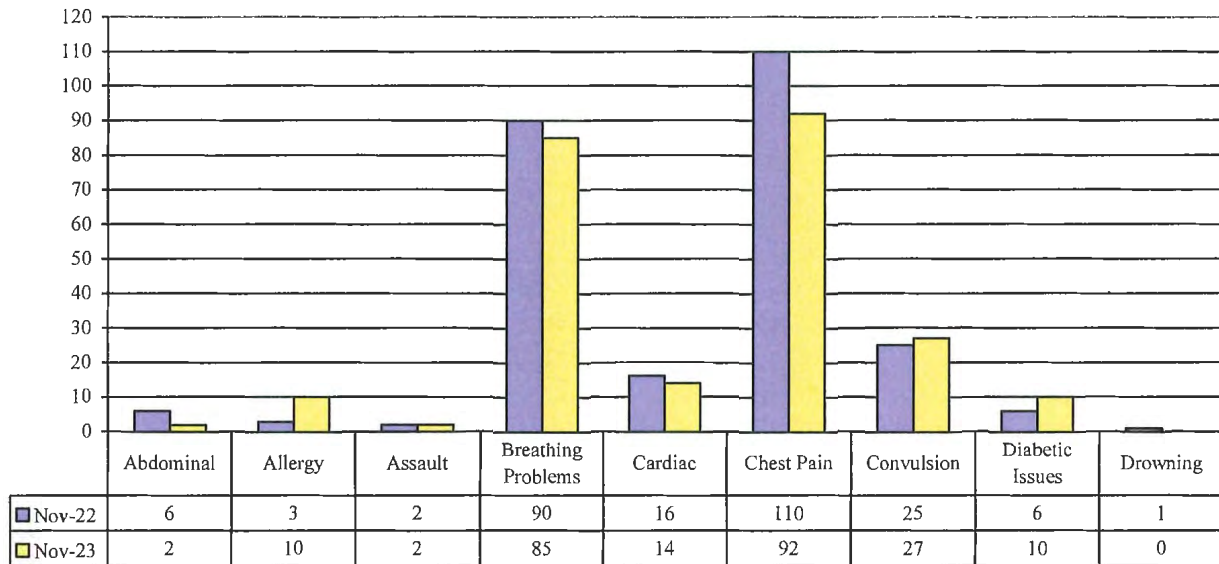
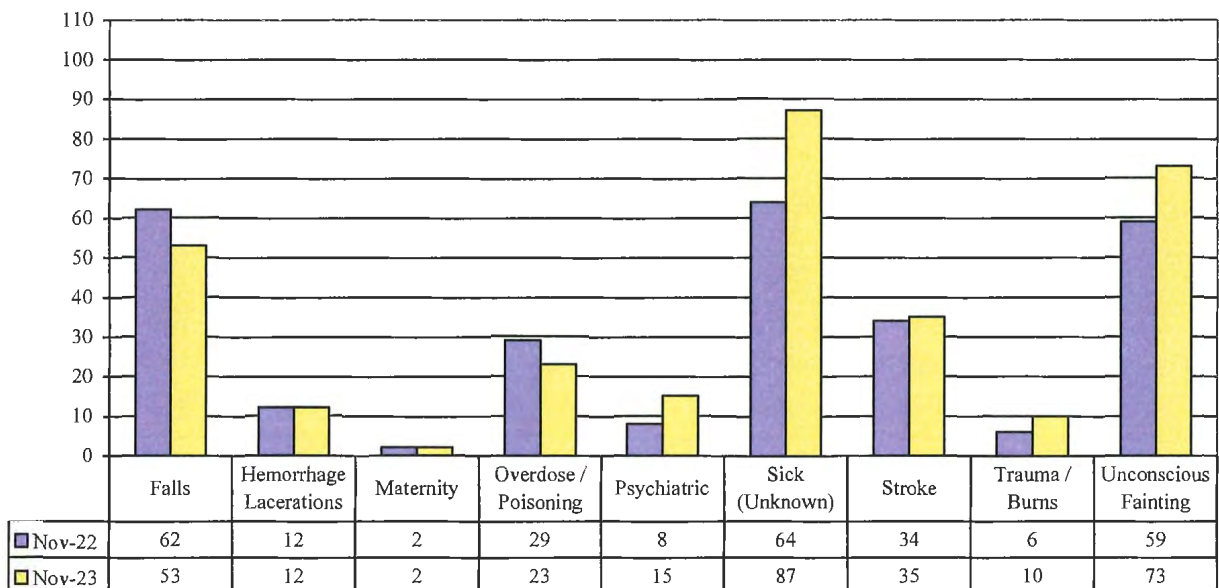


Table 5b: November 2022 & November 2023 Medical Calls by Type



The following chart provides the overdose / poisoning incident volume breakdown for November 2023. In November, out of 23 total overdose / poisoning calls, 11 were located outdoors and 12 were located in a commercial property or residence.

Table 5c: Overdose / Poisoning Incidents By Type – November 2023	
	Details
Opioids	2
Other Miscellaneous Drugs	6
Alcohol	5
Unknown (No patient contact / BC Emergency Health Services staff on scene)	10
Totals	23

Fire Investigations

The fire investigation statistics for November 2023 are listed below:

Table 6: Total Fire Investigation Statistics – November 2023			
	Suspicious	Accidental	Undetermined
Residential - Single-family	1	4	0
Residential - Multi-family	0	2	0
Commercial/Industrial	0	2	2
Outdoor	14	8	4
Vehicle	1	0	2
Totals	16	16	8

Richmond Fire-Rescue investigators report all suspicious fires to the RCMP, while working alongside RCMP staff to address potential risks to the community and coordinate appropriate fire investigations.

Hazardous Materials

Table 7: Hazardous Materials Incidents By Type – November 2023	
	Details
Gasses (Natural / Propane)	4
Vapour Leak (Misc)	1
Totals	5

Incident Year to Year Comparisons

The following charts provide total incident volumes on a year-to-year comparison in November from 2014 to 2023.

Table 5d: Total Fire Calls for Service in November from 2014 to 2023

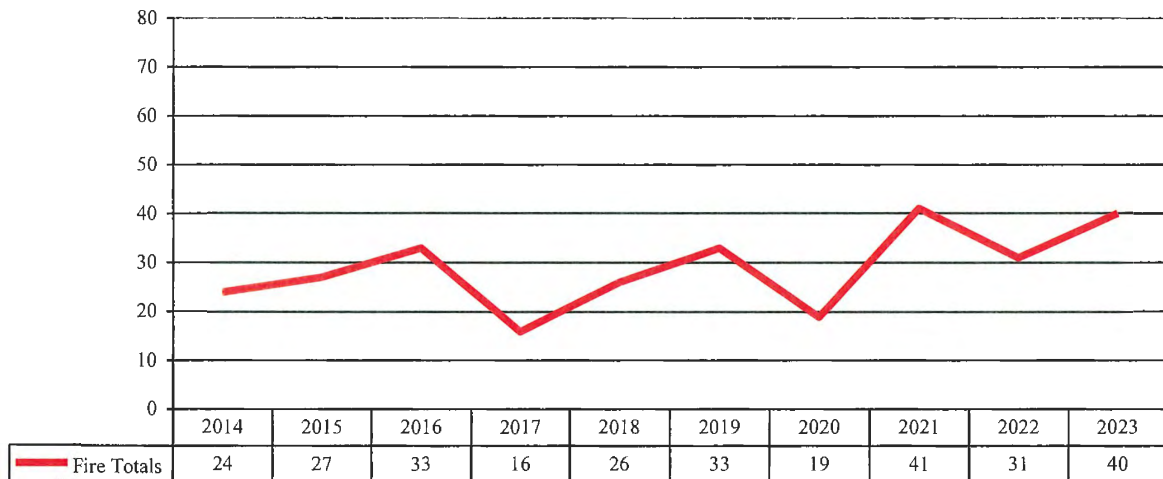
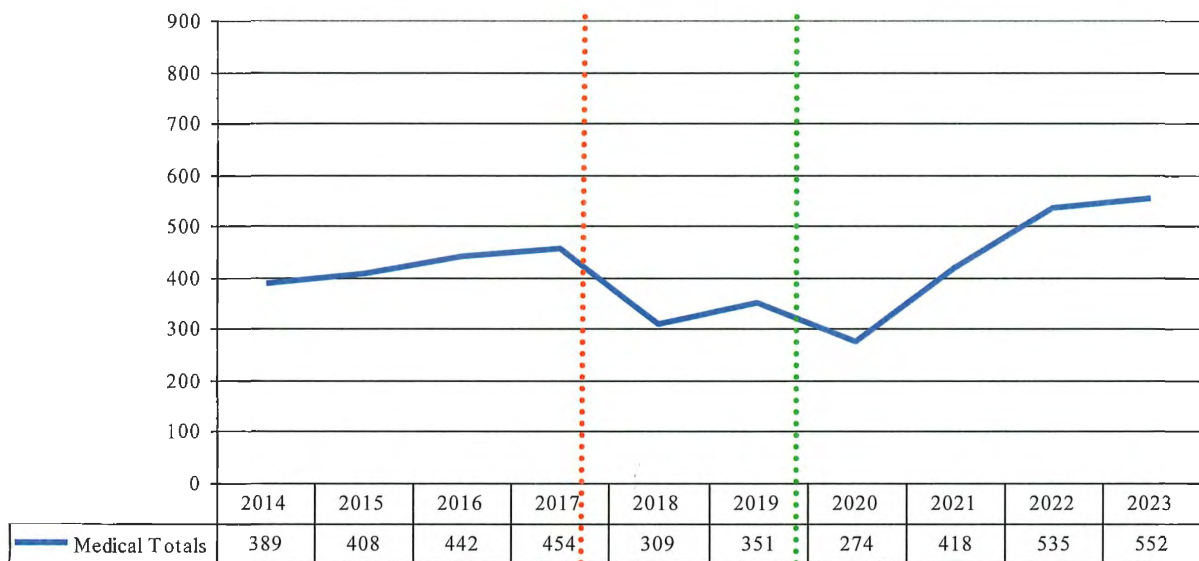


Table 5e: Total Medical Calls for Service in November from 2014 to 2023



Changes to BC Emergency Health Services Clinical Response Model dispatch system (2017-2018)

Start of Covid-19 pandemic

Figure 1: Location of reportable fires attended in November 2023 (total 40)

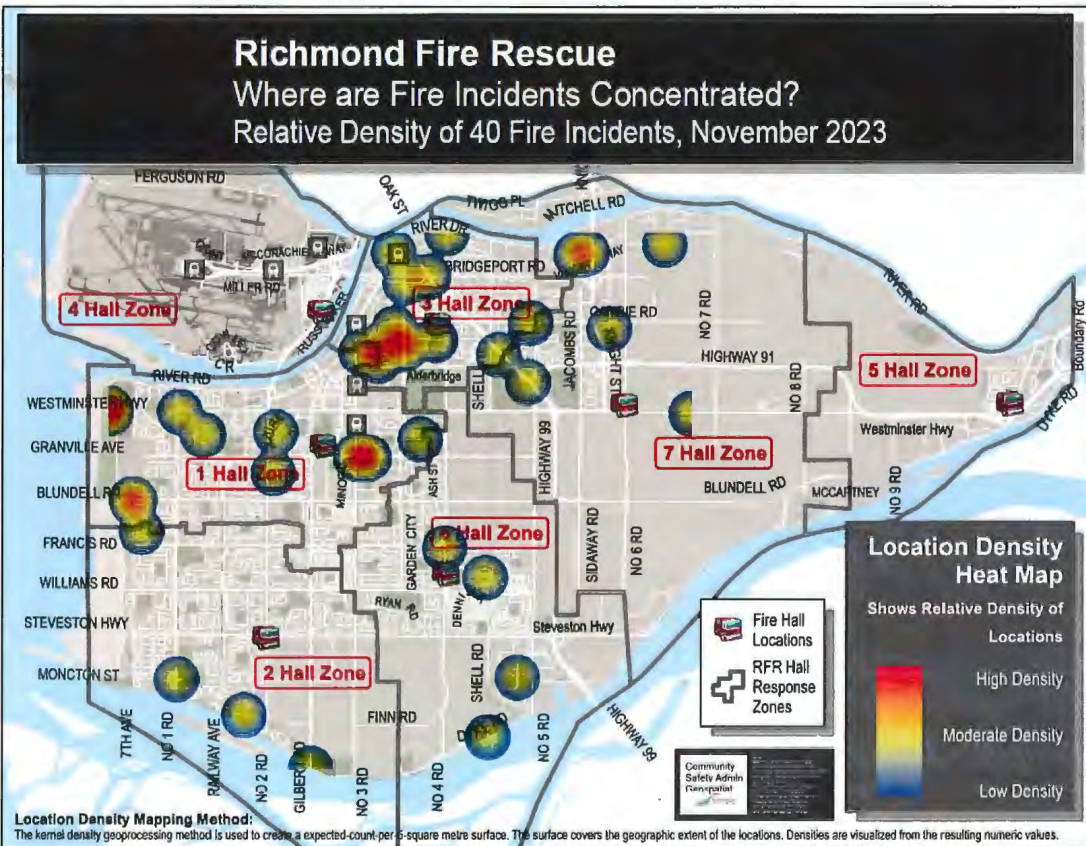


Figure 2: Location of Medical Incidents in November 2023 (total 552)

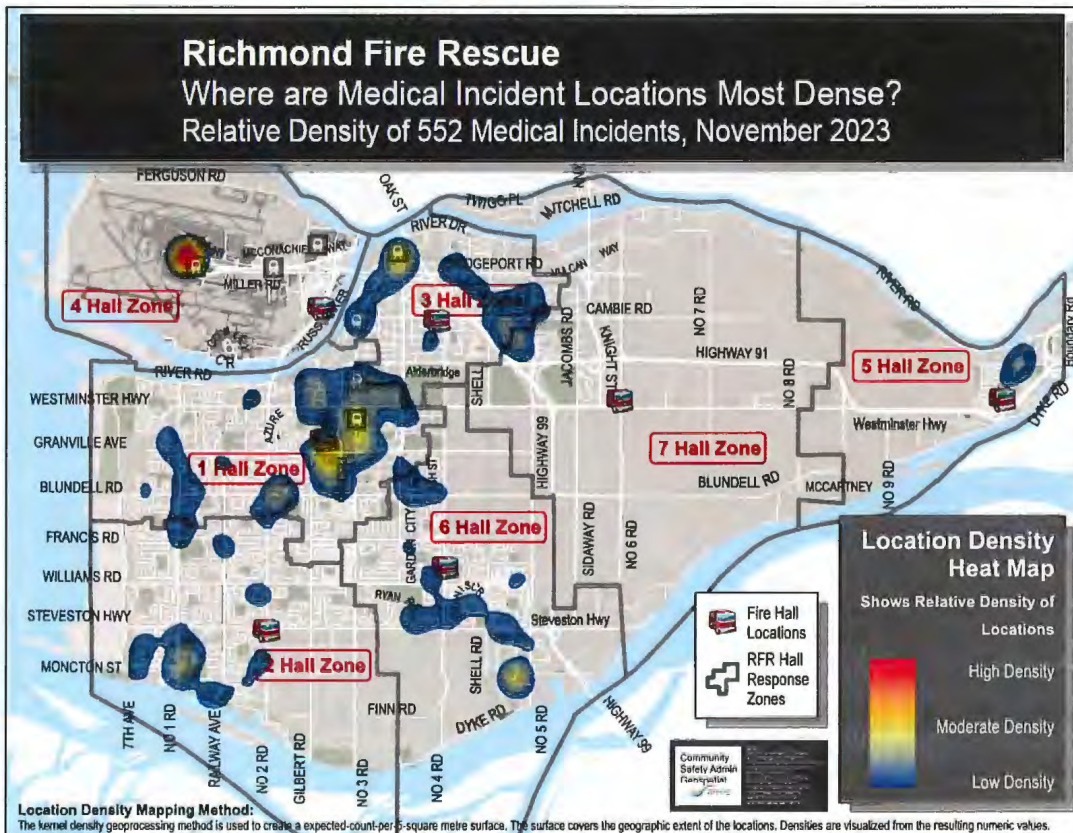
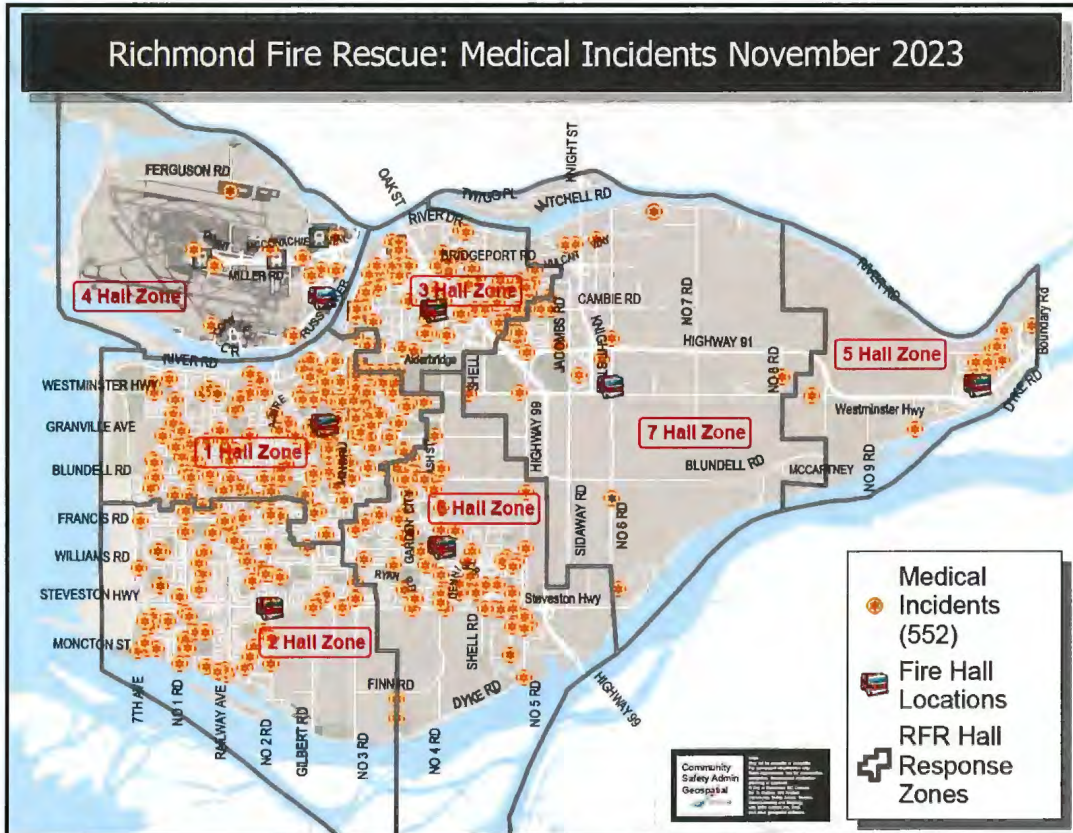


Figure 3: Location of MVI Incidents in November 2023 (total 89)

