



City of Richmond

Report to Committee

To: Community Safety Committee
From: Tim Wilkinson
Acting Fire Chief, Richmond Fire-Rescue
Date: 18 October, 2017
File: 09-5000-01/2017-Vol
01
Re: **Richmond Fire-Rescue Monthly Activity Report – September 2017**



Staff Recommendation

That the staff report titled “Richmond Fire-Rescue Monthly Activity Report – September 2017”, dated October 18, 2017 from the Acting Fire Chief, Richmond Fire-Rescue, be received for information.



Tim Wilkinson
Acting Fire Chief
(604-303-2701)

Att. 2

REPORT CONCURRENCE	
CONCURRENCE OF GENERAL MANAGER 	
REVIEWED BY STAFF REPORT / AGENDA REVIEW SUBCOMMITTEE	INITIALS: CJ
APPROVED BY CAO 	

Staff Report

Origin

This report provides Council with an update on Richmond Fire-Rescue (RFR) activities. RFR is reporting on its activities in support of its mission:

To protect and enhance the City's livability through service excellence in prevention, education and emergency response.

This report supports Council's 2014-2018 Term Goal #1 A Safe Community:

Maintain emphasis on community safety to ensure Richmond continues to be a safe community.

Analysis

Community Involvement

RFR advances public awareness, education and community bridge building by participating in training events and community activities. Fire safety presentations provided during September 2017 included the Fire Safety Block Watch, Richmond School Board safety presentation and a safety talk at Tait Elementary school.

Staff engaged with over 200 children and adults in the community during September, providing fire safety and harm reduction information.

Emergency Response

RFR's goal is to respond to events in a manner where loss of life, reduction of property damage and protection of the environment is mitigated. In September 2017 there were a total 923 incidents, representing a 2.6 per cent increase in calls from September 2016 (Attachment 1). The average time on scene for RFR crews was 27.10 minutes, a decrease of 0.04 per cent from 2016. This is due to the nature and severity of each call and the duration on scene.

In September 2017 there were 68 dispatched fire calls. Of those, 44 were actual reportable fires, 194 apparatus were used and 562 fire personnel attended.

Fire damage and property losses during September 2017 are estimated at \$21,260. This total includes \$14,235 for building/asset loss and \$7,025 for content loss. The total building/asset and content value at risk was estimated to be \$2,901,960 and the total value preserved from damage was \$2,880,700. These numbers translate to 99.3 per cent of value protected (Figure 1), this figure is a decrease from the 99.9 per cent protected value observed in 2016.

Incident Type Breakdown	Call Volume	Estimated Building / Asset Value (\$)	Estimated Building / Asset Loss (\$)	Estimated Content Value (\$)	Estimated Content Loss (\$)	Estimated Total Value Preserved (\$)
Residential: Single family	1	1,200,000	2,000	-	-	1,198,000
Multi family	3	628,000	1,500	-	-	626,500
Commercial / Industrial	4	596,900	4,500	75,000	5,000	662,400
Outdoor	33	354,235	1,235	35,325	25	388,300
Vehicle / Vessel	3	10,500	5,000	2,000	2,000	5,500
Totals*	44	2,789,635	14,235	112,325	7,025	2,880,700

*The dollar losses shown in this table are preliminary estimates. They are derived from RFR's record management system and are subject to change due to delays in reporting and confirmation of actual losses from private insurance agencies (as available).

Fire crews minimized loss and limited fires to the place of origin in these notable September 2017 incidents:

- Fire at a Commercial property on Horseshoe Way. Crews responded to reports of white smoke coming from a room within the warehouse complex. Fire crews arrived accessed the building to find sprinkler heads activated and suppressing the fire. Fire crews extinguished spot fires, ventilated the area and performed onsite salvage and overhaul. The City's works yard was called to board up the front entrance of the warehouse. The warehouse was placed under a Fire Watch and a Fire Investigator attended.
- Fire at a Commercial property on No. 5 Road. Arriving crews witnessed smoke coming from an outdoor structure. After further investigation crews found that a pile of vehicle batteries on fire. Crews extinguished the fire, secured the area and located a drainage pit to hold the water, foam and battery acid from the fire. The site was left in the care of the onsite security firm. A Fire Investigator attended the site.
- Fire at a multi-tenanted residential property on Alder Street. Arriving crews found a small fire burning in a planter box in front of the units. Crews quickly extinguished the fire. There were no injuries to the public or fire personnel. A Fire Investigator attended the scene.
- Motor vehicle incident involving an RCMP officer's vehicle and a semi-truck located at Jacombs Road. Arriving crews assisted with extracting the officer from the impacted vehicle. The injured officer was transported to hospital by the BC Ambulance Services crew. The driver occupant of the semi-truck was not injured. RCMP officers remained onsite to investigate the incident.

Financial Impact

None.

Conclusion

During September 2017, calls for service increased by 2.6 per cent from September 2016. RFR will continue to monitor these activities to identify trends and ensure potential solutions.

The continued increase in RFR's emergency response has a direct impact on unit availability, response times, availability for non-emergency operations and in-service training. RFR continues to review the available statistics and amend resource allocation, as necessary.



Tim Wilkinson
Acting Fire Chief
(604-303-2701)

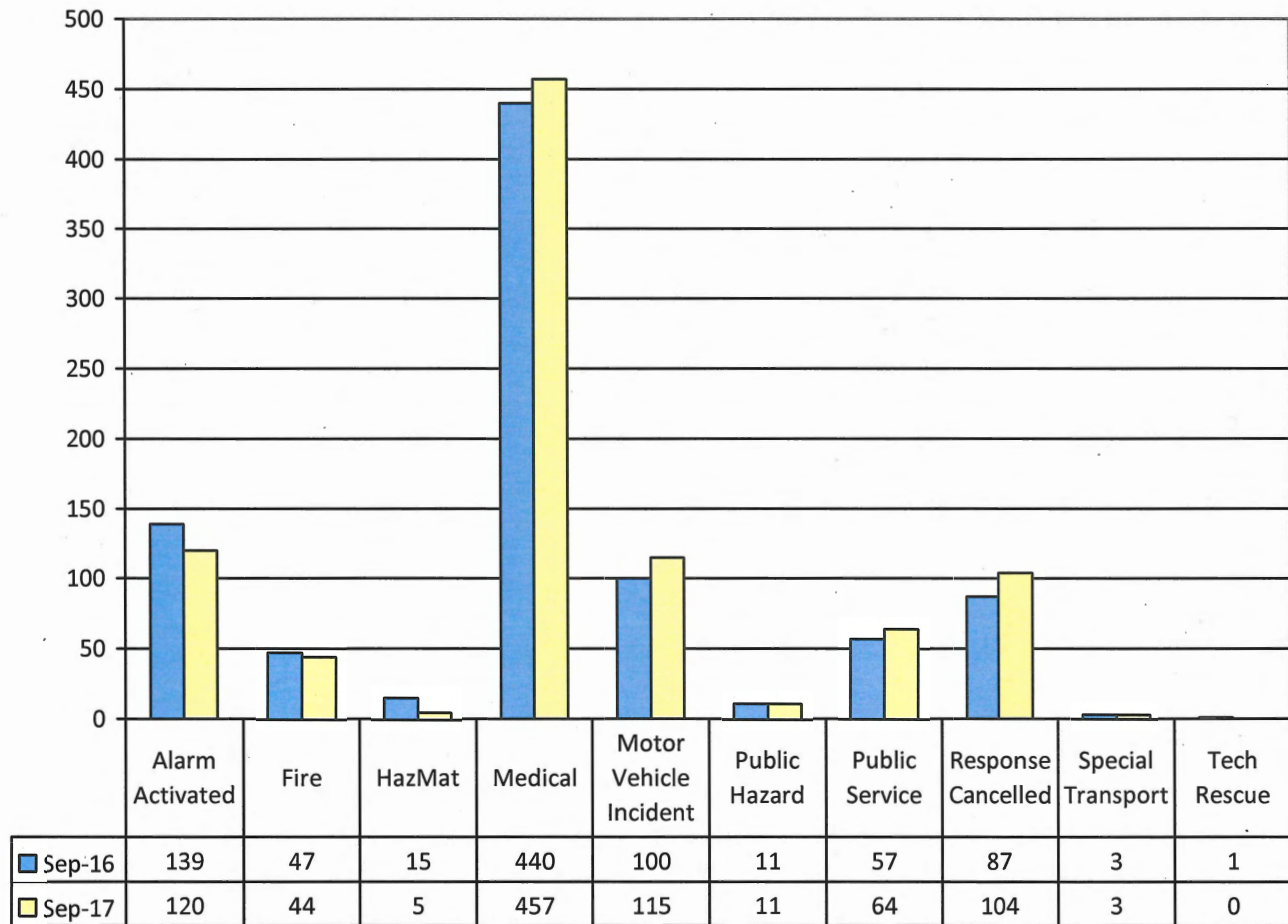
JM:js

- Att. 1: Suppression Activity
2: Location of September's Fire, Medical and MVIs

Calls for Service Volumes

The following chart provides a month to month comparison regarding incidents occurring in September 2016 and 2017. In September 2017, there were a total of 923 incidents, compared to 900. This represents an increase of 2.6 per cent.

Table 2: September 2016 & 2017 Calls for Service Volumes



Call Type Legend:

HazMat: includes fuel or vapour; spills, leaks, or containment

Medical includes: cardiac arrest, emergency response, home or industrial accidents

Public Hazard includes: aircraft emergency, bomb removal standby, object removal, or power lines down

Public Service includes: assisting public, ambulance or police, locked in/out, special events, trapped in elevator, water removal

First Responder Totals

Medical first responder incidents comprised 49.5 per cent of the total emergency responses for RFR during the month of September 2017. A detailed breakdown of the medical incidents for September 2016 and 2017 is set out in the following table by sub-type. There were a total of 457 medical incidents in September 2017 compared to 440 in September 2016, an increase of 3.9 per cent.

Table 3a: September 2016 & 2017 Medical Calls by Type

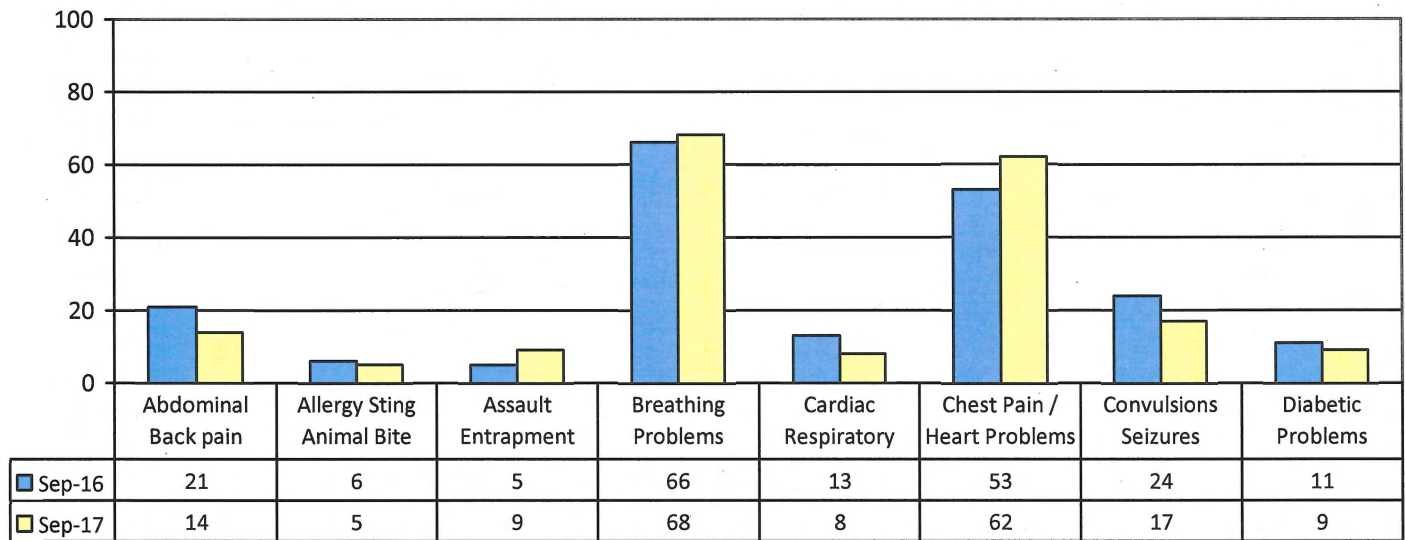
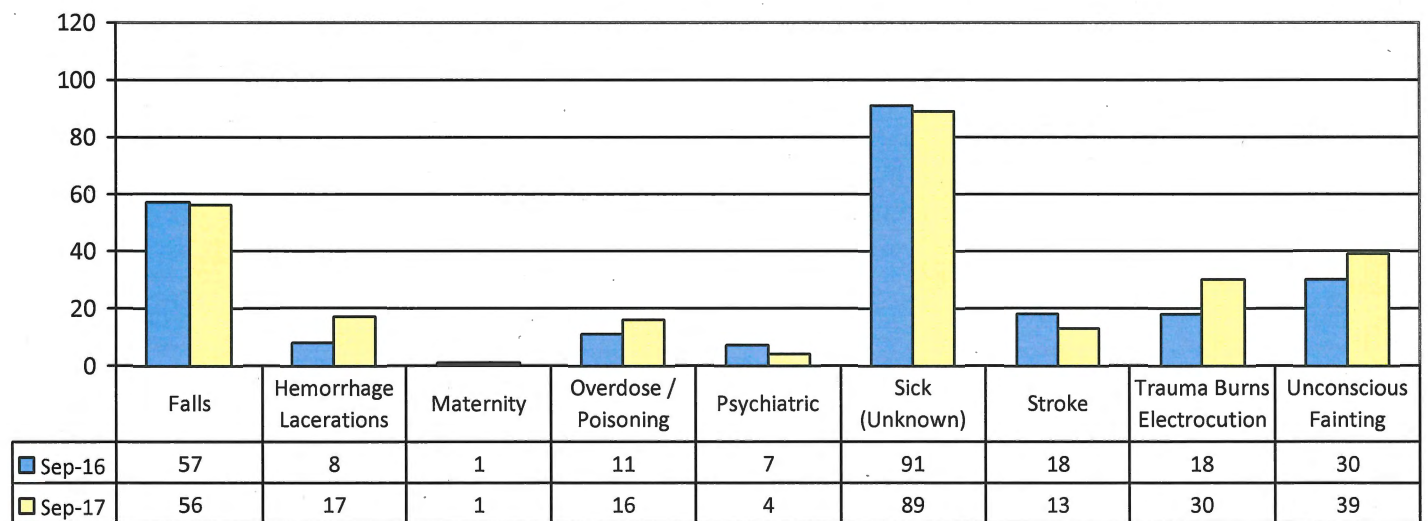


Table 3b: September 2016 & 2017 Medical Calls by Type



Fire Investigations

The fire investigation statistics for September 2017 are listed below:

Table 4: Total Fire Investigation Statistics – September			
	Suspicious	Accidental	Undetermined
Residential - Single-family	-	1	-
Residential - Multi-family	1	2	-
Commercial/Industrial	1	3	-
Outdoor	8	13	12
Vehicle	1	1	1
Totals	11	20	13

RFR investigators report all suspicious fires to the RCMP, while working alongside RCMP staff to address potential risks to the community.

Hazardous Materials

Table 5: HazMat Calls By Type – September	
	Details
Natural Gas / Propane Leaks (small)	2
Unclassified	2
Corrosive	1
Totals	5

Figure 1: Location of reportable fires attended in September (total 44)

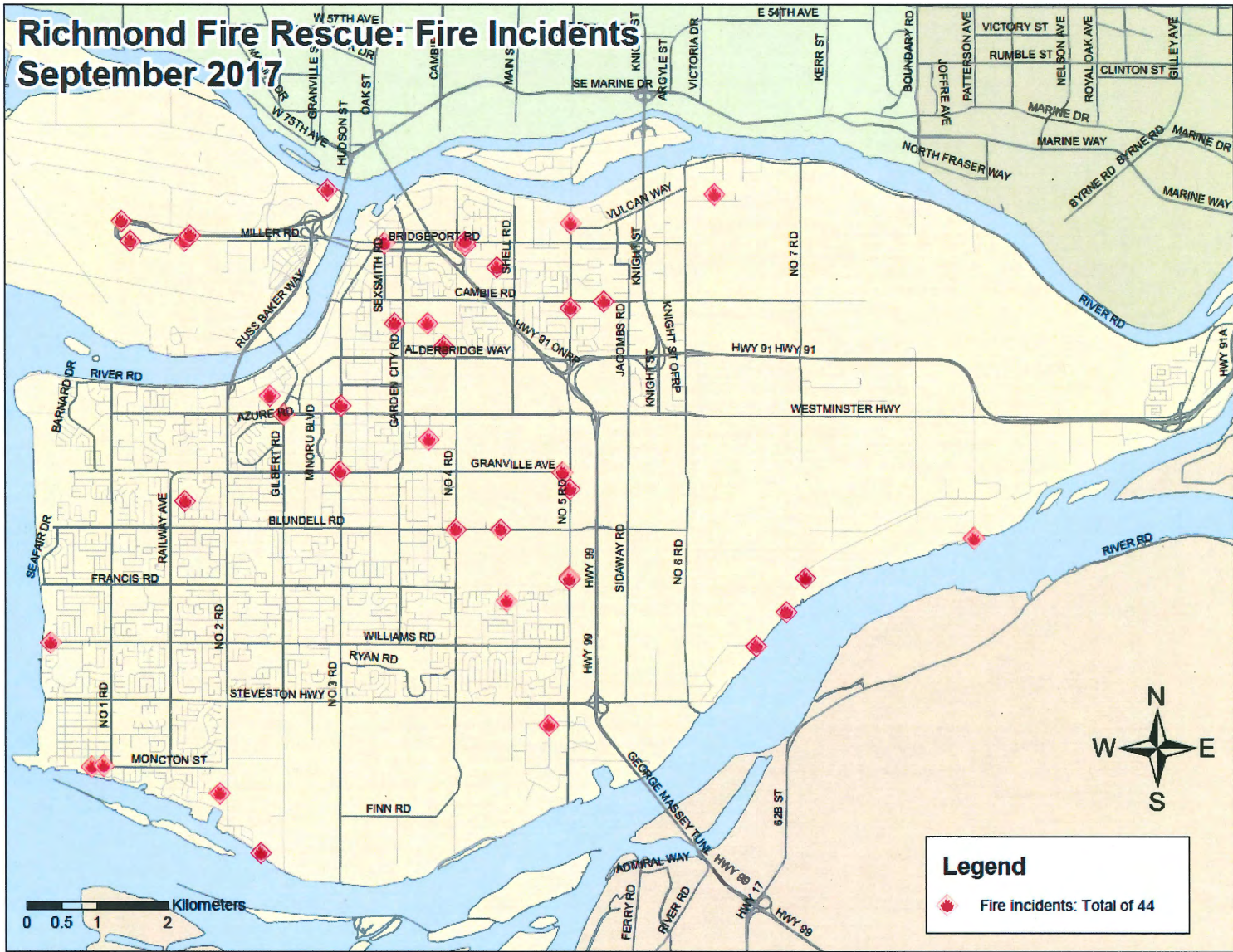


Figure 2: Location of medical calls in September (total 457)

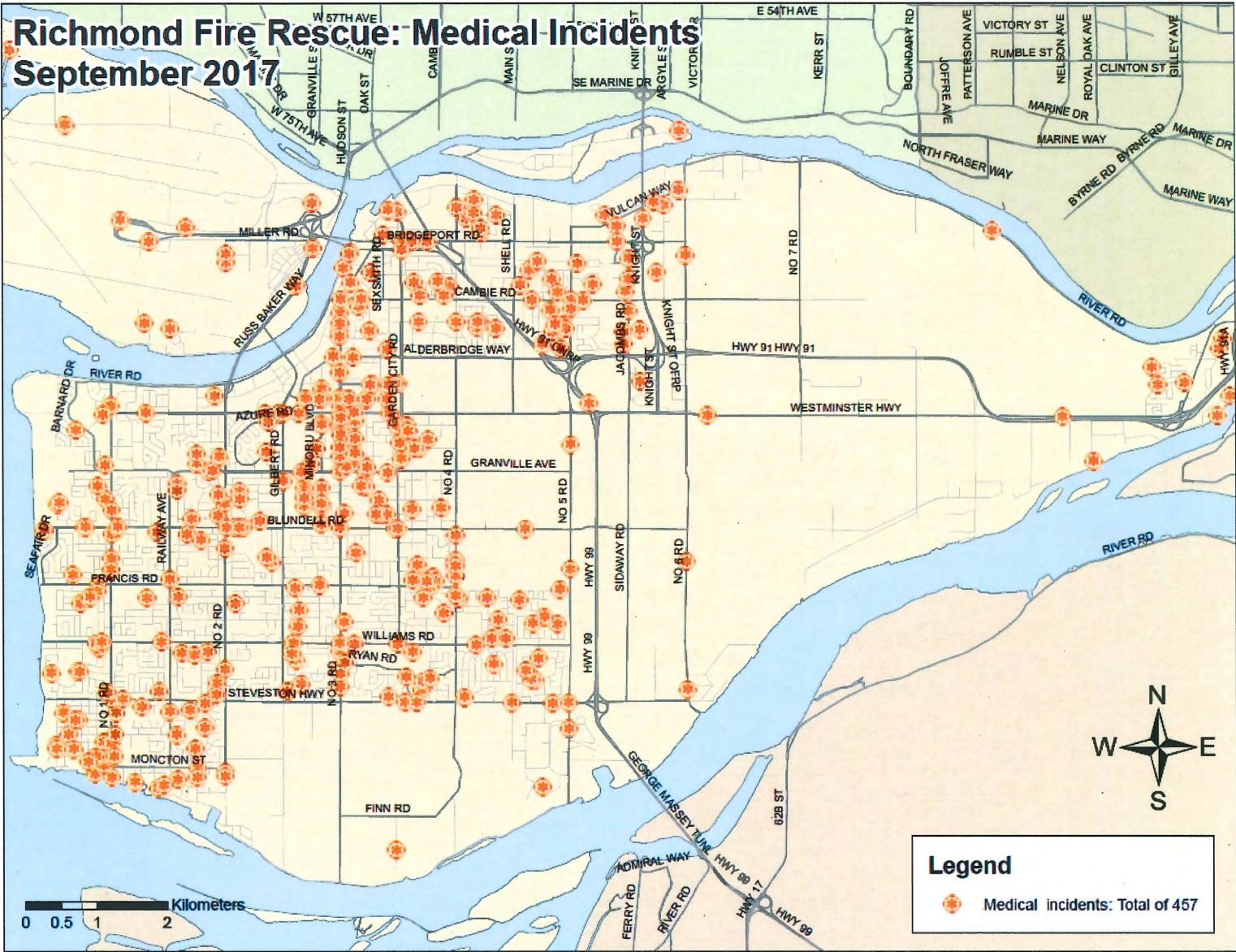


Figure 3: Location of MVI calls in September (total 115)

