



City of Richmond

Report to Committee

To: Community Safety Committee **Date:** November 8, 2013
From: Rendall Nasset
Officer In Charge, Richmond RCMP Detachment **File:** 09-5000-01/2013-Vol
01 (13.28)
Re: **RCMP's Monthly Report – October 2013 Activities**

Staff Recommendation

That the report titled "RCMP's Monthly Report – October 2013 Activities" (dated November 8, 2013, from the Officer in Charge, RCMP) be received for information.

(Rendall Nasset) Superintendent
Officer In Charge, Richmond RCMP Detachment
(604-278-1212)

REPORT CONCURRENCE	
CONCURRENCE OF GENERAL MANAGER 	
REVIEWED BY STAFF REPORT / AGENDA REVIEW SUBCOMMITTEE	INITIALS: DW
REVIEWED BY CAO 	INITIALS:

Staff Report

Origin

At the request of the Community Safety Committee, the Officer in Charge will keep Council informed on matters pertaining to policing in the community of Richmond.

Council Term Goals for 2011-2014 identify the desire to ensure Richmond remains a safe and desirable community to live, work and play in, through the delivery of effective public safety services that are targeted to the City's specific needs and priorities.

Analysis

Below is the RCMP's Monthly Report regarding October 2013 activities.

Noteworthy Files and Activities:

Richmond RCMP, Olympic Athletes and BC Muslim School Host Sports Event

On Wednesday October 2, 2013 BC Muslim School hosted the police and athletes in the spirit of sports. Paralympic Gold Medalist Walter Wu started with a presentation to students. Mr. Wu was just one of many Olympic athletes who gave their time to the community of Richmond for this event. The children had a chance to show off their soccer skills against members of the Richmond RCMP. This is the first time BC Muslim School has partnered with police on this initiative.

Shots fired at Richmond Steve Nash Fitness World

Richmond Detachment is investigating a series of shots fired outside the Steve Nash Fitness World at 6351 Westminster Highway. Police were called October 7 to find bullet holes outside the fitness centre. Gym patrons are being interviewed, however no intended victims have been identified at this time. The Serious Crimes Section will continue to investigate.

Richmond RCMP Catch Armed Robbery Suspect

On October 19, at 12:26 p.m., Richmond RCMP were called to a drug store on the 9100 block of Blundell Road after staff reported being robbed by a man with a gun. Staff told police that a man dressed in black was suspected of taking cologne from the store and when confronted the man pulled out a handgun and threatened staff. The man then fled the store on a bicycle. Police found the male and after a brief foot chase he was taken into custody. A black replica handgun was seized from the male and the stolen goods were located. The 21 year old male, Travis Heath is charged with 1 count of Robbery and 1 count of Use of An Imitation Firearm. Mr. Heath appeared in the Richmond court on October 29

Charges Laid in Fatal Crash that Killed Two Teens in May 2012

On May 12, 2012 near Steveston and 4 Road in Richmond, two young men, whom were brothers, were passengers in a 2006 BMW. The two young men from Richmond lost their lives when the driver of the vehicle, Ryan Jeffrey Webster crashed into a tree. Mr. Webster of

Richmond has been charged with 2 counts of Impaired Driving Causing Death and 2 counts of Operating a Motor Vehicle with a Blood Alcohol Level over 80 milligrams Causing Death. These charges are a result of an extensive investigation by Richmond RCMP Road Safety Unit, ICARS, EHS and Richmond Fire Rescue. Ryan Webster will appear in Richmond Courthouse on November 28, 2013.

Richmond RCMP Arrest Two Males in a “Pizza Delivery Style” Drug Operation

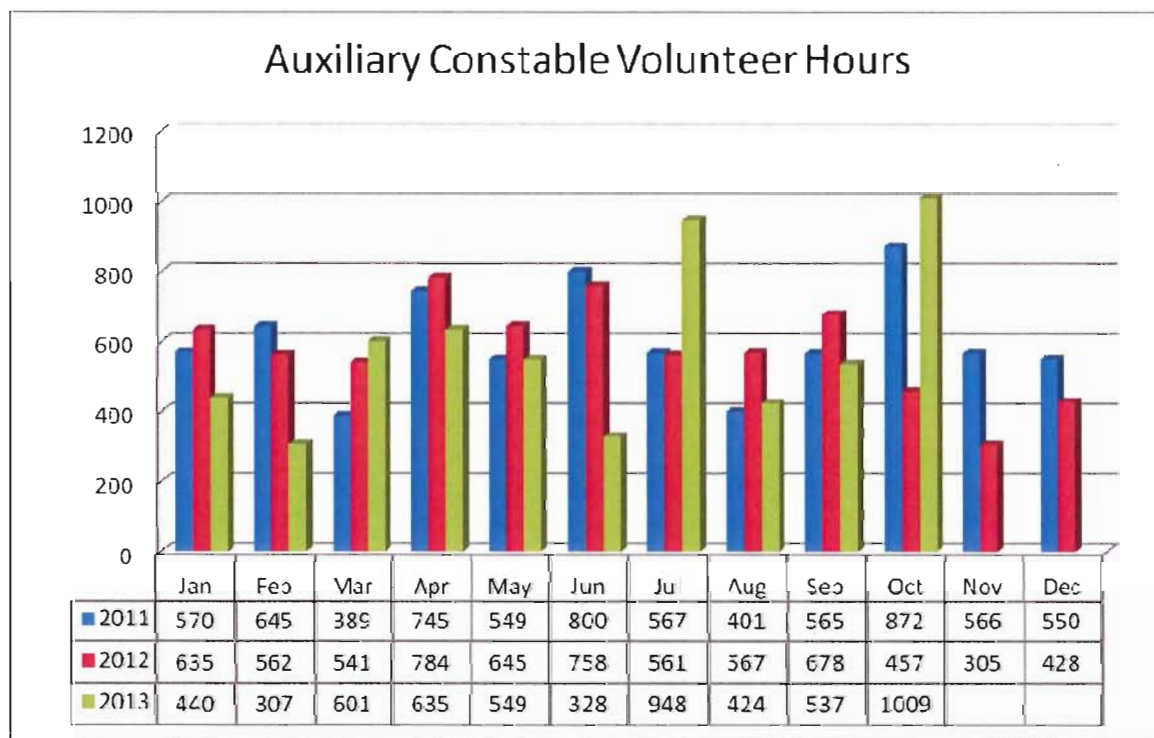
Richmond RCMP Organized Crime Unit has ended a six month investigation with two arrests. Police began their investigation in February after receiving information of a new group of individuals trafficking in crack cocaine and heroin. The group was selling drugs using a dial a dope trafficking technique which operates much like a pizza delivery service. Customers would call a drug line and place an order for drugs, which would then be delivered to their location.

Through the course of this six month investigation, police identified 2 suspects who were arrested on September 19, 2013. Emerson Mendoza-Lopez faces 8 charges for Trafficking, and was in court on October 10, 2013, and John Weiss faces 1 charge. Mr. Weiss was due to appear in court October 3. Both men are Richmond residents.

Auxiliary Constables

As of October 2013, Richmond Detachment has 29 active Auxiliary Constables, 17 new cadets in training, and 4 members on Leave of Absence. The Active Auxiliary Constables have volunteered 5,778 hours so far this year. The chart on the following page compares the total hours of service for the years 2011, 2012 and 2013 year to date.

Total Volunteer Hours: (includes community policing activities, as well as hours spent in training, court and on ride-a-longs and call-outs)

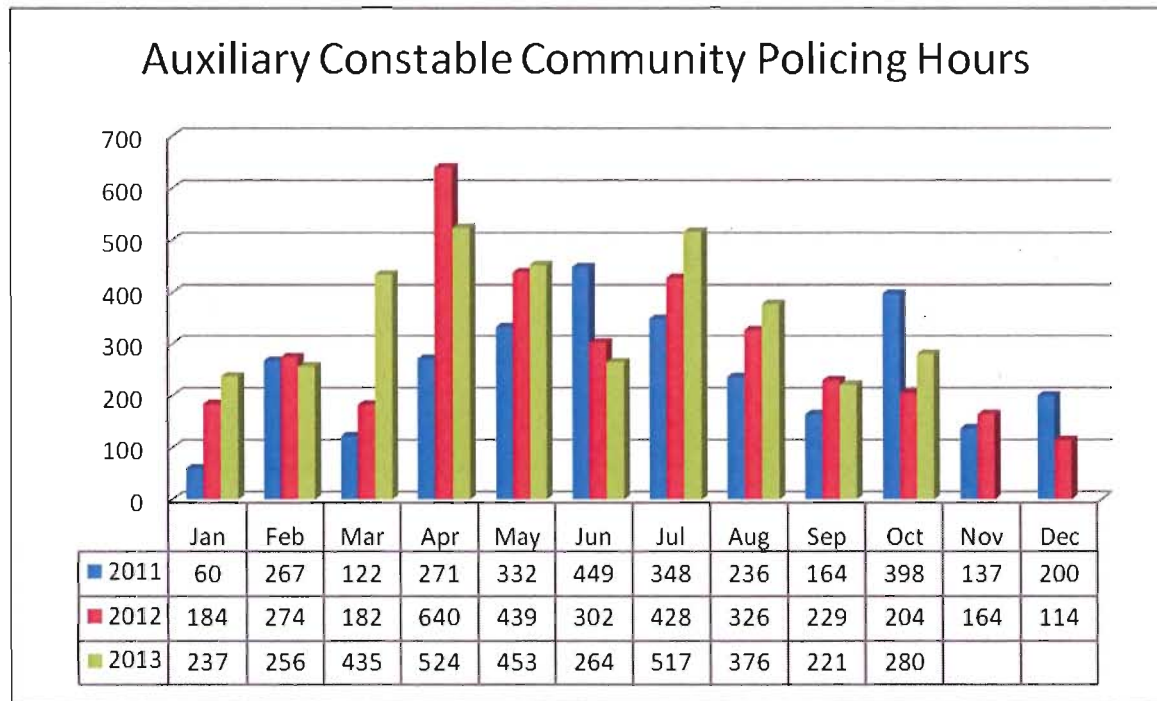


Total Hours (Year to Date) per Volunteer Auxiliary Constable (Includes all activities)

Year (Period: January to September)	YTD Total Hours	Number Of Active Auxiliary Constables	YTD Total Hours Per A/Cst.
2011	5,229	37	141
2012	5,729	33	174
2013	5,778	29	199

Community Policing Hours: (includes all crime Prevention programs and Community Events)

The Auxiliary Constables continue to ensure that Community Events and Crime Prevention programs remain a priority. As of October 2013, the Auxiliary Constables volunteered 3,563 hours for Community Policing Initiatives. The chart below compares the hours of community policing duties for the years 2011, 2012 and 2013.



It is of note that although there have been reductions in membership each year (11% in 2012, 12% in 2013), there was a 19% net increase in volunteer hours for the core Community Policing hours.

Community Policing hours (Year to Date) per Volunteer Auxiliary Constable.

Year (Period:January to September)	YTD Community Policing Hours	% Increase in Community Policing Hours	Number of Active Auxiliary Constables	% Increase Per A/Cst
2011	2,248	n/a	37	n/a
2012	3,003	34%	33	50%
2013	3,563	19%	29	35%

Community Policing Activities for October 2013 included:

- Ride for Refuge – provided traffic control and safety direction for participants
- Pedestrian Safety Initiative – provided targeted education around Canada Line stations
- DARE Program – delivered drug awareness and resistance program to grade 5 students
- Halloween Night – assisted with General Duty members, and provided additional police presence in Burkeville community
- Safety Patrols of parks, dykes and trails with Kubota and on foot, throughout Richmond
- Night Markets – providing an additional police presence
- YVR foot patrols – assisting travellers and providing an enhanced police presence
- Property Crime Reduction program – assisted Property Crime Unit with ongoing programs

Auxiliary Constables also continue to provide assistance to regular members with Traffic and General Duty shifts, primarily Friday and Saturday nights.

Community Policing**Highlights**

The community police station along with volunteers, participated in the 2nd Brighthouse Library “Community Table” on Sunday October 20 to promote Pedestrian Safety and Cell Phone Thefts. Subsequent to the Community Table, the Pedestrian Safety Campaign was held on October 23. Staff at the Community Police Station, 17 volunteers, 9 Regular Members, and Richmond Fire Rescue, handed out over 800 armbands along sky-train lines as they rode to River Rock Casino with 2 BCTAPS Officers, Cst Bruce Copp and another BCTAPS member.

Block Watch

On October 1, Richmond RCMP Crime Prevention Section attended the “Home Safety Fair” at Minoru Place Activity Centre. The Crime Prevention Section provided safety and home security information, as well as displaying and promoting the use of home security devices.

There were 342 letters sent to victims and their neighbours, to inform City residents that a residential break and enter had occurred in their neighbourhood, and encouraged residents to start a Block Watch group. Similarly, 16 Business Link letters were sent to Richmond businesses that experienced a break and enter during this period. Both residential and Business

Link break and enter letters offer crime prevention tips; directs Richmond residents and business owners to the crime prevention web pages and to register for the email alerts.

There were 79 residential and 14 business break and enter email alerts sent this period to registered Richmond residents and businesses respectively. These emails inform home and business owners that a break and enter has occurred, provides crime prevention information and directs residents and business owners to the crime prevention web pages.

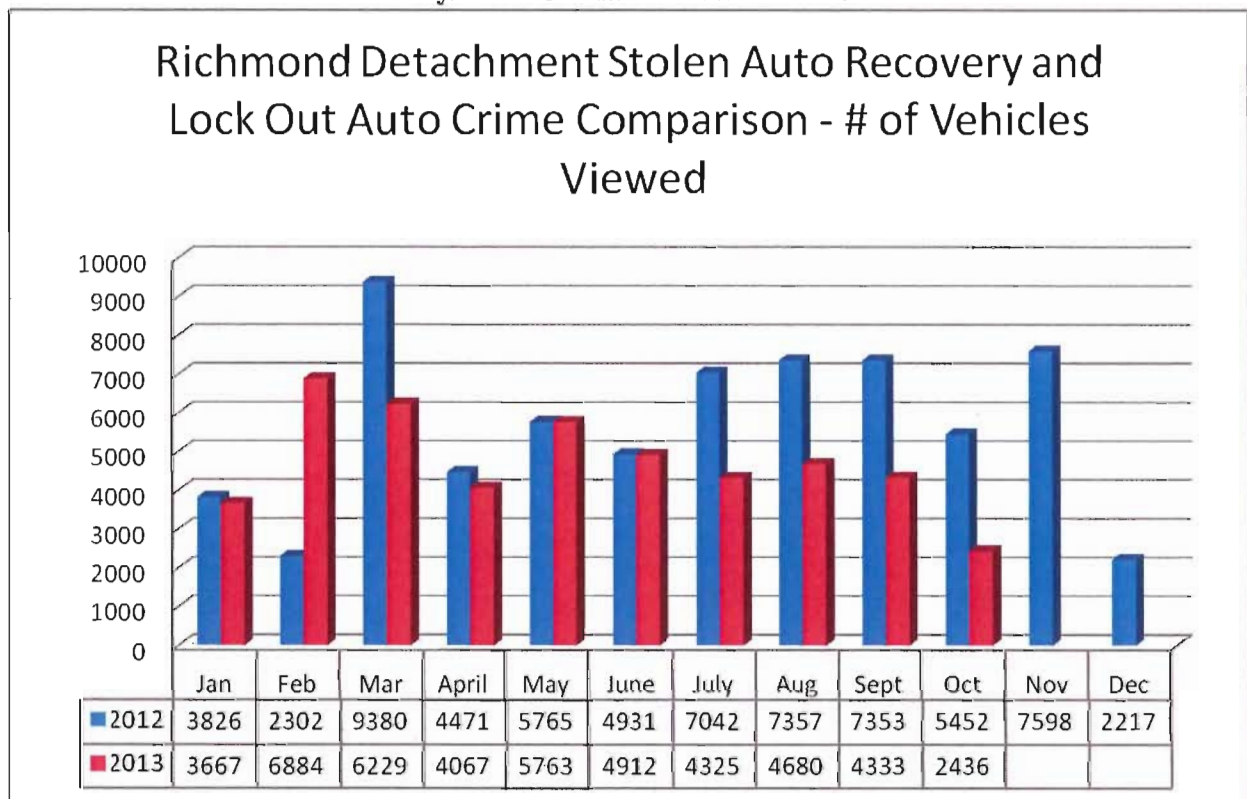
Business Link Program

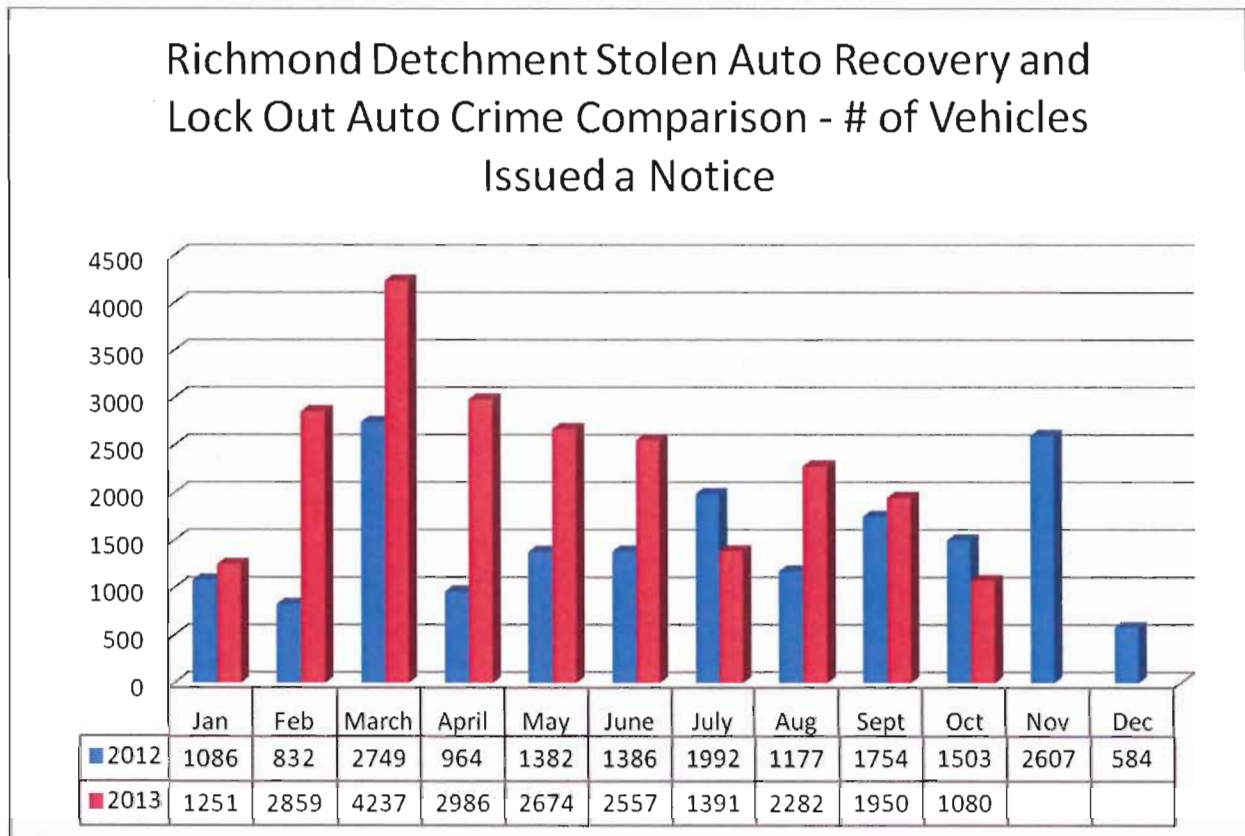
Volunteers go door-to-door to businesses in central and south Richmond wearing high visibility vests. They introduce themselves as station volunteers to the business owner/manager and provide brochures and newsletters, which are provided in English and Chinese. The contact information from the business is then entered in the Business Link database and should a break and enter occur an alert will be sent out with the details.

Community Police Stations

The following charts identify the activities of the Community Police Stations for the month. The numbers fluctuate from month to month as they are primarily driven by volunteer staffing increase or decrease.

Richmond Stolen Auto Recovery/Lock Out Auto Crime Notices





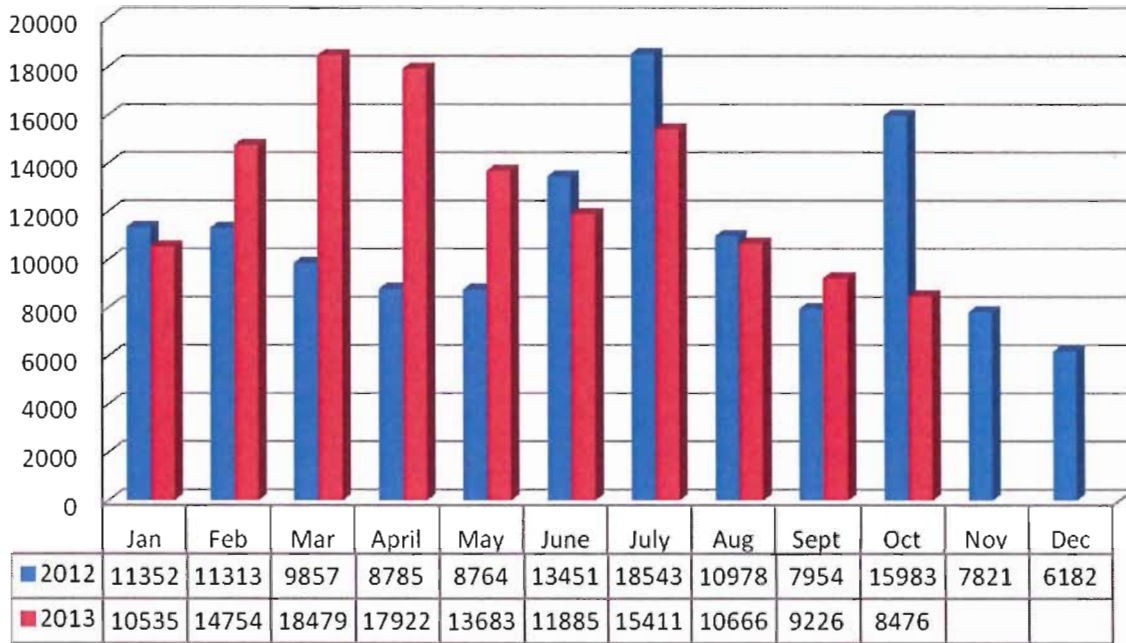
Notices supplied by ICBC are issued by a community volunteer and left on every car in the parking lot. The notice will have the Community Police Station name, crime prevention tips, location and date written on it as well as a list of questions that have been checked “yes” or “no”. For example:

- Does the vehicle have an anti-theft device? (e.g.: an alarm, immobilizer or steering wheel lock)
- Are there any personal belongings in plain view?
- Is the vehicle locked?
- Have all suitable steps been taken to prevent auto crime?

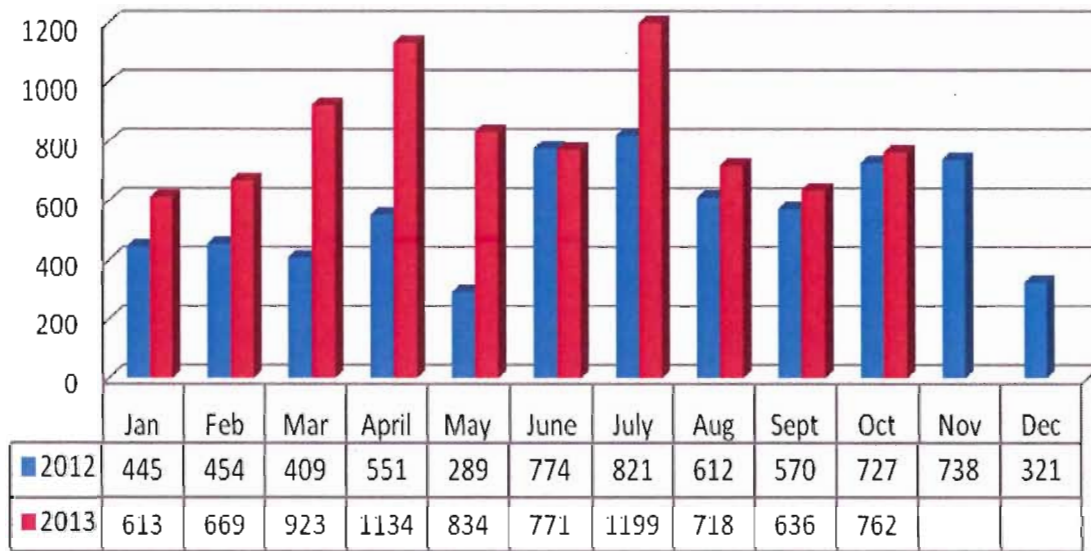
Richmond Detachment Speed Watch Statistics

Speed Watch promotes safe driving habits by alerting drivers of their speed in school zones and on roadways. Trained volunteers are equipped with radar and a speed watch reader board that gives driver’s instant feedback regarding their speed. Once the volunteers record the licence plate number and the speed, a letter is sent to inform the registered owner of the driving infraction, including; date, time, location and what the penalties would be if the driver had received a violation ticket.

Richmond Detachment Speed Watch Comparison # of Vehicles Viewed

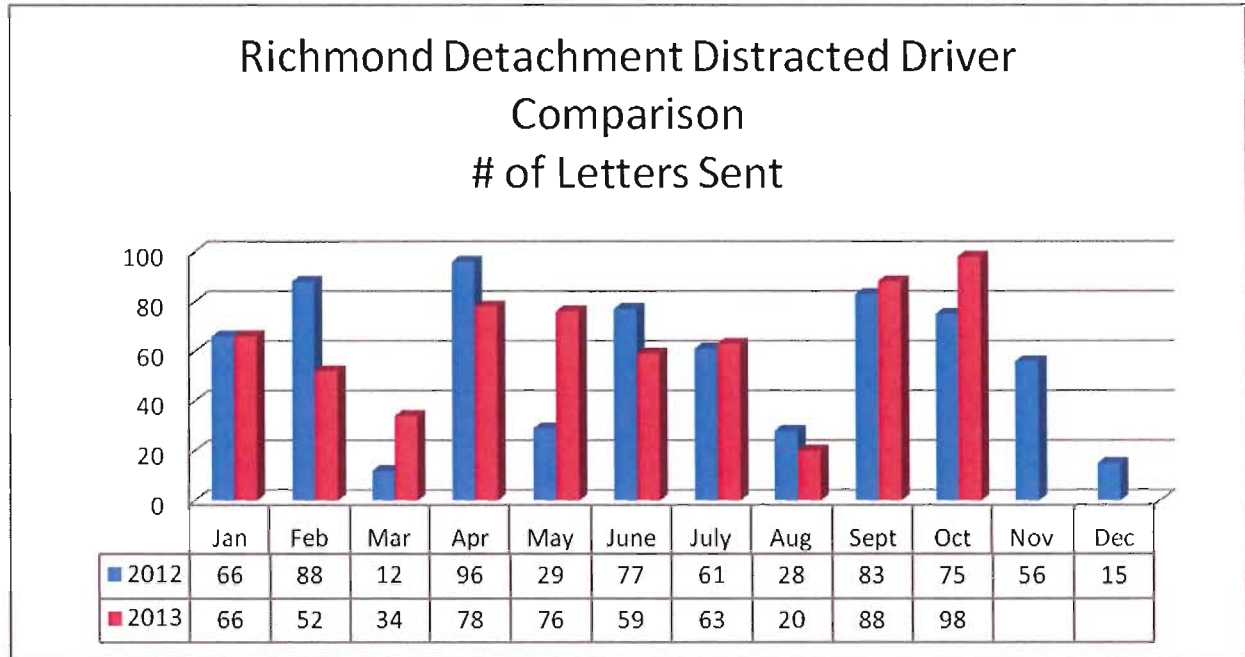


Richmond Detachment Speed Watch Comparison # of Letters Sent



Richmond Detachment Distracted Drivers Statistics

While volunteers are out doing bike/foot patrols or on Speed Watch duty, they note drivers that are on their cell phones; talking or texting, using electronic devices, reading a newspaper or putting on makeup. The registered owner of the vehicle is then sent a letter with the date, time and location. Also included in the letter is the type of driving infraction and amount of the fine had the driver received a violation ticket.



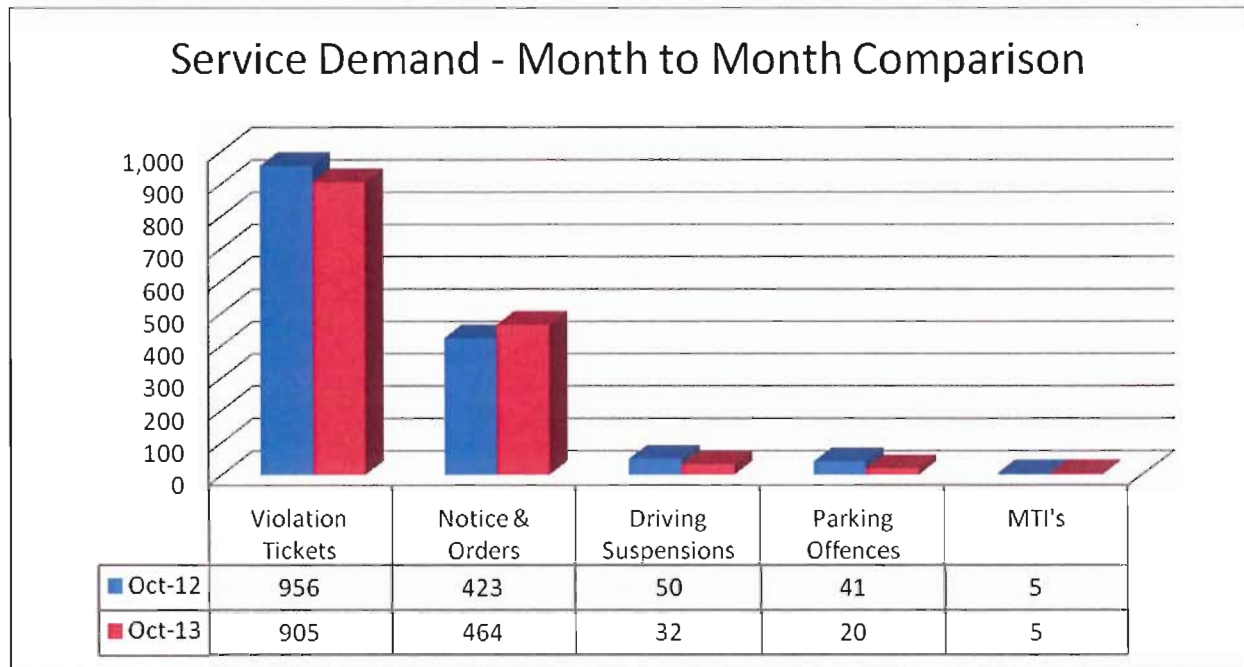
Volunteer Bike and Foot Patrols

For October, there were 8 bike patrols totalling 46 hours as well as 9 foot patrols totalling 65 hours. The volunteers had assisted the general public with directions and general questions, witnessed minor vehicle collisions and offered assistance, reminded jaywalkers to use the crosswalks, noted any distracted drivers and used palm pilots to run licence plates to see if any vehicles were stolen. They attended the local parks and schools making sure that everything is secure and look for possible grow ops and abandoned houses.

Road Safety Unit

Road Safety Unit Service Demand – Month to Month Comparison

The chart below compares the Road Safety Unit tickets categorized by type for the month of October 2012 and October 2013. In October, 2012 there were a total of 1,475 tickets compared to October, 2013 which had a total of 1,426; a decrease of 3%.



Victim Services

From October 1st – October 31st, 2013, Richmond RCMP Victim Witness Services provided services to 50 new clients in addition to the active caseload of 132 ongoing files. Victim Services attended to 10 crime and trauma scenes over this time period. Medical related sudden deaths, car accidents, and mugging style robberies dominated the majority of our calls for service.

Crime Statistics

Crime Stats – see Appendix “A”
 Crime Maps – see Appendix “B”

Financial Impact

There is no financial impact associated with this report.

Conclusion

The RCMP continues to ensure Richmond remains a safe and desirable community.

Lainie Goddard
 Manager, RCMP Administration
 (604-207-4767)



OCTOBER 2013 STATISTICS

This chart identifies the monthly totals for all founded Criminal Code offences, excluding Traffic Criminal Code. Based on Uniform Crime Reporting (UCR) scoring, there are three categories: (1) Violent Crime, (2) Property Crime, and (3) Other Criminal Code. Within each category, particular offences are highlighted in this chart. In addition, monthly totals for Controlled Drugs and Substances Act (CDSA) offences are included.

The Average Range data is based on activity in a single month over the past 5 years. If the current monthly total for an offence is above average, it will be noted in red, while below-average numbers will be noted in blue.

Year-to-Date percentage increases of more than 10% are marked in red, while decreases of more than 10% are blue. Please note that percentage changes are inflated in categories with small numbers (e.g.: Sexual Offences).

	CURRENT MONTH	5-YR AVERAGE	5-YR AVERAGE RANGE	YEAR-TO-DATE TOTALS			
	Oct-13	October		2012 YTD	2013 YTD	% Change	Change in # of Offences
VIOLENT CRIME (UCR 1000-Series Offences)	124	137	124-150	1117	1105	-1.1%	-12
<i>Robbery</i>	10	12	8-17	107	57	-46.7%	-50
<i>Assault</i>	41	44	36-51	383	405	5.7%	22
<i>Assault w/ Weapon</i>	13	14	9-18	112	101	-9.8%	-11
<i>Sexual Offences</i>	4	3	2-5	41	47	14.6%	6
PROPERTY CRIME (UCR 2000-Series Offences)	669	774	619-929	6411	5963	-7.0%	-448
<i>Business B&E</i>	22	47	38-55	384	313	-18.5%	-71
<i>Residential B&E</i>	70	60	45-75	528	613	16.1%	85
<i>MV Theft</i>	20	42	25-58	230	181	-21.3%	-49
<i>Theft From MV</i>	207	221	157-286	1714	1349	-21.3%	-365
<i>Theft</i>	112	115	87-143	145	112	-22.8%	-33
<i>Shoplifting</i>	54	58	52-65	606	726	19.8%	120
<i>Fraud</i>	40	49	37-60	406	432	6.4%	26
OTHER CRIMINAL CODE (UCR 3000-Series Offences)	194	194	174-213	2039	1864	-8.6%	-175
<i>Arson - Property</i>	4	8	5-12	31	38	22.6%	7
SUBTOTAL (UCR 1000- to 3000-Series)	987	1104	944-1265	9567	8932	-6.6%	-635
DRUGS (UCR 4000-Series Offences)	84	102	80-123	760	745	-2.0%	-15

Prepared by Richmond RCMP.
 Data collected from PRIME on 2013-11-07. Published 2013-11-10.
 This data is operational and subject to change. This document is not to be copied, reproduced, used in whole or part or disseminated to any other person or agency without the consent of the originator(s).

Business Break & Enters October 1st - October 31st, 2013

Appendix 'B'



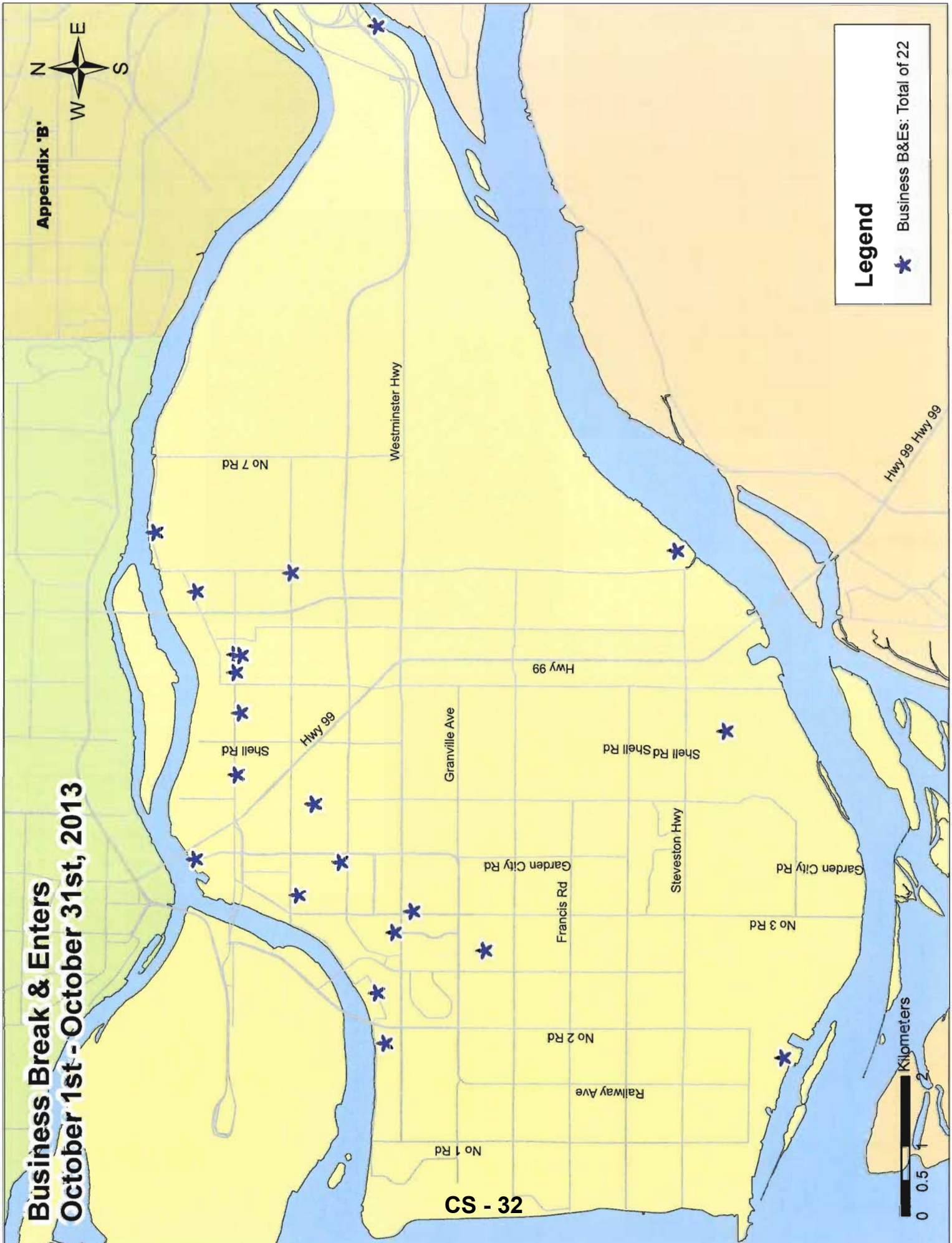
CS - 32

Legend



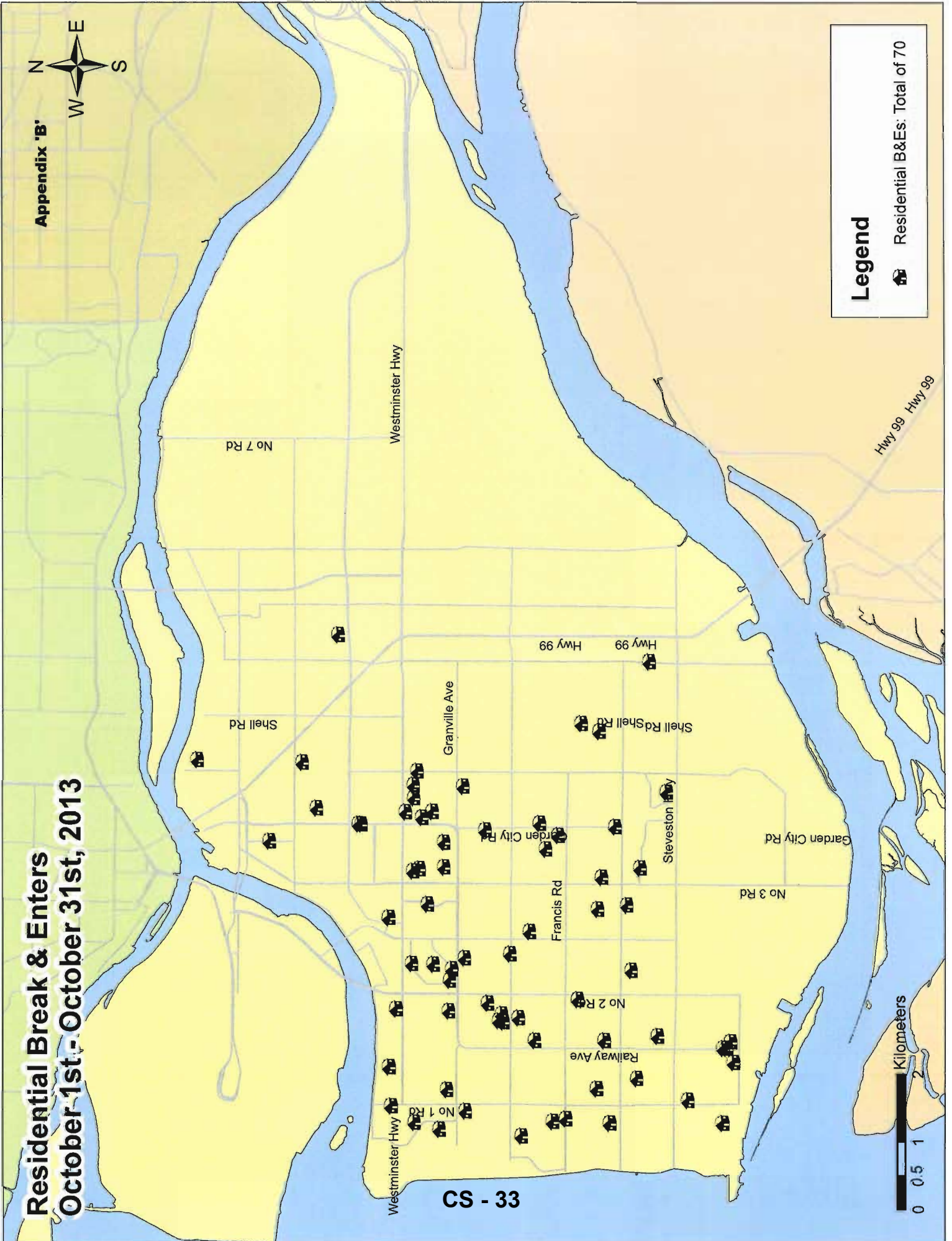
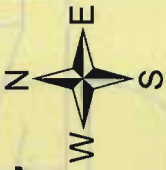
Business B&Es: Total of 22

Kilometers



Residential Break & Enters October 1st - October 31st, 2013

Appendix 'B'



CS - 33

Legend

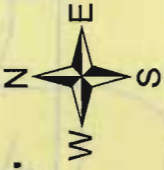
-  Residential B&Es: Total of 70



Auto Theft


October 1st - October 31st, 2013

Appendix 'B'

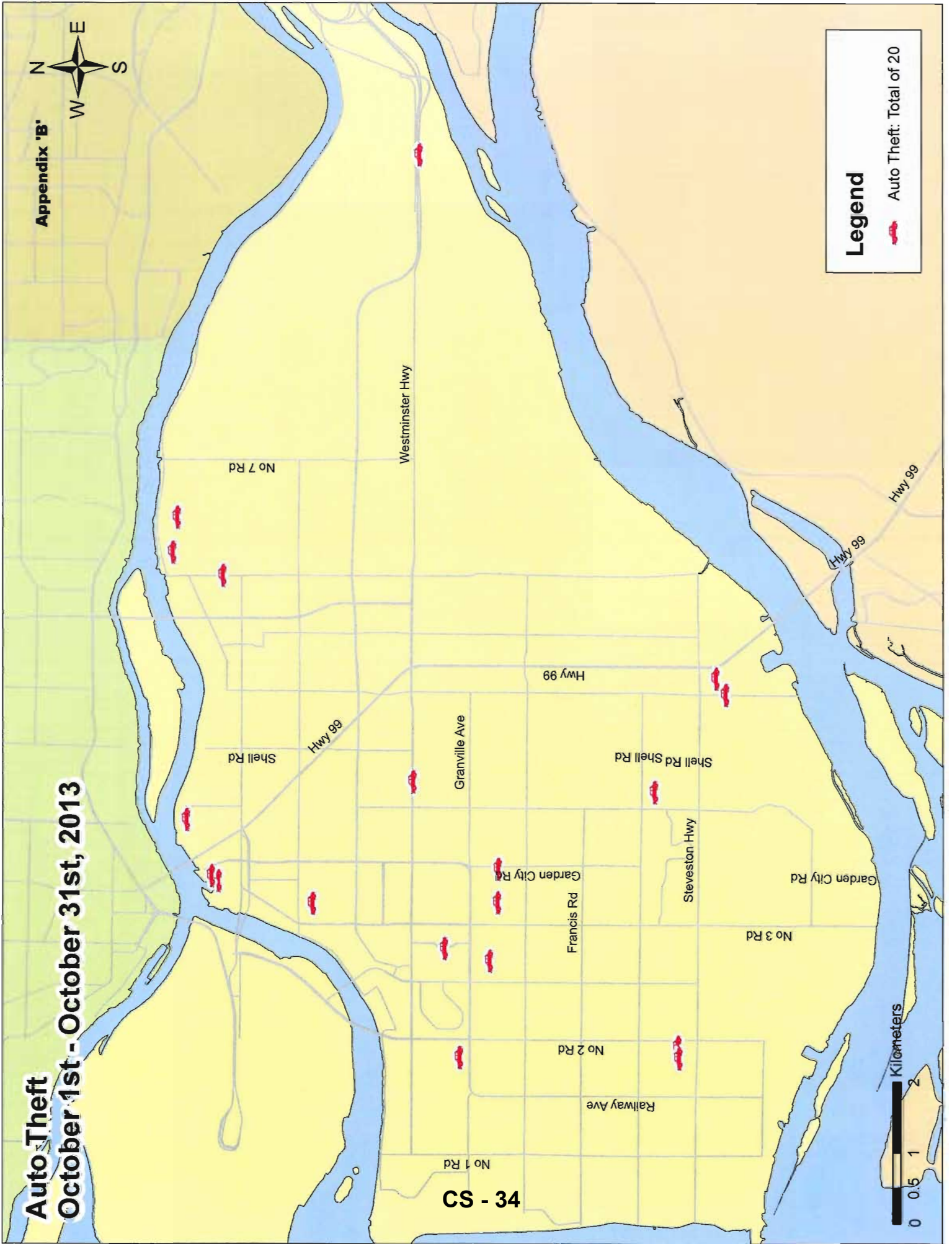


CS - 34

Legend

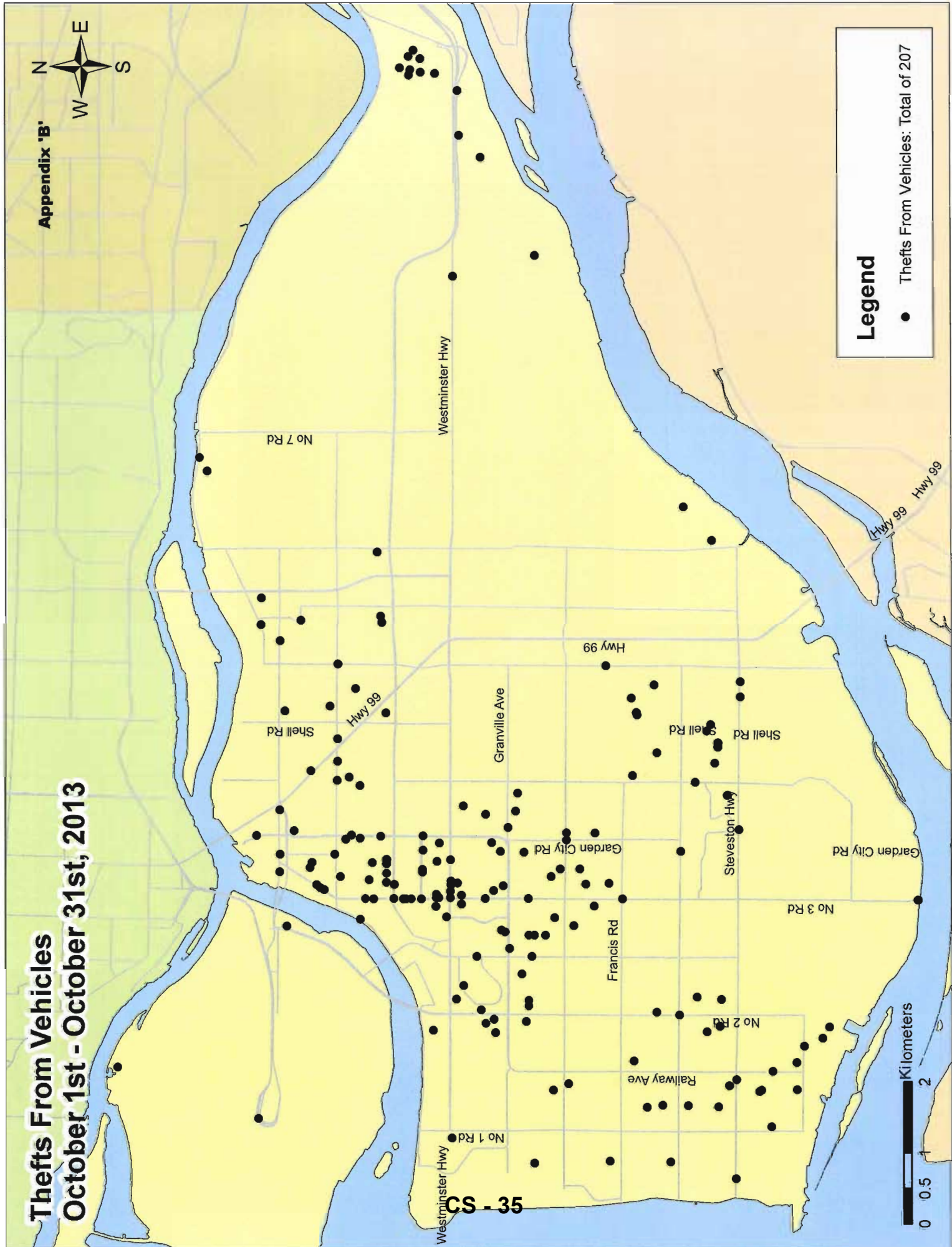

 Auto Theft: Total of 20

 Kilometers
0 0.5 1 2



Thefts From Vehicles October 1st - October 31st, 2013

Appendix 'B'



CS - 35

Legend

- Thefts From Vehicles: Total of 207

