



City of Richmond

Report to Committee

To: Community Safety Committee **Date:** June 10, 2019
From: Tim Wilkinson
Fire Chief, Richmond Fire-Rescue **File:** 09-5000-01/2019-Vol 01
Re: **Richmond Fire-Rescue Monthly Activity Report – May 2019**

Staff Recommendation

That the staff report titled “Richmond Fire-Rescue Monthly Activity Report – May 2019”, dated June 10, 2019, from the Fire Chief, Richmond Fire-Rescue, be received for information.

Tim Wilkinson
Fire Chief
(604-303-2701)

Att. 2

REPORT CONCURRENCE	
CONCURRENCE OF GENERAL MANAGER	
REVIEWED BY STAFF REPORT / AGENDA REVIEW SUBCOMMITTEE	INITIALS:
APPROVED BY CAO	

Staff Report

Origin

This report provides Council with an update on Richmond Fire-Rescue (RFR) activities. RFR is reporting on its activities in support of its mission:

We act as an effective team to proactively protect and enhance the City's livability by serving and educating our community, preventing harm and responding to emergencies.

Analysis

Community Involvement

RFR advances public safety awareness, education and community connections by providing valuable training activities, participation in community events and social media updates.

During May staff engaged with approximately 327 children and adults, while continuing to develop effective interagency relationships and partnerships within the community.

May 2019 events included:

- Safety presentations and hall tours with the following groups: Beta Sigma Phi - International Women's Organization, SUCCESS Language Service Centre, JIBC Students and Pathways Clubhouse Society of Richmond.
- Richmond Fire-Rescue also attended the annual spring community event for Blair Elementary school.

Prevention

Successful initial launch of Summer 2019 Richmond Night Market. Fire Prevention staff facilitated detailed fire and life safety inspections with vendors.

Emergency Response

RFR's goal is to respond to events in a manner where loss of life, reduction of property damage and protection of the environment is mitigated. In May 2019 there were a total 792 incidents, representing a 13.7 per cent reduction in calls from May 2018 (Attachment 1).

The average time on scene for RFR crews was 27 minutes; this is an increase over the 26 minutes in 2018. This is due to the nature and severity of each call.

In May 2019 there were 38 reportable fires to the Office of the Fire Commissioner; representing a 13.7 per cent decrease from May 2018. The average figure for fires reported in May over the last five years, is 53. RFR continues to monitor fire activities to identify and create programs to respond to emerging trends.

RFR's emergency fire response goal is to maintain the fire to the room of origin. The room of origin standard is especially important in terms of fire loss, which increases some ten-fold once the fire leaves the room of origin. Fire damage and property losses during May 2019 are estimated at \$100. This total includes \$100 for building/asset loss and \$0 for content loss. The total building/asset and content value at risk was estimated to be \$1,213,000 and the total value preserved from damage was \$1,212,900. These numbers translate to 99.9 per cent of value protected (Table 1); this is higher than the 99.2 per cent protected value observed in 2018.

Incident Type Breakdown	Call Volume	Estimated Building / Asset Value (\$)	Estimated Building / Asset Loss (\$)	Estimated Content Value (\$)	Estimated Content Loss (\$)	Estimated Total Value Preserved (\$)
Residential:						
Single family	3	619,000	100	-	-	618,900
Multi family	2	594,000	-	-	-	594,000
Commercial / Industrial	1	-	-	-	-	-
Outdoor	30	-	-	-	-	-
Vehicle/Vessel	2	-	-	-	-	-
Totals*	38	1,213,000	100	-	-	1,212,900

*The dollar losses shown in this table are preliminary estimates. They are derived from RFR's record management system and are subject to change due to delays in reporting and confirmation of actual losses from private insurance agencies (as available).

Significant Events

Fire crews minimized harm and limited fires to the place of origin in these notable May 2019 incidents:

- May 2, 2019 – Dock fire on Riverport Way. RFR crews were dispatched to reports of smoke and flames under a dock on Riverport Way. On arrival crews established command and investigated the dock. The dry grass and twigs around the piling at the southernmost corner of the dock had ignited. RFR crews flooded the area around the piling with cold fire foam and water to extinguish the fire. The area was checked with a Thermal Imaging Camera (TIC) for spread, none was found.
- May 3, 2019 – Fire on No. 3 Road. RFR crews were dispatched to an apartment on No. 3 Road to a report of a structure fire. Upon arrival crews witnessed a small amount of fire and significant smoke showing from the exterior of the building. RFR crews quickly extinguished the fire and began to remove the exterior panelling to verify the complete extinguishment of the fire and assess for any extension. There were no reported injuries to the occupants, the onsite roofing contractors or RFR personnel. The overall damage is minimal to the structure, and the suite suffered only a broken light bulb. An RFR Fire Investigator attended to assist with the cause and origin investigation.


- May 6, 2019 – Vehicle fire on Grant McConachie Way. RFR crews responded to the parkade at Vancouver Airport. On arrival two vehicles were on fire. Responding crews extinguished the fires quickly. On site operations reported there was no impact to their services or business. A small area of the parkade was deemed unusable until the cars were removed for further investigation. The effective collaboration and response between RFR crews, Vancouver Airport and RCMP staff resulted in a successful emergency response with no injuries and minimal impact.
- May 10, 2019 – Fire on Dyke Road. Crews attended to a large beach fire on the bank of the river consisting of washed up logs and wood. Crews attacked and extinguished the fire with a water pump, hose and shovels. A chainsaw was used to cut multiple logs and expose any additional burning areas. Once extinguished crews assisted with cleanup of the scene.
- May 15, 2019 – Fire at Odlin Road. Crews responded to reports of a fire on a balcony. On arrival the fire had been extinguished by the quick actions of the upper and lower floor occupants. It was reported that a tenant had accidentally dropped alcohol, which had been ignited by a cigarette. The liquid had dripped to the balcony below causing a small fire to spread onto another tenant’s balcony. RFR crews carried out an investigation for fire spread and it was found it had not. Crews assisted with onsite cleanup.
- May 28, 2019 – Hazmat incident on Granville Avenue. RFR Hazmat crews were dispatched to provide assistance to the RCMP’s response to a clandestine laboratory. Crew set up a two pool decontamination area to assist RCMP officers with decontamination during the duration of the event.

Financial Impact

None.

Conclusion

RFR monitors activities to identify and create programs to respond to emerging trends.



Tim Wilkinson
Fire Chief
(604-303-2701)

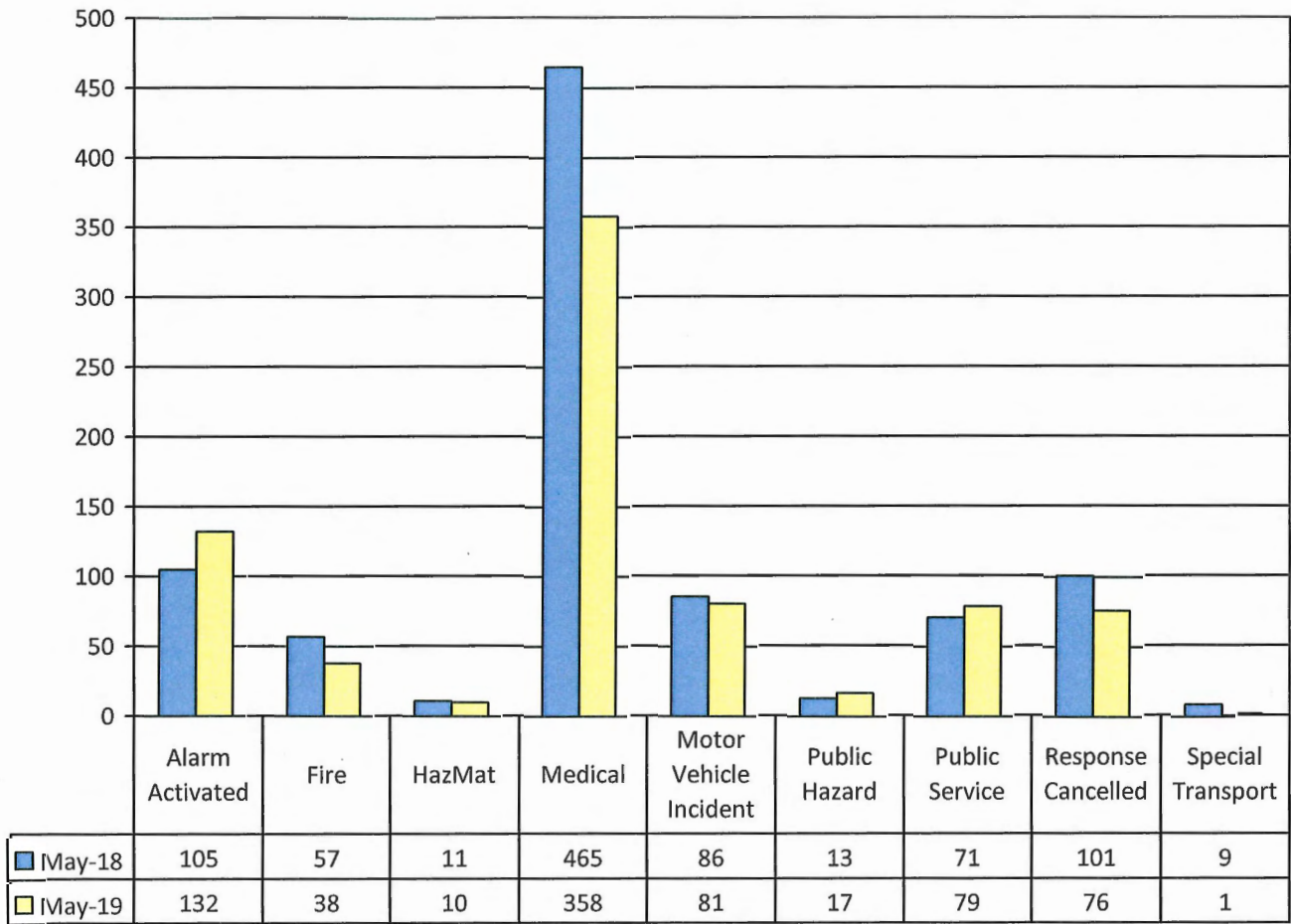
TW:js

- Att. 1: Suppression Activity
2: Location of May’s Fire, Medical and MVI’s

Calls for Service Volumes

The following chart provides a month to month comparison regarding incidents occurring in May 2018 and 2019. In May 2019, there were a total of 792 incidents, compared to 918 in May 2018. This represents a decrease of 13.7 per cent.

Table 3: May 2018 & 2019 Calls for Service Volumes



Call Type Legend:

HazMat: includes fuel or vapour; spills, leaks, or containment

Medical includes: cardiac arrest, emergency response, home or industrial accidents

Public Hazard includes: aircraft emergency, bomb removal standby, object removal, or power lines down

Public Service includes: assisting public, ambulance or police, locked in/out, special events, trapped in elevator, water removal

First Responder Totals

Medical first responder incidents comprised 45 per cent of the total emergency responses for RFR during the month of May 2019. A detailed breakdown of the medical incidents for May 2018 and 2019 is set out in the following table by sub-type. There were a total of 358 medical incidents in May 2019 compared to 465 in May 2018, a decrease of 23 per cent.

Table 4a: May 2018 & 2019 Medical Calls by Type

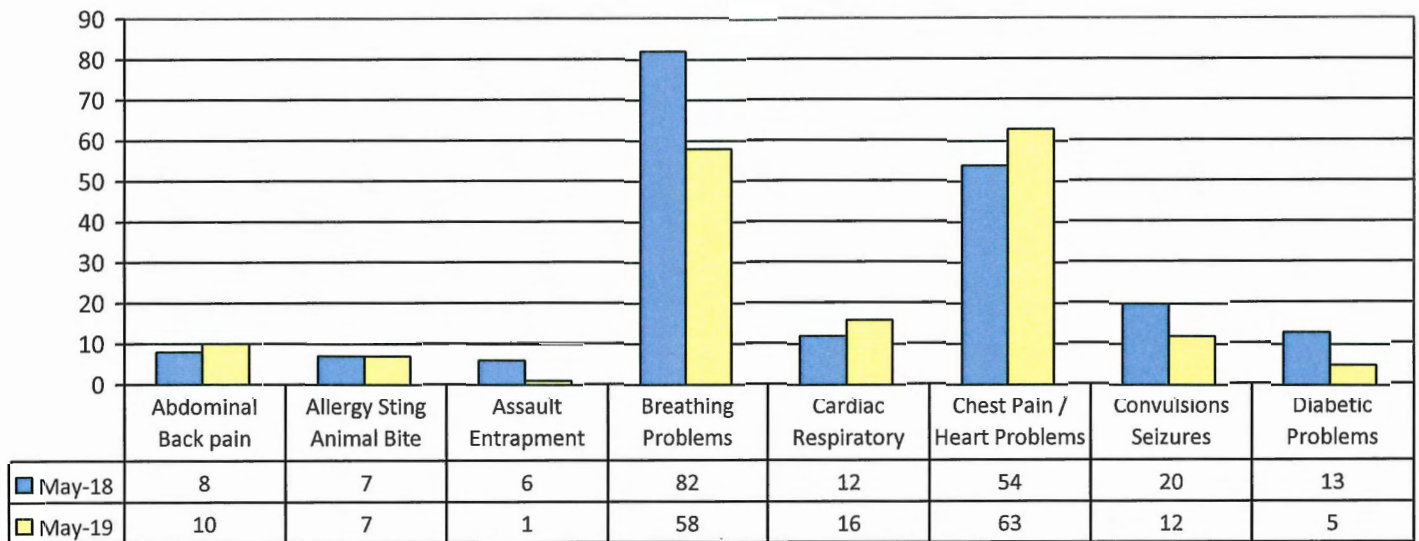
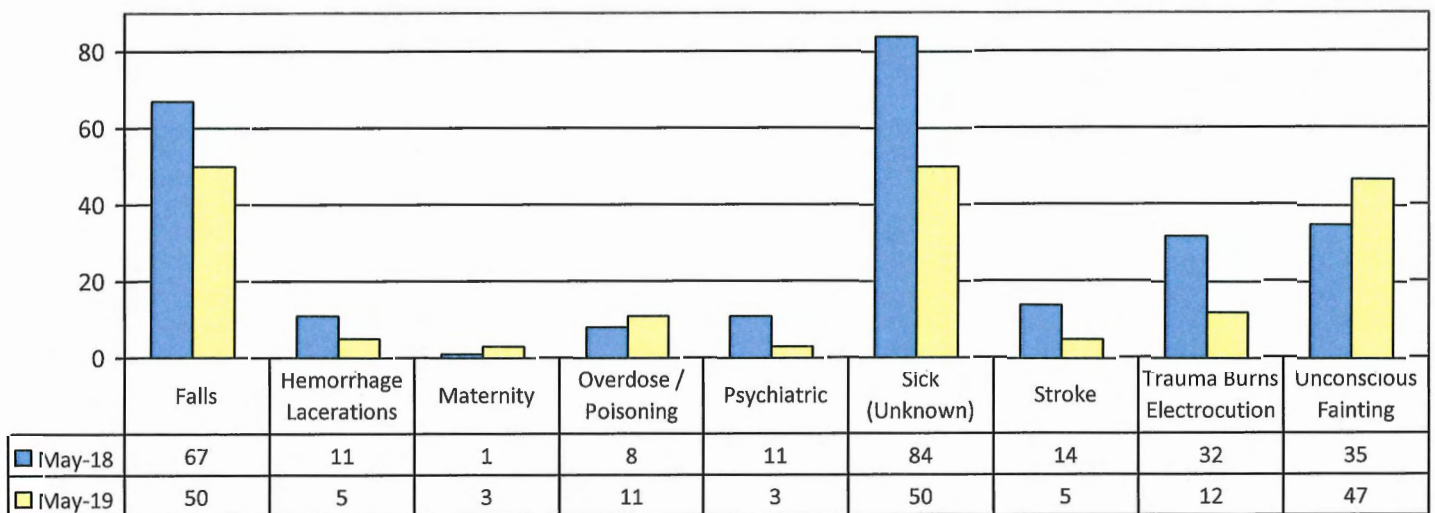


Table 4b: May 2018 & 2019 Medical Calls by Type



Fire Investigations

The fire investigation statistics for May 2019 are listed below:

Table 5: Total Fire Investigation Statistics – May 2019			
	Suspicious	Accidental	Undetermined
Residential - Single-family	-	3	-
Residential - Multi-family	-	2	-
Commercial/Industrial	-	1	-
Outdoor	1	26	3
Vehicle	-	1	1
Totals	1	33	4

RFR investigators report all suspicious fires to the RCMP, while working alongside RCMP staff to address potential risks to the community.

Hazardous Materials

Table 6: HazMat Calls By Type – May 2019	
	Details
Natural Gas / Propane Leaks (small)	6
Flammable / Combustible Liquids	2
Standby / Support for other agency	1
Corrosive	1
Totals	10

Figure 1: Location of reportable fires attended in May 2019 (total 38)

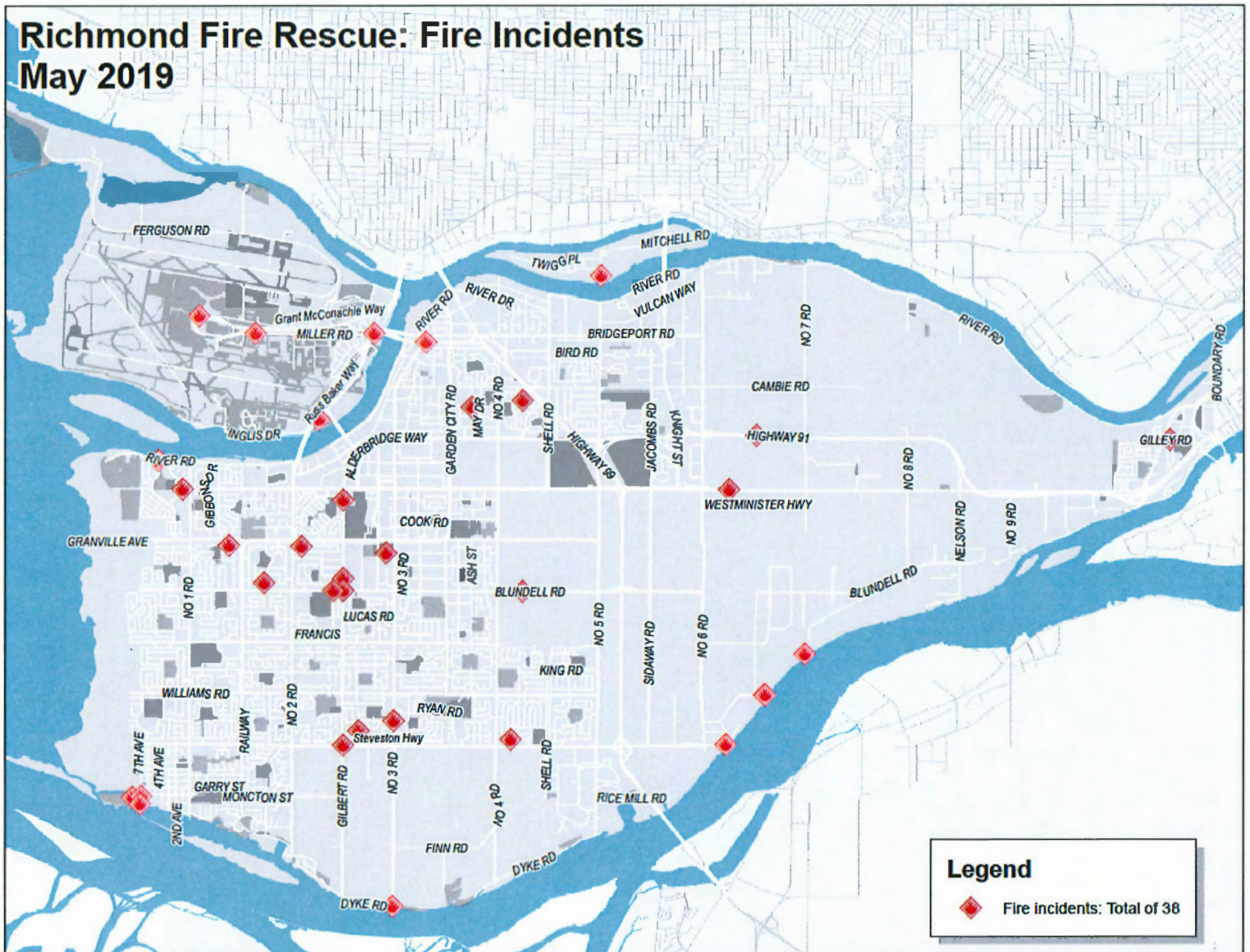


Figure 2: Location of medical calls in May 2019 (total 358)

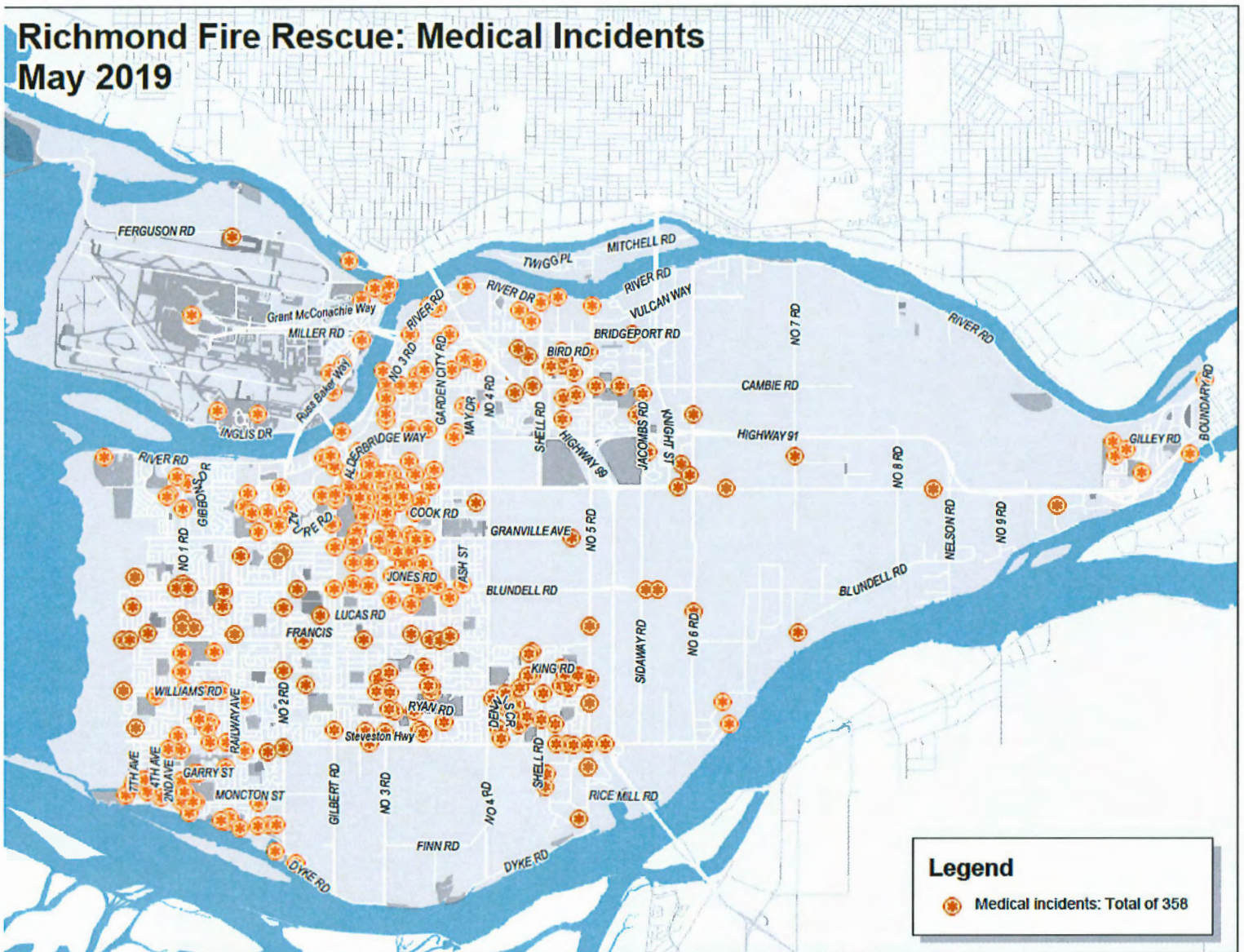


Figure 3: Location of MVI calls in May 2019 (total 81)

