



City of Richmond

Report to Committee

To: Community Safety Committee **Date:** December 19, 2016

From: Tim Wilkinson **File:** 09-5000-01/2016-Vol
Acting Fire Chief, Richmond Fire-Rescue 01

Re: **Richmond Fire-Rescue Monthly Activity Report - November 2016**

Staff Recommendation

That the staff report titled "Richmond Fire-Rescue Monthly Activity Report - November 2016", dated December 19, 2016 from the Acting Fire Chief, Richmond Fire-Rescue, be received for information.

Tim Wilkinson
Acting Fire Chief
(604-303-2701)

Att. 2

REPORT CONCURRENCE	
CONCURRENCE OF GENERAL MANAGER 	
REVIEWED BY STAFF REPORT / AGENDA REVIEW SUBCOMMITTEE	INITIALS: DW
APPROVED BY CAO 	

Staff Report

Origin

This report provides Council with an update on Richmond Fire-Rescue (RFR) activities. RFR continues to work towards the City's vision of being the most appealing, livable, and well-managed community in Canada, through the delivery of its programs and services. RFR is reporting on its activities in support of its mission:

To protect and enhance the City's livability through service excellence in prevention, education and emergency response.

This report supports Council's 2014-2018 Term Goal #1 A Safe Community:

Maintain emphasis on community safety to ensure Richmond continues to be a safe community.

Analysis

Community Involvement

RFR advances public awareness, education and community bridge building by participating in training events and community activities. During November 2016 the following events took place:

- Public Education and Fire Safety Trailer visits to: Brighthouse Elementary School, Gilmore Elementary School, Errington Elementary School, Dixon Elementary School, McKay Elementary School, Byng Elementary School, Westwind Elementary School and Maple Lane Elementary School.
- Information sessions for fire prevention were provided to: The English Corner (Richmond Brighthouse Library), ALS Society of BC and refugees at Richmond Family Place.
- Charitable community events including the Richmond Cares, Richmond Gives Richmond Christmas Fund Drive-Thru.

Staff engaged with over 728 children and adults in the community providing fire safety and harm reduction information. Safety messaging during November 2016, included:

- Joint pedestrian safety campaign held on November 1 with the RCMP and ICBC. This event focussed on high traffic pedestrian areas of transit to promote and distribute information on pedestrian safety.
- Information reminder to residents to replace the batteries in their smoke alarms when changing their clocks back on November 6.
- An invitation for the community to attend a forum on overdose prevention. Held on November 16, the event included parents, doctors, first responders and educators with the goal of helping the community understand the opioid-overdose epidemic.

Emergency Response

RFR's goal is to respond to events in a manner where loss of life, reduction of property damage and protection of the environment is mitigated. In November 2016 there were a total 852 incidents, representing a 3.1 per cent increase in calls (Attachment 1). The average time on scene for RFR crews was 27.75 minutes, a decrease of 0.09 per cent from 2015.

In November 2016 there were 46 dispatched fire calls. Of those 33 were actual reportable fires, 124 apparatus' were used and 342 fire personnel attended.

Fire damage and property losses during the month are estimated at \$40,235. This total includes \$34,500 for building/asset loss and \$5,735 for content loss. The total building/asset and content value at risk was estimated to be \$98,048,300 and the total value preserved from damage was \$98,008,065. These numbers translate to 99 per cent of value was protected (Figure 1).

Figure 1: Fire Calls By Type and Loss Estimates – November 2016						
Incident Type Breakdown	Call Volume	Estimated Building / Asset Value (\$)	Estimated Building / Asset Loss (\$)	Estimated Content Value (\$)	Estimated Content Loss (\$)	Estimated Total Value Preserved (\$)
Residential:						
Single family	6	3,757,500	5,000	10,000	500	3,762,000
Multi family	1	6,496,800	-	271,300	500	6,767,600
Commercial / Industrial	4	80,012,000	-	7,250,000	235	87,261,765
Outdoor	18	-	-	-	-	-
Vehicle	4	230,700	29,500	20,000	4,500	216,700
Totals*	33	90,497,000	34,500	7,551,300	5,735	98,008,065

*The dollar losses shown in this table are preliminary estimates. They are derived from RFR's record management system and are subject to change due to delays in reporting and confirmation of actual losses from private insurance agencies (as available).

Fire crews minimized loss and limited fires to their place of origin in notable November 2016 incidents:

- Fire at a residence on Wellington Crescent. Arriving crews found the porch of a home on fire. Crews acted quickly to attack and extinguish the fire and search for any residents. The fire was confined to the porch and side of kitchen area on the exterior of the home. Crews called Emergency Social Services to attend to the family of four adults and two children who were now displaced due to the fire. The fire investigator was requested to attend the scene.
- Fire at a Commercial property on No. 6 Road. On arrival crews were directed to a set of large roll up doors inside a warehouse which were emitting smoke. A fire was extinguished using chemical extinguisher and crews used Positive Pressure Ventilation to remove the smoke that had built up in the warehouse area. The fire investigator was called to attend the scene.

- Fire at a Commercial property on No. 3 Road. Crews arrived at a mall and were met by a security guard who led them to the fire located in a restaurant. A grease fire was extinguished using a chemical extinguisher. Crews assisted with clean up and ventilation of the property. The fire investigator was called to attend the scene to investigate the suppression system.
- Hazmat incident at a commercial building on Ferguson Road. Arriving crews were notified that a granular substance had been found. This resulted in an area of the building being closed off with suspected risk to life. The heating, ventilation and air conditioning systems had been shut down. The substance was removed and members of staff were checked by attending BC Ambulance Services for contamination. RCMP were also in attendance on scene.


Financial Impact

None

Conclusion

During November 2016, calls for service increased by 3.1 per cent from November 2015. RFR will continue to monitor these activities to identify trends and ensure potential solutions.

The continued increase in RFR's emergency response has a direct impact on unit availability, response times, availability for non-emergency operations and in-service training. RFR continue to review the available statistics and amend resource allocation, as necessary.



Tim Wilkinson
Acting Fire Chief
(604-303-2701)

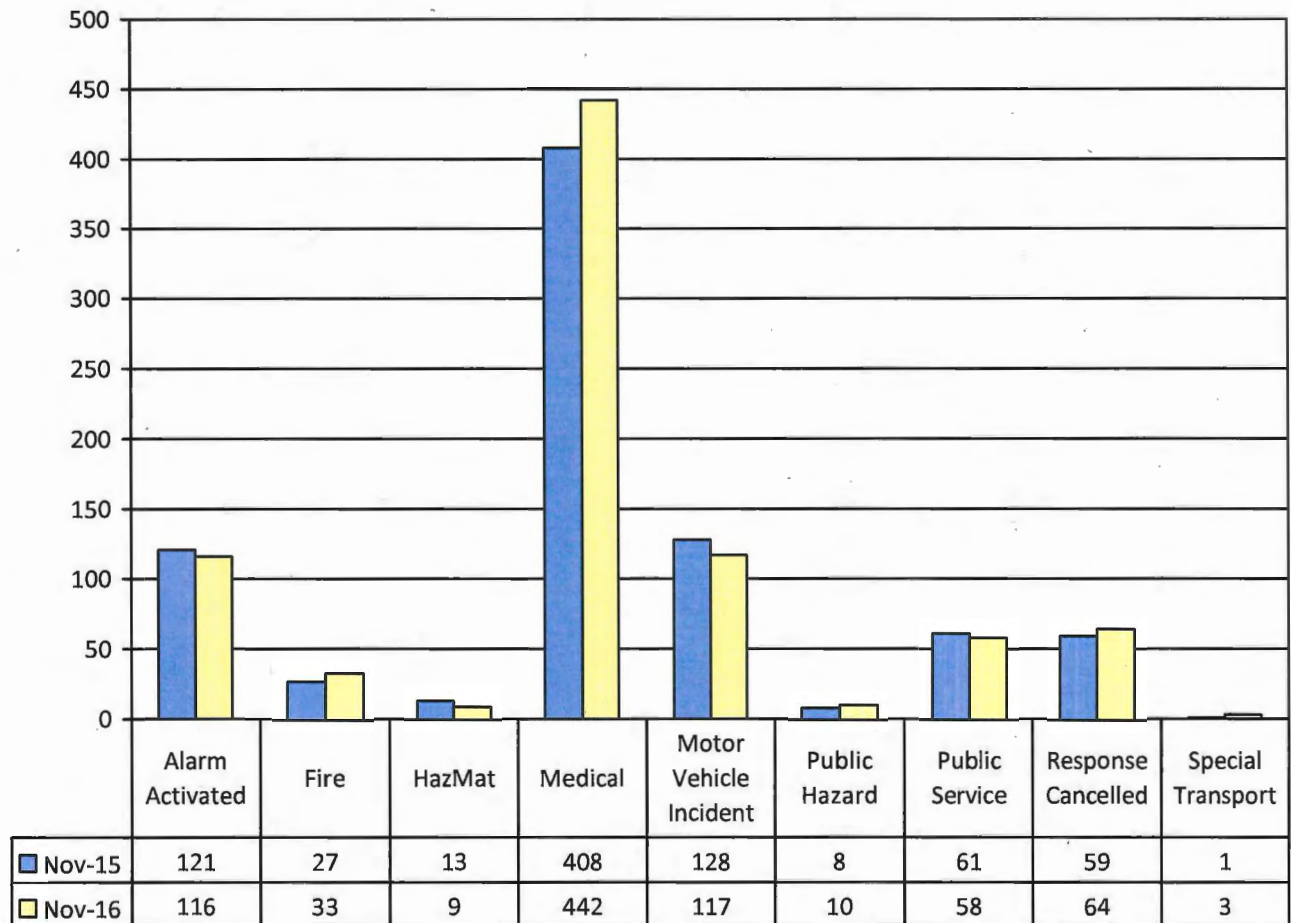
TW:js

Att. 1: Suppression Activity
Att. 2: Location of November's Fire, Medical and MVIs

Suppression Activity

The following chart provides a month to month comparison regarding incidents occurring in November 2015 and 2016. In November 2016, there were a total of 852 incidents, compared to 826 in November 2015. This represents an increase of 3.1 per cent.

Table 1: November 2015 & 2016 Calls for Service Volumes



Call Type Legend:

HazMat: includes fuel or vapour; spills, leaks, or containment

Medical includes: cardiac arrest, emergency response, home or industrial accidents

Public Hazard includes: aircraft emergency, bomb removal standby, object removal, or power lines down

Public Service includes: assisting public, ambulance or police, locked in/out, special events, trapped in elevator, water removal

First Responder Totals

Medical first responder incidents comprised 52 per cent of the total emergency responses for RFR during the month of November 2016. A detailed breakdown of the medical incidents for November 2015 and 2016 is set out in the following table by sub-type. There were a total of 442 medical incidents in November 2016 compared to 408 in November 2015, an increase of 8.3 per cent.

Table 2a: November 2015 & 2016 Medical Calls by Type

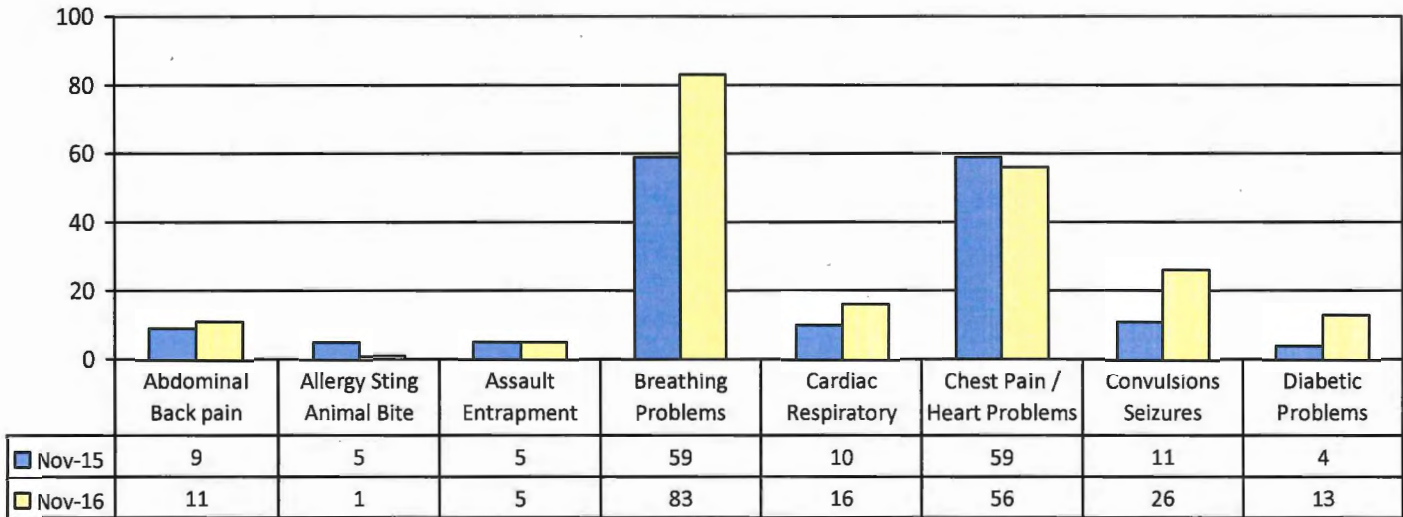
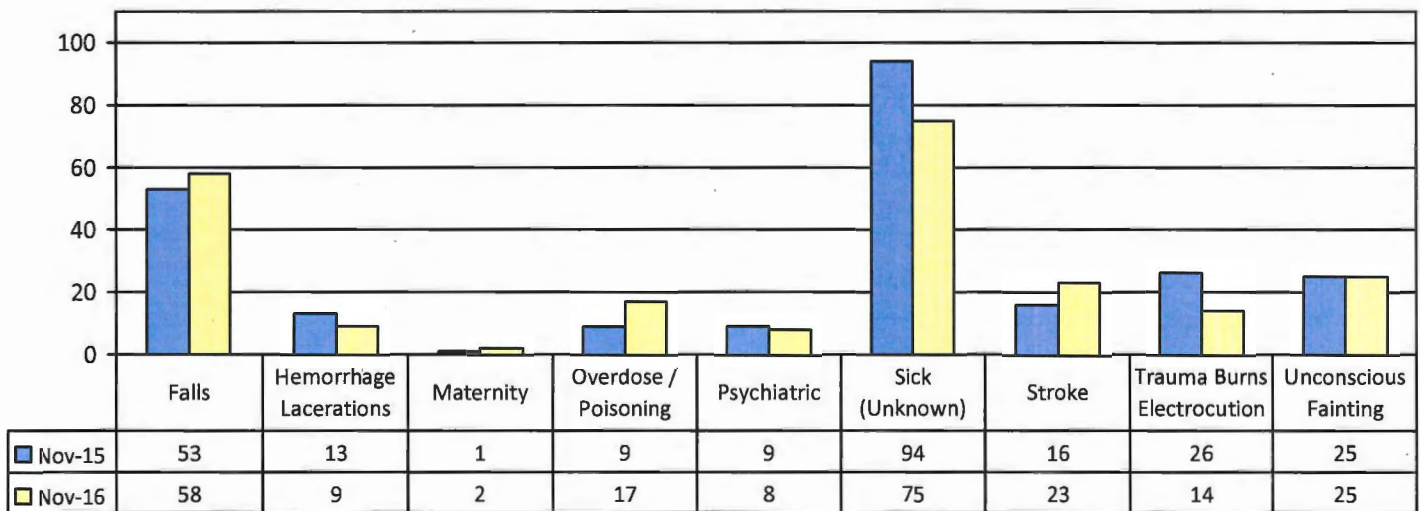


Table 2b: November 2015 & 2016 Medical Calls by Type



Fire Investigations

The fire investigation statistics for November 2016 are listed below:

Table 3: Total Fire Investigation Statistics – November			
	Suspicious	Accidental	Undetermined
Residential - Single-family	-	3	3
Residential - Multi-family	-	1	-
Commercial/Industrial	-	4	-
Outdoor	6	4	8
Vehicle	-	3	1
Totals	6	15	12

RFR investigators report all suspicious fires to the RCMP, while working alongside RCMP staff to address potential risks to the community.

Hazardous Materials

Table 4: HazMat Calls By Type – November	
	Details
Natural Gas / Propane Leaks (small)	4
Flammable / Combustible Liquids	1
Toxic / Infections Substances	1
Standby / Support for other Agency (RCMP)	2
Unclassified	1
Totals	9

Figure 1: Location of reportable fires attended in November (total 33)

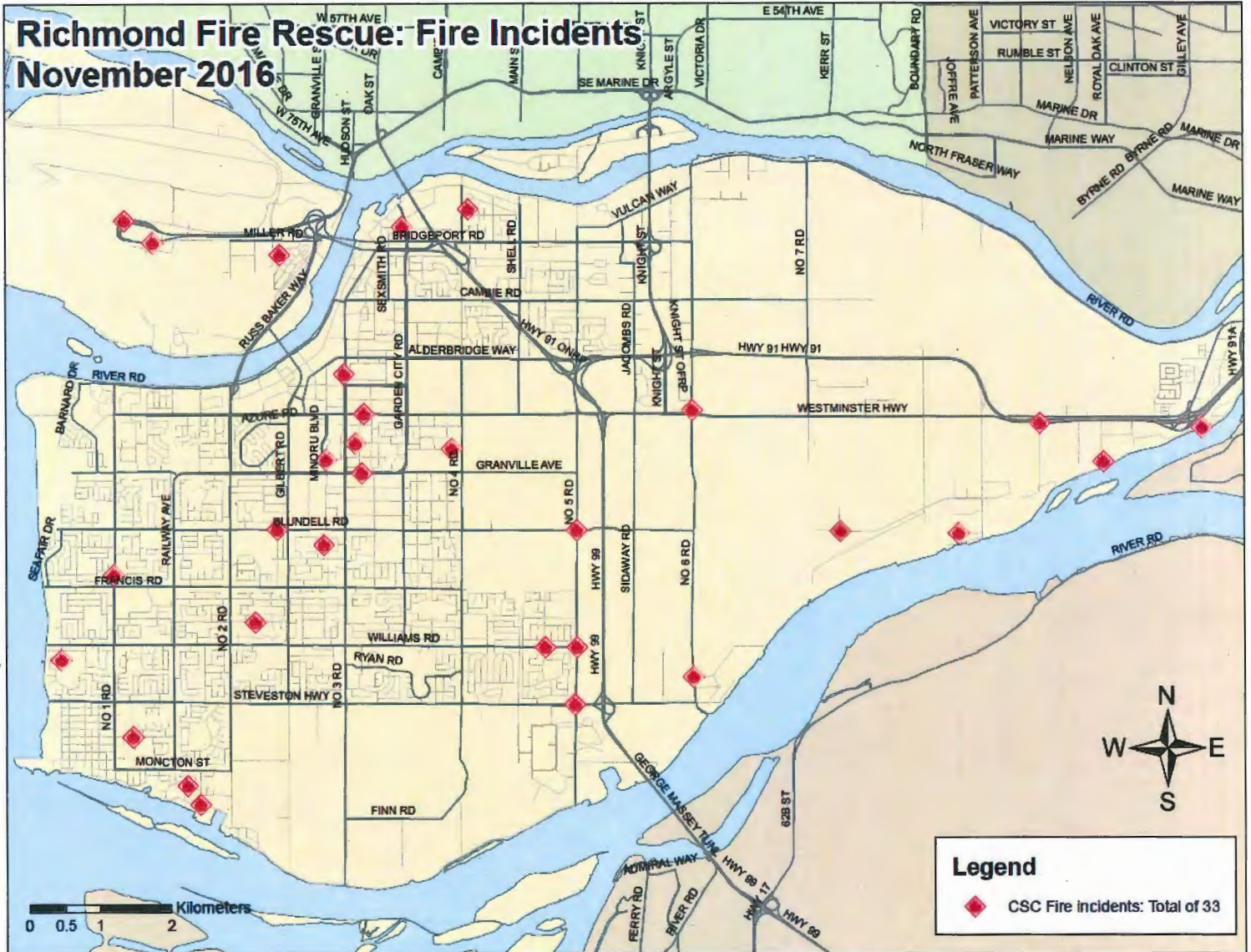


Figure 2: Location of medical calls in November (total 442)

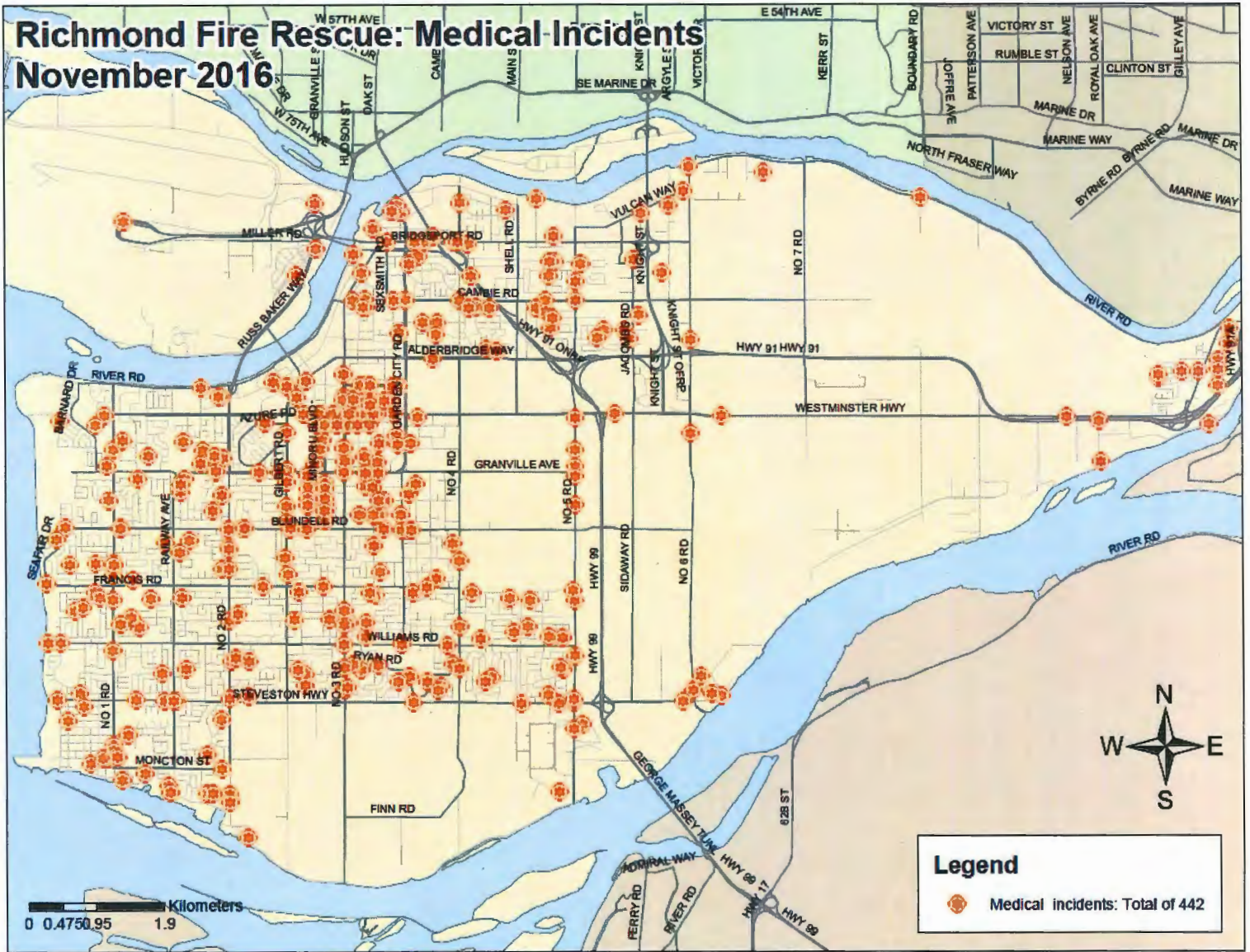


Figure 3: Location of MVI calls in November (total 117)

