



City of Richmond

Report to Committee

To: Community Safety Committee

Date: November 15, 2019

From: Tim Wilkinson
Fire Chief

File: 09-5000-01/2019-Vol 01

Re: Richmond Fire-Rescue Monthly Activity Report – October 2019

Staff Recommendation

That the staff report titled “Richmond Fire-Rescue Monthly Activity Report – October 2019”, dated November 15, 2019, from the Fire Chief, Richmond Fire-Rescue, be received for information.

Tim Wilkinson
Fire Chief
(604-303-2701)

Att. 2

REPORT CONCURRENCE	
CONCURRENCE OF GENERAL MANAGER	
REVIEWED BY STAFF REPORT / AGENDA REVIEW SUBCOMMITTEE	INITIALS: CJ
APPROVED BY CAO	

Staff Report

Origin

This report supports Council's Strategic Plan 2018-2022 Strategy #1 A Safe and Resilient City:

Enhance and protect the safety and well-being of Richmond.

Analysis

Community Involvement

RFR advances public safety awareness, education and community connections by providing valuable training activities, participation in community events and social media updates.

During October staff engaged with 100 children and adults, while continuing to develop effective interagency relationships and partnerships within the community.

October 2019 events included an RCMP Youth Squad recruitment talk and a hall tour for a youth Army Cadet Squad.

Emergency Response

RFR's goal is to respond to events in a manner where loss of life, reduction of property damage and protection of the environment is mitigated. In October 2019 there were a total 835 incidents, representing an 11 per cent increase in calls from October 2018 (Attachment 1).

The average time on scene for RFR crews was 28 minutes; this is an increase over the 26 minutes in 2018. This is due to the nature and severity of each call.

In October 2019 there were 31 reportable fires to the Office of the Fire Commissioner; representing a 35 per cent increase from October 2018. The average figure for fires reported in October over the last five years, is 30. RFR continues to monitor fire activities to identify and create programs to respond to emerging trends.

RFR's emergency fire response goal is to maintain the fire to the room of origin. The room of origin standard is especially important in terms of fire loss, which increases some ten-fold once the fire leaves the room of origin. Fire damage and property losses during October 2019 are estimated at \$54,678. This total includes \$52,024 for building/asset loss and \$2,654 for content loss. The total building/asset and content value at risk was estimated to be \$232,202,858 and the total value preserved from damage was \$232,148,180. These numbers translate to 99 per cent of value protected (Table 1); this is higher than the 98 per cent protected value observed in 2018.

Incident Type Breakdown	Call Volume	Estimated Building/ Asset Value (\$)	Estimated Building/ Asset Loss (\$)	Estimated Content Value (\$)	Estimated Content Loss (\$)	Estimated Total Value Preserved (\$)
Residential: Single family	3	1,662,000	-	-	-	1,662,000
Multi family	3	230,394,700	30,500	20,000	20	230,384,180
Commercial/Industrial	2	100,000	3,000	6,000	1,000	102,000
Outdoor	18	1,624	1,624	1,634	1,634	-
Vehicle/Vessel	5	16,900	16,900	-	-	-
Totals*	31	232,175,224	52,024	27,634	2,654	232,148,180

*The dollar losses shown in this table are preliminary estimates. They are derived from RFR's record management system and are subject to change due to delays in reporting and confirmation of actual losses from private insurance agencies (as available).

Significant Events

Fire crews minimized harm and limited fires to the place of origin in these notable October 2019 incidents:

October 5 - Commercial fire on Minoru Boulevard. Crews responded to reports of a fire in a mall food court. On arrival crews found an active sprinkler and smoke coming from cooking equipment. Crews proceeded to check for fire spread, turn off the water to the active sprinkler head and removed smoke from the premise. Water damage was contained to the area where the fire originated. There were no injuries to occupants or fire personnel and the scene was left with on-site security. The Health Department was notified, a fire investigation was conducted and a report was forwarded to the Office of the Fire Commissioner.

October 8 - Residential Fire on Brighthouse Way. Crews responded to reports of a fire on the fourth floor of an apartment building. On arrival crews were directed to a unit which had smoke and water coming out from the underside of the door. Crews gained access to the suite and immediately observed that the fire had been extinguished by a single kitchen sprinkler head. Crews proceeded to shut off the sprinkler system to mitigate water damage and smoke was removed from the unit. There was significant water damage throughout the unit, adjacent units, fire floor and floors below. No injuries were reported to occupants or emergency personnel. A fire investigation was conducted and a report was forwarded to the Office of the Fire Commissioner.

October 21, 2019 - Outdoor fire on Granville Avenue. Crews responded to a large bog / driftwood fire located on the west side of a dyke. Crews quickly proceeded to extinguish the fire while multiple units, including the RFR Wildland vehicle, stopped the fire from spreading. Once extinguished, a small shelter was found at the site. There were no occupants found in the area or encountered by RFR crews. No injuries were reported. A fire investigation was conducted and a report was forwarded to the Office of the Fire Commissioner.


October 31, 2019 – Halloween events in multiple locations. RFR crews attended a total of 16 calls for service between 18:00 pm and 08:00 am, which included five rubbish/garbage fires; one motor vehicle incident with no injuries; four medicals, three alarm activations with no fires; one public assistance event; and two where no incidents were found. RFR suppression crews supported the City's Halloween plan by patrolling areas of concern within their districts. Company officers reported no significant fire or life-safety related activities present during those patrols. RFR suppression crews were on-site during all City sponsored fireworks public gatherings. RFR crews also attended a number of non-City sponsored events.

Financial Impact

None.

Conclusion

RFR crews attended multiple fires where sprinkler systems activated reducing the spread of fire. Fire sprinkler systems serve as a first line of defense against fires, giving people more time to escape safely, allowing firefighters the opportunity to fully extinguish the fire in an effective and efficient manner.



Tim Wilkinson
Fire Chief
(604-303-2701)

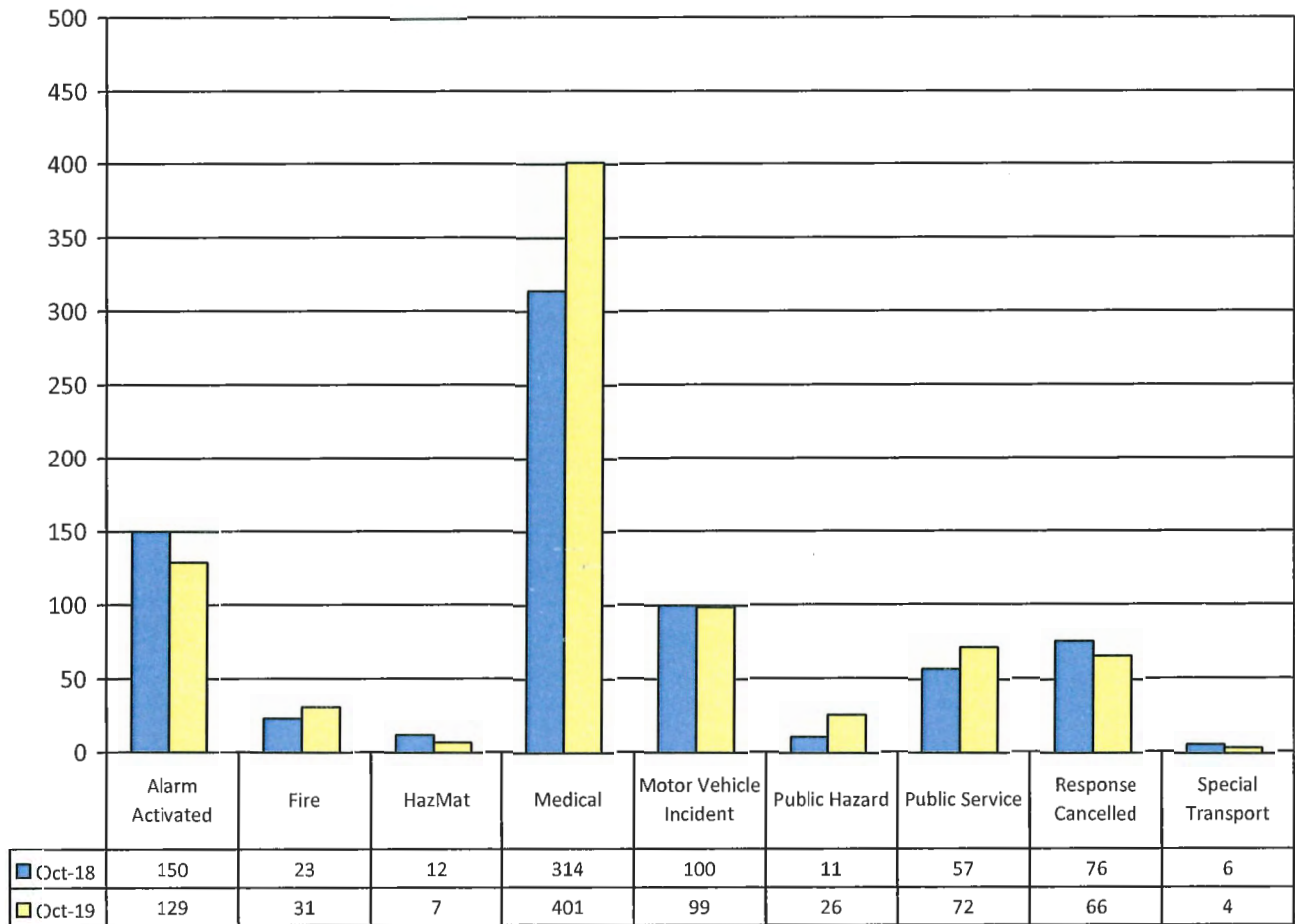
TW:js

Att. 1: Suppression Activity, including location of October's Fire, Medical and MVIs

Calls for Service Volumes

The following chart provides a month to month comparison regarding incidents occurring in October 2018 and 2019. In October 2019, there were a total of 835 incidents, compared to 749 in October 2018. This represents an increase of 11 per cent.

Table 2: October 2018 & 2019 Calls for Service Volumes



Call Type Legend:

HazMat: includes fuel or vapour; spills, leaks, or containment

Medical includes: cardiac arrest, emergency response, home or industrial accidents

Public Hazard includes: aircraft emergency, bomb removal standby, object removal, or power lines down

Public Service includes: assisting public, ambulance or police, locked in/out, special events, trapped in elevator, water removal

First Responder Totals

Medical first responder incidents comprised 48 per cent of the total emergency responses for RFR during the month of October 2019. A detailed breakdown of the medical incidents for October 2018 and 2019 is set out in the following table by sub-type. There were a total of 401 medical incidents in October 2019 compared to 314 in October 2018, an increase of 28 per cent.

Table 3a: October 2018 & 2019 Medical Calls by Type

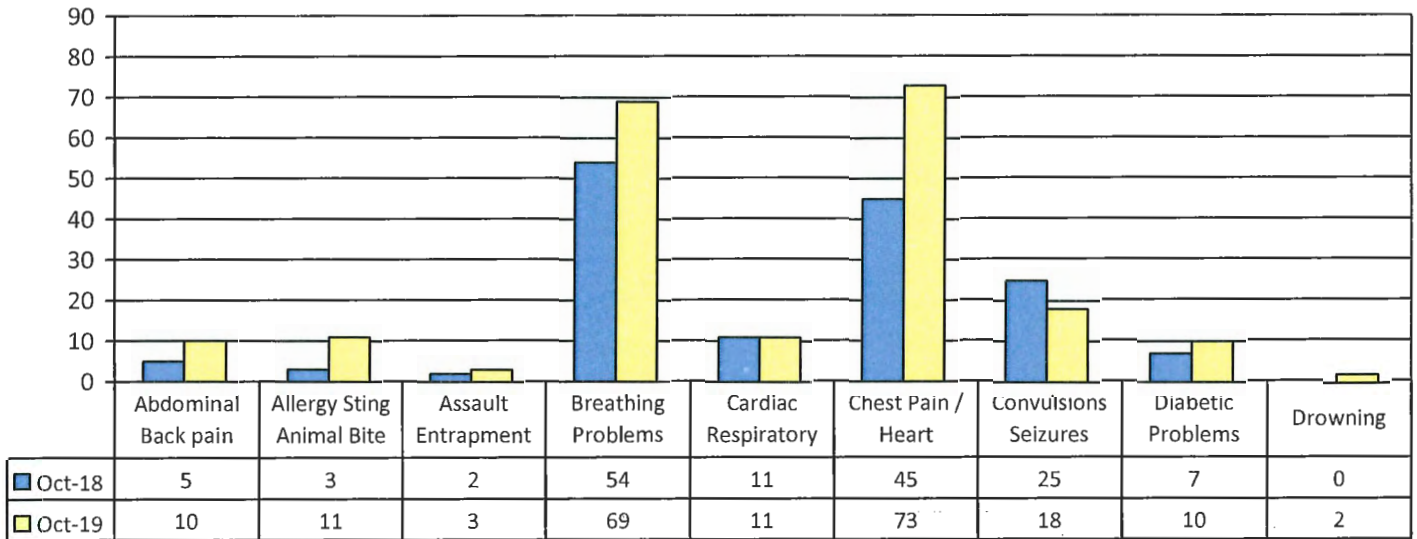
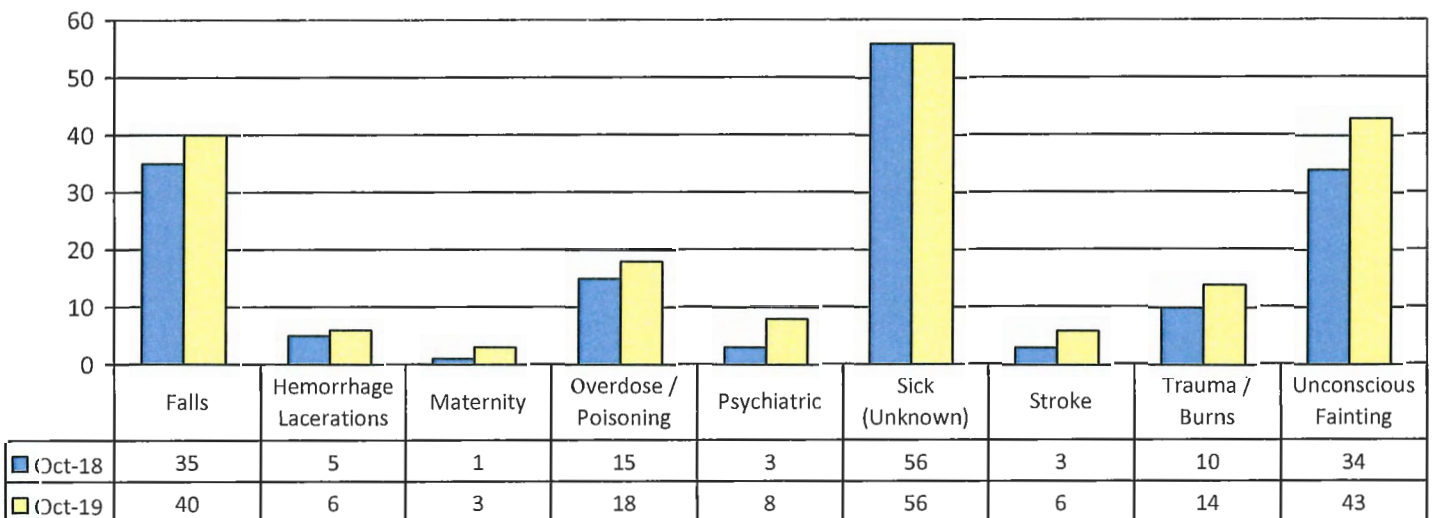


Table 3b: October 2018 & 2019 Medical Calls by Type



Fire Investigations

The fire investigation statistics for October 2019 are listed below:

Table 4: Total Fire Investigation Statistics – October 2019			
	Suspicious	Accidental	Undetermined
Residential - Single-family	-	3	-
Residential - Multi-family	-	3	-
Commercial/Industrial	-	2	-
Outdoor	2	11	5
Vehicle	-	4	1
Totals	2	23	6

RFR investigators report all suspicious fires to the RCMP, while working alongside RCMP staff to address potential risks to the community.

Hazardous Materials

Table 5: HazMat Calls By Type – October 2019	
	Details
Flammable / Combustible Liquids	2
Natural Gas / Propane Leaks (small)	4
Unclassified	1
Totals	7

Figure 1: Location of reportable fires attended in October 2019 (total 31)

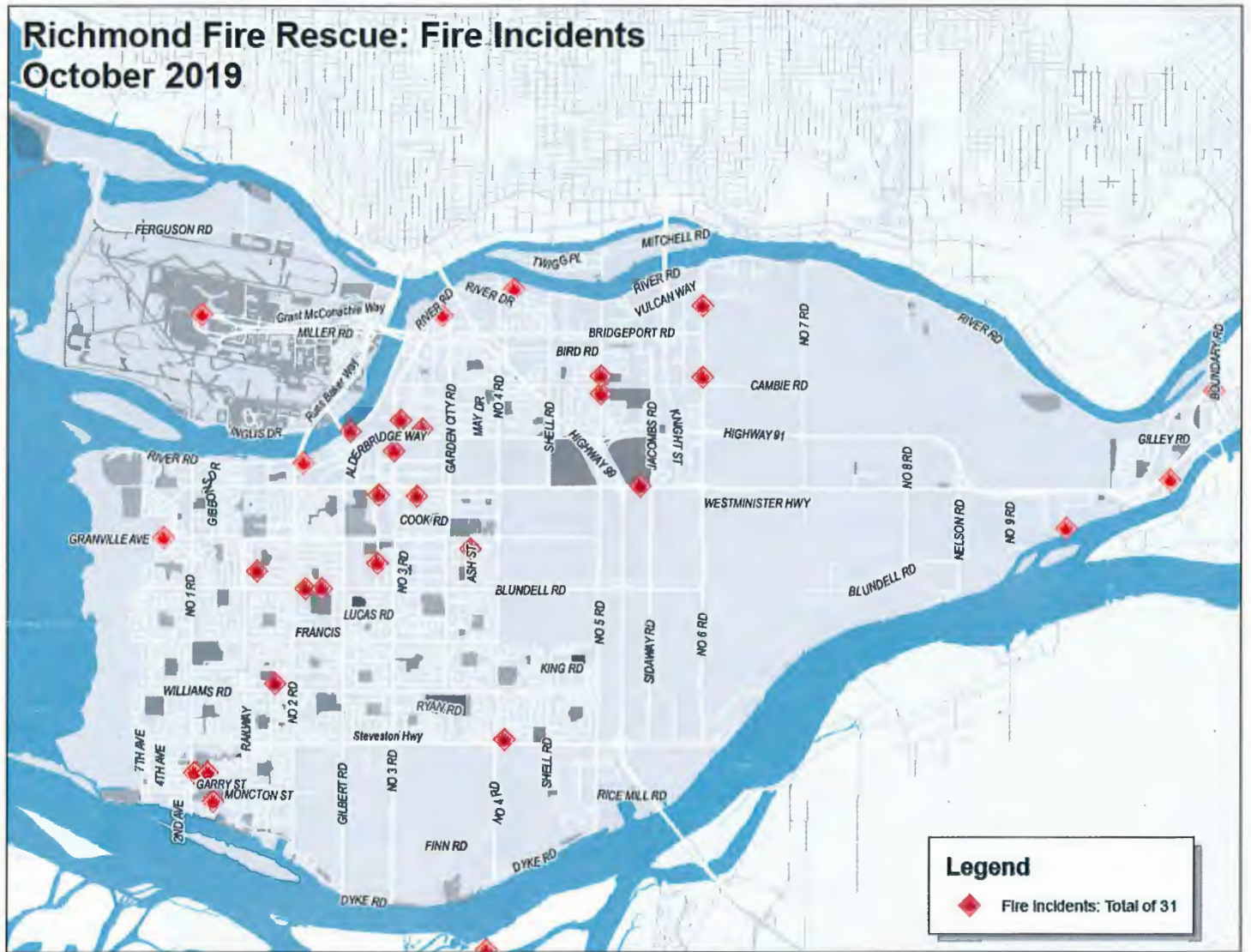


Figure 2: Location of medical calls in October 2019 (total 401)

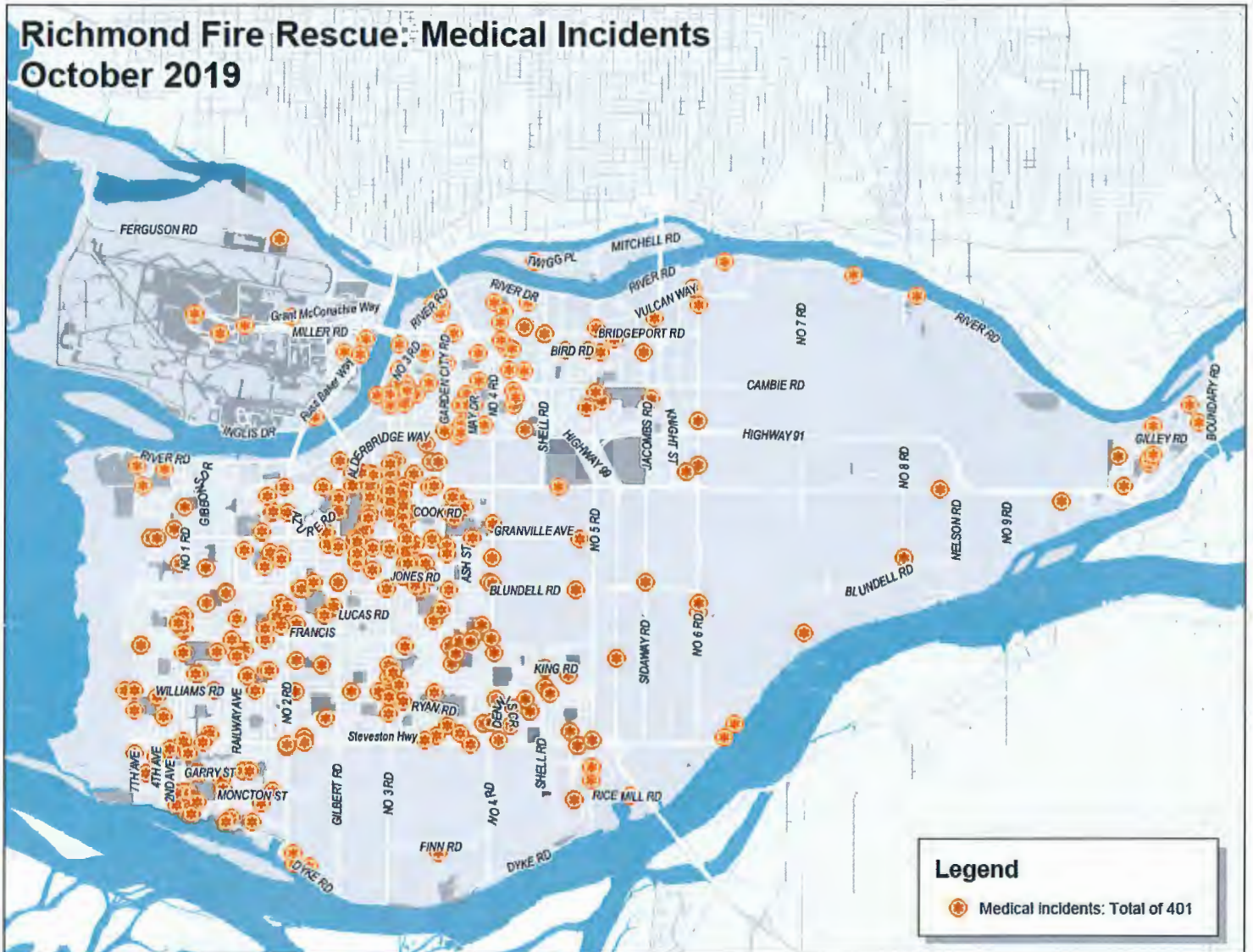


Figure 3: Location of MVI calls in October 2019 (total 99)

