



# City of Richmond

## Report to Committee

**To:** Community Safety Committee

**Date:** 18 September, 2017

**From:** Tim Wilkinson  
Acting Fire Chief, Richmond Fire-Rescue

**File:** 09-5000-01/2017-Vol  
01

**Re:** Richmond Fire-Rescue Monthly Activity Report – August 2017



### Staff Recommendation

That the staff report titled “Richmond Fire-Rescue Monthly Activity Report – August 2017”, dated September 18, 2017 from the Fire Chief, Richmond Fire-Rescue, be received for information.



Tim Wilkinson  
Acting Fire Chief  
(604-303-2701)

Att. 2

REPORT CONCURRENCE	
CONCURRENCE OF GENERAL MANAGER	
	
REVIEWED BY STAFF REPORT / AGENDA REVIEW SUBCOMMITTEE	INITIALS:  CJ
APPROVED BY CAO (DEPUTY).	
	

## Staff Report

### Origin

This report provides Council with an update on Richmond Fire-Rescue (RFR) activities. RFR is reporting on its activities in support of its mission:

*To protect and enhance the City's livability through service excellence in prevention, education and emergency response.*

This report supports Council's 2014-2018 Term Goal #1 A Safe Community:

*Maintain emphasis on community safety to ensure Richmond continues to be a safe community.*


### Analysis

#### Community Involvement

RFR advances public awareness, education and community bridge building by participating in training events and community activities. Community events attended during August 2017 included the Public Works 'Work on Wheels' Tour of the Cambie Fire Hall.

During August RFR ran a safety campaign entitled "*The World Is Not Your Ashtray – Butt Out Responsibly*". The campaign was launched through bus stop advertisements, social media and a press release highlighting the dangers that fires cause as a result of smokers not completely extinguishing their cigarettes or by not disposing of them in a safe manner. In Richmond, between July 1, 2017 and August 11, 2017 there was an average of three fires a day (127 fires in total). The campaign was very well received by the public and through RFR social media page which is estimated to have reached over 100,000 people. RFR will continue to develop fire safety public messaging.

**Figure 1: Car Sticker and Bus Shelter Image**



### Emergency Response

RFR's goal is to respond to events in a manner where loss of life, reduction of property damage and protection of the environment is mitigated. In August 2017 there were a total 947 incidents, representing a 1.2 per cent increase in calls from August 2016 (Attachment 1). The average time on scene for RFR crews was 31.50 minutes, an increase of 18 per cent from 2016. This is due to the nature and severity of each call and the duration on scene.

In August 2017 there were 99 dispatched fire calls. Of those, 77 were actual reportable fires, 276 apparatus were used and 795 fire personnel attended.

Fire damage and property losses during August 2017 are estimated at \$1,674,610. This total includes \$1,648,500 for building/asset loss and \$26,110 for content loss. The total building/asset and content value at risk was estimated to be \$17,013,170 and the total value preserved from damage was \$15,338,560. These numbers translate to 90.2 per cent of value protected (Figure 1), this figure is a decrease from the 99.3 per cent protected value observed in 2016.

<b>Table 1: Fire Calls By Type and Loss Estimates – August 2017</b>						
<b>Incident Type Breakdown</b>	<b>Call Volume</b>	<b>Estimated Building / Asset Value (\$)</b>	<b>Estimated Building / Asset Loss (\$)</b>	<b>Estimated Content Value (\$)</b>	<b>Estimated Content Loss (\$)</b>	<b>Estimated Total Value Preserved (\$)</b>
Residential:						
Single family	3	2,403,100	100,000	1,759,170	25,000	4,037,270
Multi family	4	614,000	-	110,400	10	724,390
Commercial / Industrial	5	9,740,000	1,510,000	1,478,100	100	9,438,000
Outdoor	59	1,054,000	-	85,900	1,000	1,138,900
Vehicle / Vessel	6	38,500	38,500	-	-	-
<b>Totals*</b>	<b>77</b>	<b>13,579,600</b>	<b>1,648,500</b>	<b>3,433,570</b>	<b>26,100</b>	<b>15,338,560</b>

\*The dollar losses shown in this table are preliminary estimates. They are derived from RFR's record management system and are subject to change due to delays in reporting and confirmation of actual losses from private insurance agencies (as available).

Fire crews minimized loss and limited fires to the place of origin in these notable August 2017 incidents:

- Fire at a Commercial property on Trites Road. Crews responded to fire that was deeply seated in and under the dock and was being fed by creosote on the lumber. The fire had also moved into a nearby structure. Fire crews were able to stop the fire, where they found it, and over several hours confined and extinguished the fire. The Steveston Harbour Authority was also onsite with their boat which aided fire crews by pumping water towards the fire on the dock side. Crews proceeded to conduct salvage and overhaul efforts with a Fire Investigator. There were no injuries to the public however one Steveston Harbour staff member and a firefighter sustained minor injuries.

- Residential fire and overhead electrical wires down on No. 4 Road. Crews responded to reports of a transformer that had blown and possible fire on the roof of a residential home. On arrival, crews assessed the danger while waiting for BC Hydro to attend to turn off the electricity. The fire was located on the roof, side of the building and nearby hedges. Crews proceeded to attack the fire which was extinguished using both water and Cold Fire. After extinguishing the fire, RFR crews exited the structure and returned to on site staging. A Fire Investigator was called to attend the scene.
- Fire at a two story building on Blundell Road. Arriving crews saw smoke coming out of the west side of a two story church. Crews attacked the fire extinguishing it from the outside of the structure. Further investigation was carried out to see if the fire had spread to the interior. After finding the fire had not spread to the interior, and with only light smoke in the upper part of the building, crews completed their assessment and requested a Fire Inspector attend the scene.
- Vehicle fire located on Clarke Place. Arriving crews found a five ton truck with the cab and engine area fully involved in fire. The vehicle was parked close to a commercial property on Clarke Place. RFR crews extinguished the fire using both water and Cold Fire. Due to the suspicious nature of the fire, a Fire Investigator and RCMP were requested to attend the scene.


### **Financial Impact**

None.

### **Conclusion**

During August 2017, calls for service increased by 1.2 per cent from August 2016. RFR will continue to monitor these activities to identify trends and ensure potential solutions.

The continued increase in RFR's emergency response has a direct impact on unit availability, response times, availability for non-emergency operations and in-service training. RFR continues to review the available statistics and amend resource allocation, as necessary.



Tim Wilkinson  
Acting Fire Chief  
(604-303-2701)

JM:js

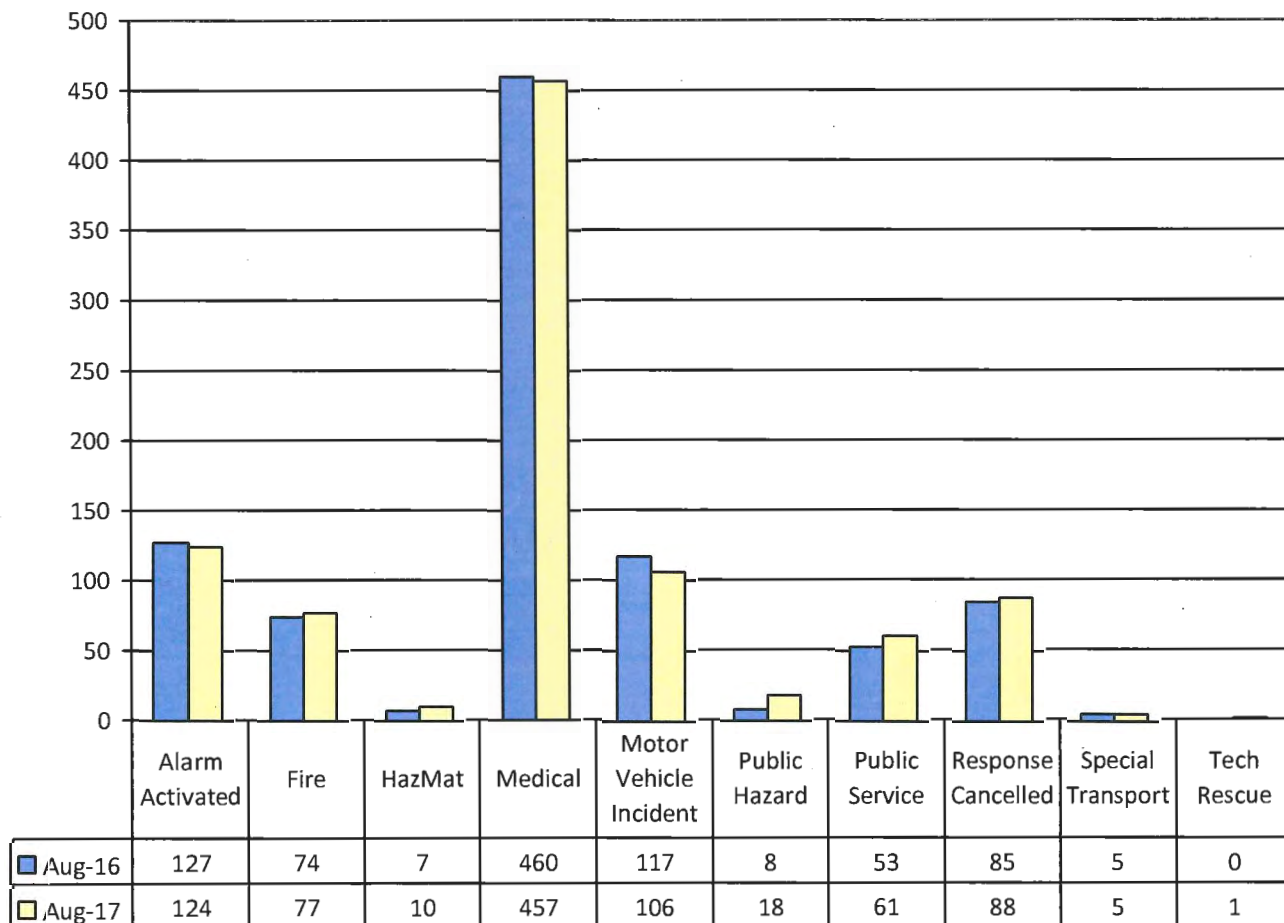
Att. 1: Suppression Activity

Att. 2: Location of August's Fire, Medical and MVIs

### Calls for Service Volumes

The following chart provides a month to month comparison regarding incidents occurring in August 2016 and 2017. In August 2017, there were a total of 947 incidents, compared to 936. This represents an increase of 1.2 per cent.

**Table 2: August 2016 & 2017 Calls for Service Volumes**



**Call Type Legend:**

**HazMat:** includes fuel or vapour; spills, leaks, or containment

**Medical** includes: cardiac arrest, emergency response, home or industrial accidents

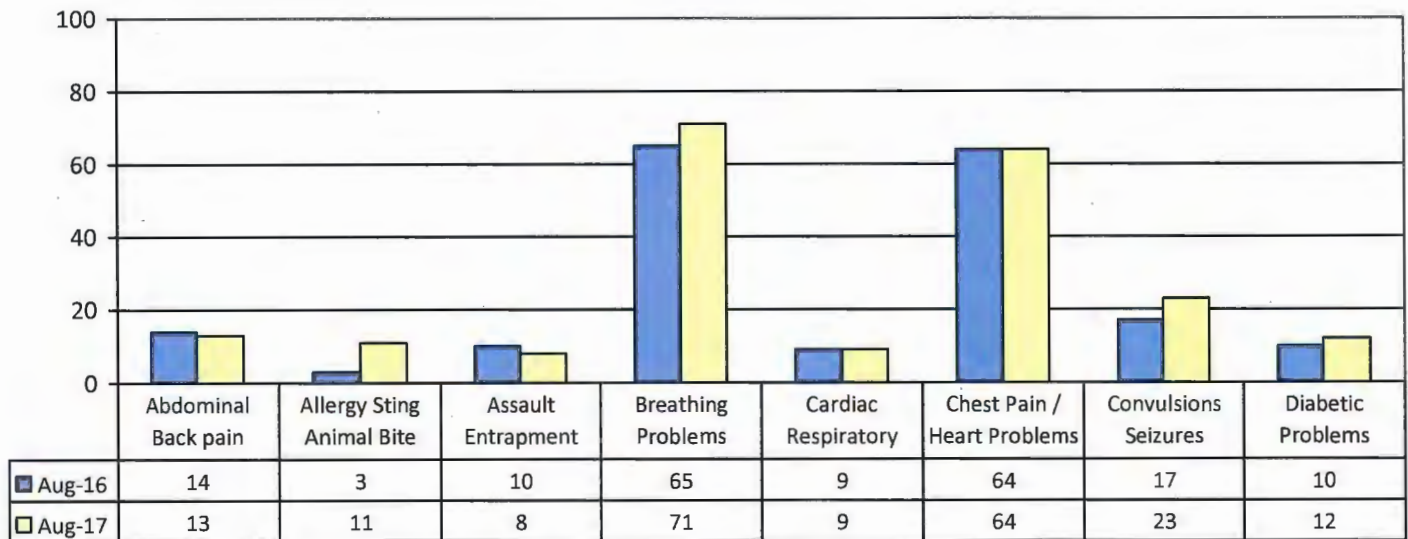
**Public Hazard** includes: aircraft emergency, bomb removal standby, object removal, or power lines down

**Public Service** includes: assisting public, ambulance or police, locked in/out, special events, trapped in elevator, water removal

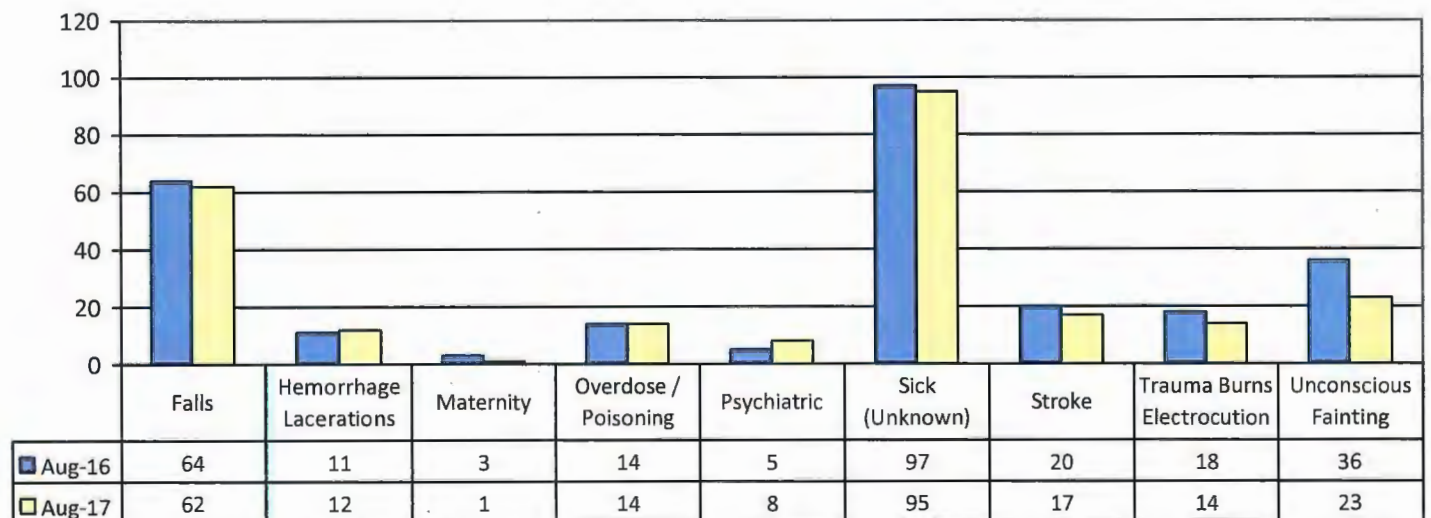
### First Responder Totals

Medical first responder incidents comprised 48.3 per cent of the total emergency responses for RFR during the month of August 2017. A detailed breakdown of the medical incidents for August 2016 and 2017 is set out in the following table by sub-type. There were a total of 457 medical incidents in August 2017 compared to 460 in August 2016, a decrease of 0.7 per cent.

**Table 3a: August 2016 & 2017 Medical Calls by Type**



**Table 3b: August 2016 & 2017 Medical Calls by Type**





## Fire Investigations

The fire investigation statistics for August 2017 are listed below:

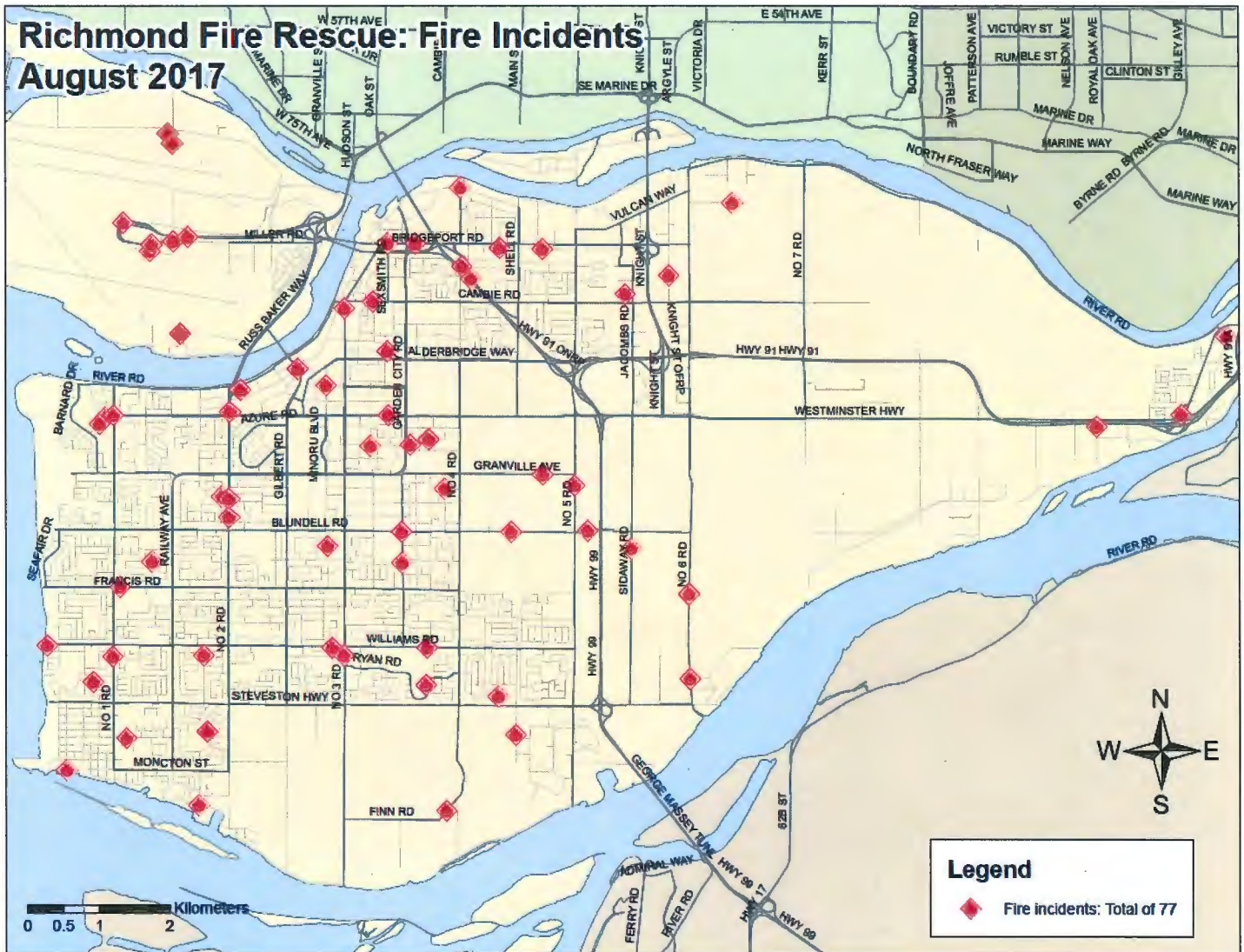
<b>Table 4: Total Fire Investigation Statistics – August</b>			
	<b>Suspicious</b>	<b>Accidental</b>	<b>Undetermined</b>
Residential - Single-family	-	3	-
Residential - Multi-family	-	4	-
Commercial/Industrial	-	4	1
Outdoor	12	24	23
Vehicle	1	3	2
<b>Totals</b>	<b>13</b>	<b>38</b>	<b>26</b>

RFR investigators report all suspicious fires to the RCMP, while working alongside RCMP staff to address potential risks to the community.

## Hazardous Materials

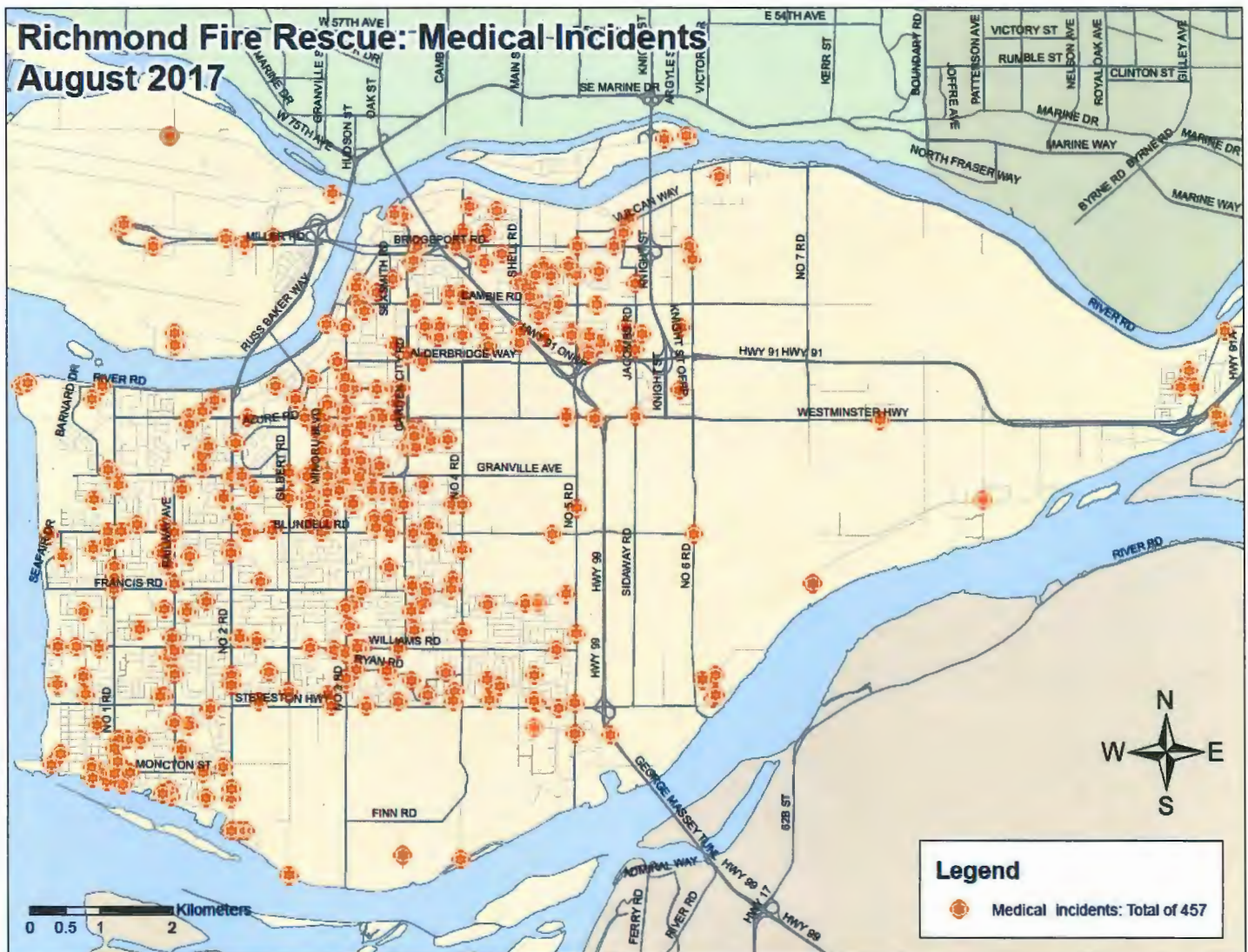
<b>Table 5: HazMat Calls By Type – August</b>	
	<b>Details</b>
Natural Gas / Propane Leaks (small)	5
Flammable / Combustible Liquids	2
Unclassified	2
Vapour Leak - Propane	1
<b>Totals</b>	<b>10</b>

Figure 1: Location of reportable fires attended in August (total 77)





**Figure 2: Location of medical calls in August (total 457)**



**Figure 3: Location of MVI calls in August (total 106)**

