



**City of
Richmond**

Report to Committee

To: Community Safety Committee **Date:** November 8, 2013
From: Rendall Nessel **File:** 09-5000-01/2013-Vol
 Officer In Charge, Richmond RCMP Detachment 01 (13.22)
Re: RCMP's Monthly Report – September 2013 Activities

Staff Recommendation

That the report titled "RCMP's Monthly Report – September 2013 Activities" (dated November 8, 2013, from the Officer in Charge, RCMP) be received for information.

(Rendall Nessel) Superintendent
 Officer In Charge, Richmond RCMP Detachment
 (604-278-1212)

REPORT CONCURRENCE	
CONCURRENCE OF GENERAL MANAGER 	
REVIEWED BY DIRECTORS	INITIALS: DW
APPROVED BY CAO 	

Staff Report

Origin

At the request of the Community Safety Committee, the Officer in Charge will keep Council informed on matters pertaining to policing in the community of Richmond.

Council Term Goals for 2011-2014 identify the desire to ensure Richmond remains a safe and desirable community to live, work and play in, through the delivery of effective public safety services that are targeted to the City's specific needs and priorities.

Analysis

Below is the RCMP's Monthly Report regarding September 2013 activities.

Noteworthy Files and Activities:

Cyclist Hit

On Monday September 2, police attended No. 5 Road at McNeely Ave. for a cyclist hit and run. The suspect vehicle was located shortly after the fatal crash. The suspect driver is being cooperative with police. This file is still under investigation.

Deceased Male

On September 10, Richmond RCMP was called to River Road at Cambie, after a passerby discovered a deceased male along the boardwalk. The deceased was a 32 year old male Richmond resident; his death was not suspicious.

Weapons Seized

On September 13, Richmond Organized Crime Unit executed a search warrant. They were assisted by the Lower Mainland Emergency Response Team, Police Dog Service and numerous members of Richmond Detachment. Weapons were seized in the search. Residents in homes north of Ironwood, directly surrounding the house being searched were evacuated for approximately five hours until it was safe to return home. This file is still under investigation.

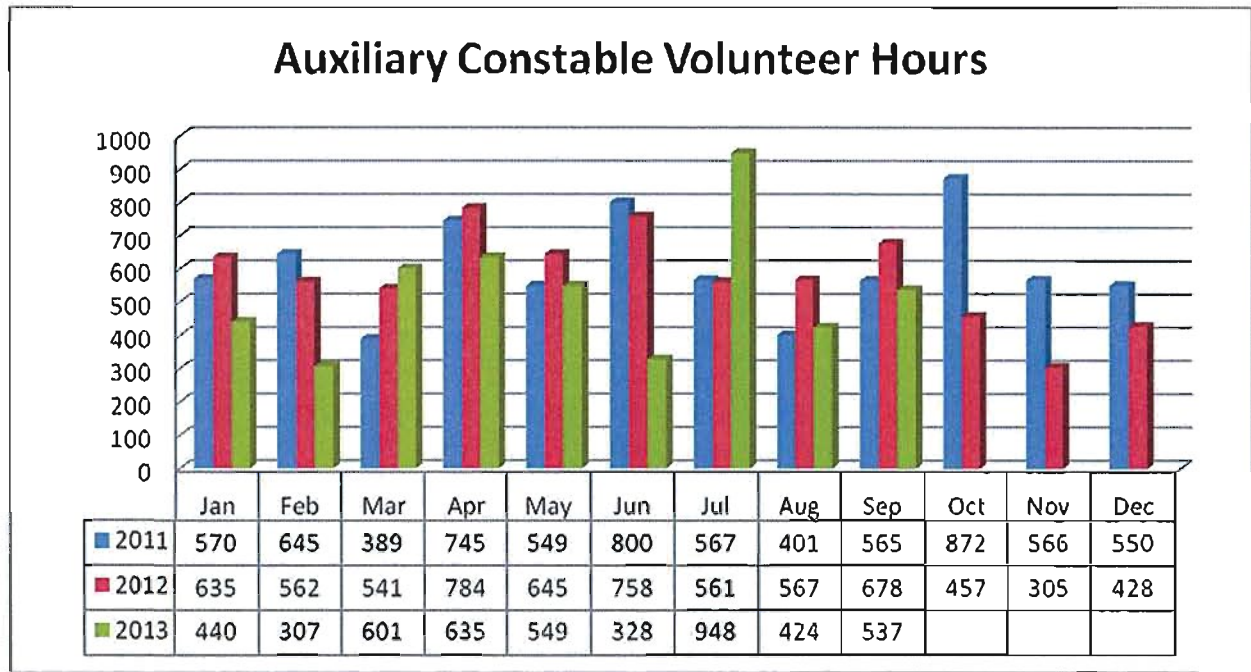
Awareness Campaign regarding Internet Extortion

Members of Richmond RCMP general duty continue to investigate a series of attempted extortions via the internet. The victims are all young males who use the computerized communication program, Skype with unknown females from foreign countries. The females convince the males to send illicit photographs of themselves engaging in sexual acts. The females then contact the victims and demand money for the non-release of the photos. In all cases there has been no money that has changed hands. The Richmond Youth Section and Media Relations Officer are engaging in an awareness campaign aimed at deterring youth from communicating with the unknown people on the internet for a sexual purpose.

Auxiliary Constables

As of September 2013, Richmond Detachment has; 29 active Auxiliary Constables, 18 new cadets in training, and 4 members on leave due to medical and family issues. The Active Auxiliary Constables have volunteered 4,768 hours so far this year. The chart below compares the total hours of service for the years 2011, 2012 and 2013 year to date.

Total Volunteer Hours: (includes community policing activities, as well as hours spent in training, court and on ride-a-longs and call-outs)



Reductions in hours from previous years are due to decreases in Auxiliary Constables. However, the 18 new cadets now in training should result in a significant increase in volunteer hours for the next year.

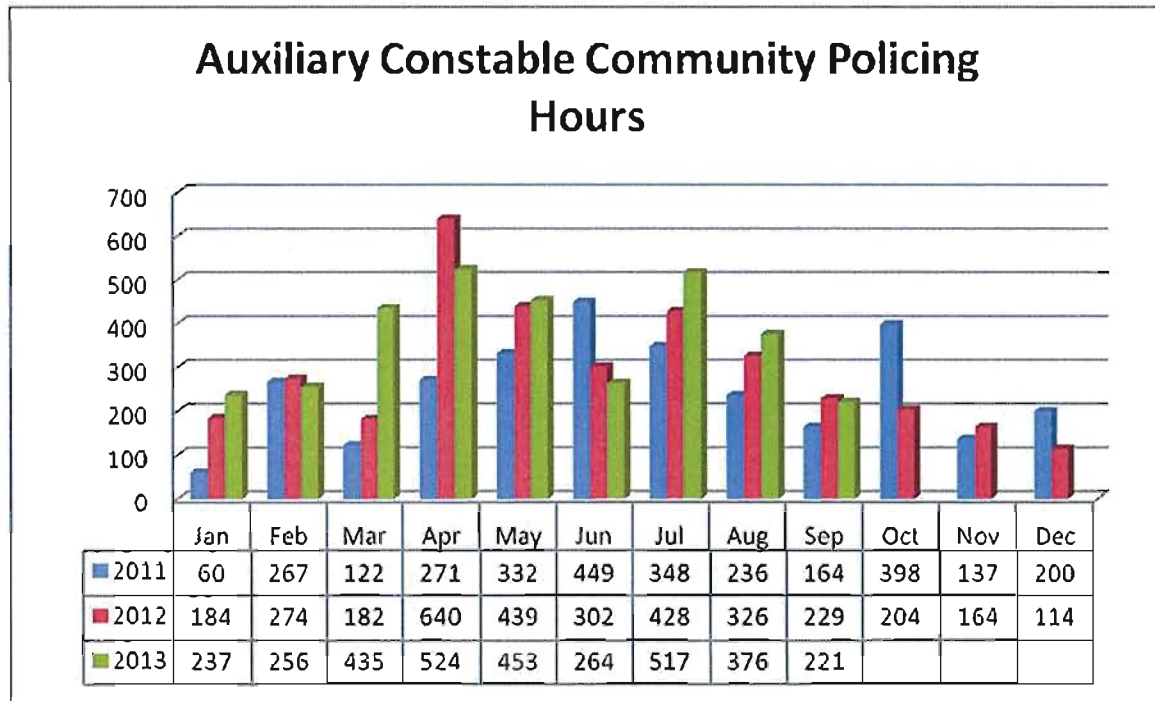
Total Hours (Year to Date) per Volunteer Auxiliary Constable (Includes all activities)

Year (Period: January to September)	YTD Total Hours	Number Of Active Auxiliary Constables	YTD Total Hours Per A/Cst.
2011	5,229	37	141
2012	5,729	33	174
2013	4,768	29	164

Community Policing Hours: (includes all crime Prevention programs and Community Events)

The Auxiliary Constables continue to ensure that Community Events and Crime Prevention programs remain a priority. As of September 2013, the Auxiliary Constables recorded 3, 281 Community

Policing hours. The chart below compares the hours of community policing duties for the years 2011, 2012 and 2013.



It is of note that although there have been reductions in membership each year (11% in 2012, 12% in 2013), there was a 9% net increase in volunteer hours for the core Community Policing hours.

Community Policing hours (Year to Date) per Volunteer Auxiliary Constable.

Year (Period: January to September)	YTD Community Policing Hours	% Increase in Community Policing Hours	Number of Active Auxiliary Constables	% Increase Per A/Cst
2011	2,248	n/a	37	n/a
2012	3,003	34%	33	34%
2013	3,281	9%	29	24%

Summary of Community Policing Activities for August 2013

- Coastal Watch and marine patrols
- Pedestrian Safety initiative
- Cops For Cancer fundraising
- Safety patrols of parks, dykes and trails with the Kubota and on foot
- Steveston Farmers' Market
- Night Markets
- YVR foot patrols
- Property Crime Reduction program

Auxiliary Constables also continue to provide assistance to regular members with Traffic and General Duty shifts, primarily Friday and Saturday nights.

Community Policing

Highlights

On Sept. 24th, volunteers participated in Project SWOOP. Richmond RCMP, along with the speed watch volunteers, were at three locations to catch distracted drivers on their cell phones and those speeding in the community. Prior to the Project SWOOP event, the volunteers participated in the first “Community Table” at the Brighthouse Library to promote the project.

Block Watch

There were 216 letters sent to victims and their neighbours, to inform residents in the area affected that a residential break and enter had occurred in their neighbourhood, and encouraged residents to start a Block Watch group. Similarly, 10 Business Link letters were sent to Richmond businesses that experienced a break and enter during this period. Both residential and Business Link break and enter letters offer crime prevention tips; directs Richmond residents and business owners to the crime prevention web pages and to register for the email alerts.

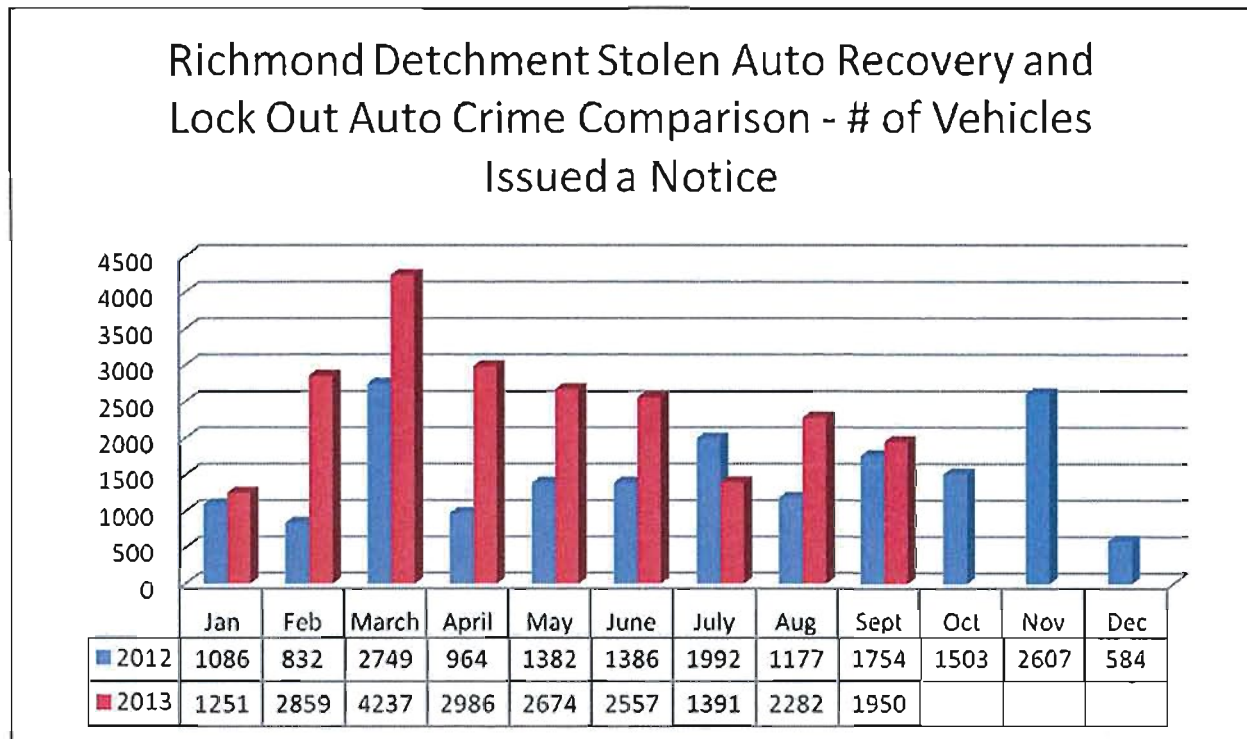
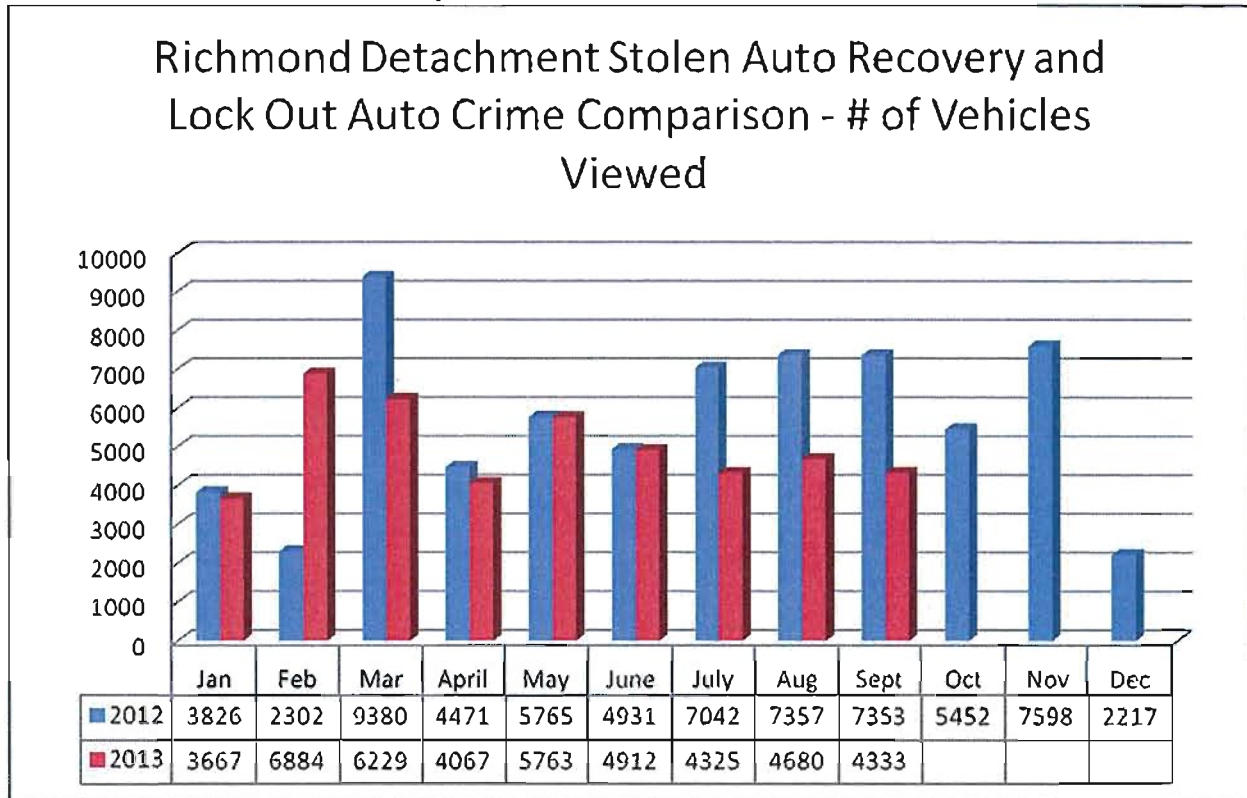
Business Link Program

On September 25th, Business Link participated in the Richmond Chamber of Commerce’s Trade Show at the River Rock Casino. The event went well and there are many new businesses wishing to be included in the email.

Community Police Stations

The following charts identify the activities of the Community Police Stations for the month. The numbers fluctuate from month to month as they are primarily driven by volunteer staffing increase or decrease.

Richmond Stolen Auto Recovery/Lock Out Auto Crime Notices

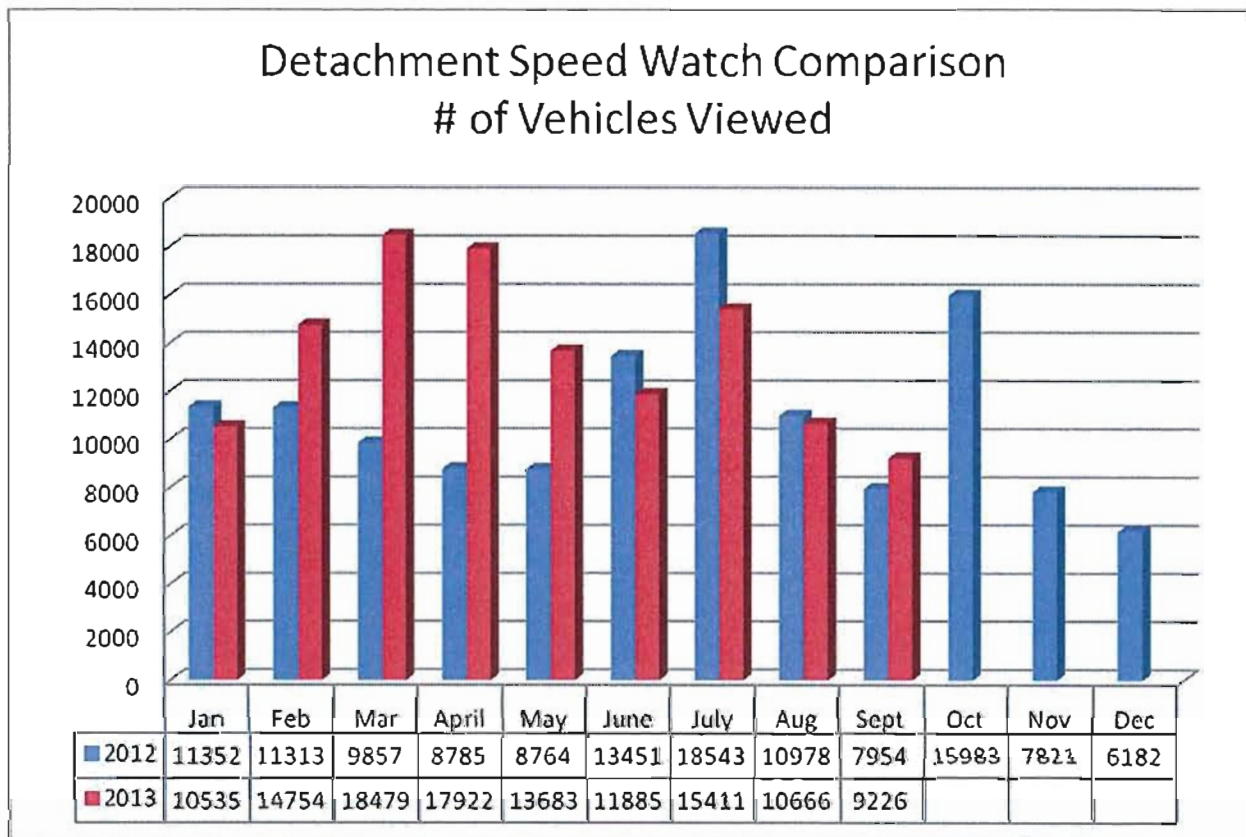


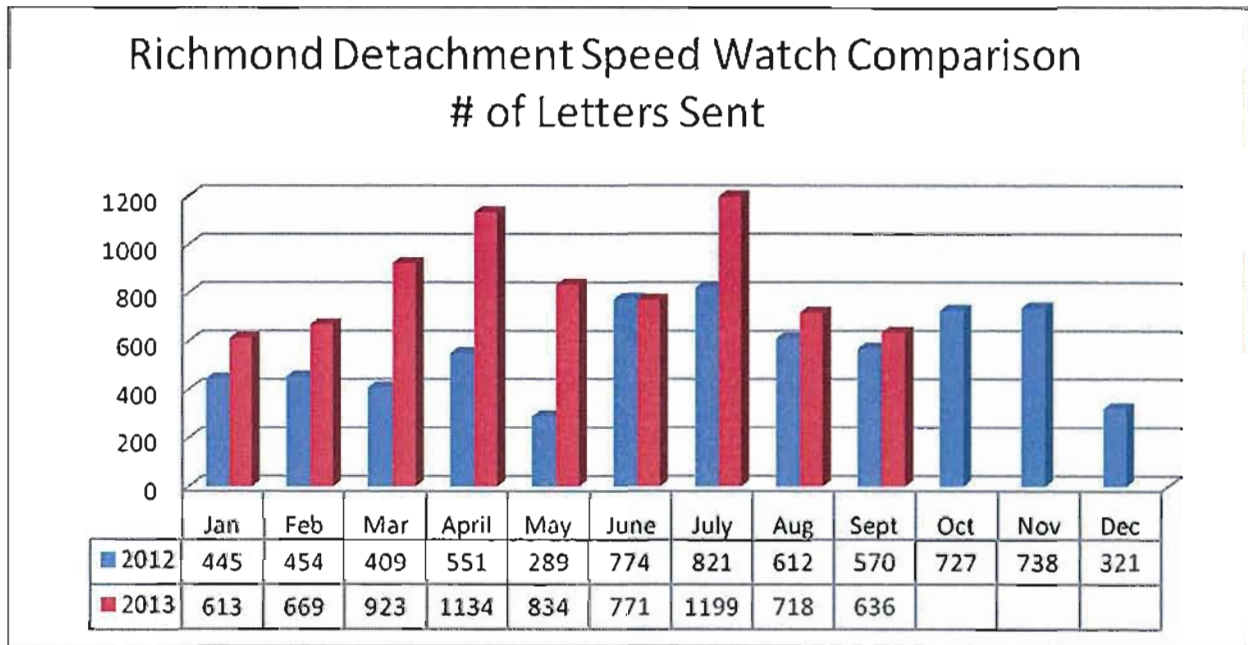
Notices supplied by ICBC are issued by a community volunteer and left on every car in the parking lot. The notice will have the Community Police Station name, crime prevention tips, location and date written on it as well as a list of questions that have been checked “yes” or “no”. For example:

- Does the vehicle have an anti-theft device? (e.g.: an alarm, immobilizer or steering wheel lock)
- Are there any personal belongings in plain view?
- Is the vehicle locked?
- Have all suitable steps been taken to prevent auto crime?

Richmond Detachment Speed Watch Statistics

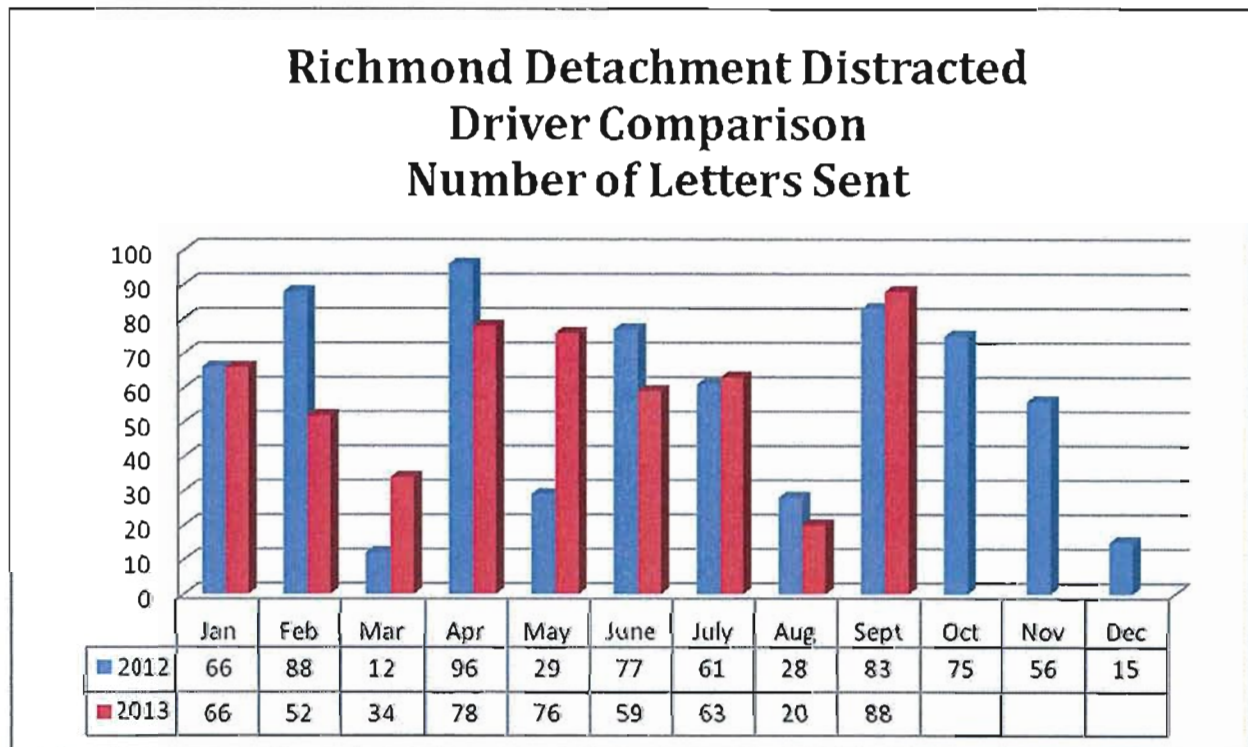
Speed Watch promotes safe driving habits by alerting drivers of their speed in school zones and on roadways. Trained volunteers are equipped with radar and a speed watch reader board that gives driver’s instant feedback regarding their speed. Once the volunteers record the licence plate number and the speed, a letter is sent to inform the registered owner of the driving infraction, including; date, time, location and what the penalties would be if the driver had received a violation ticket.





Richmond Detachment Distracted Drivers Statistics

While volunteers are out doing bike/foot patrols or on Speed Watch duty, they note drivers that are on their cell phones; talking or texting, using electronic devices, reading a newspaper or putting on makeup. The registered owner of the vehicle is then sent a letter with the date, time and location. Also included in the letter is the type of driving infraction and amount of the fine had the driver received a violation ticket.



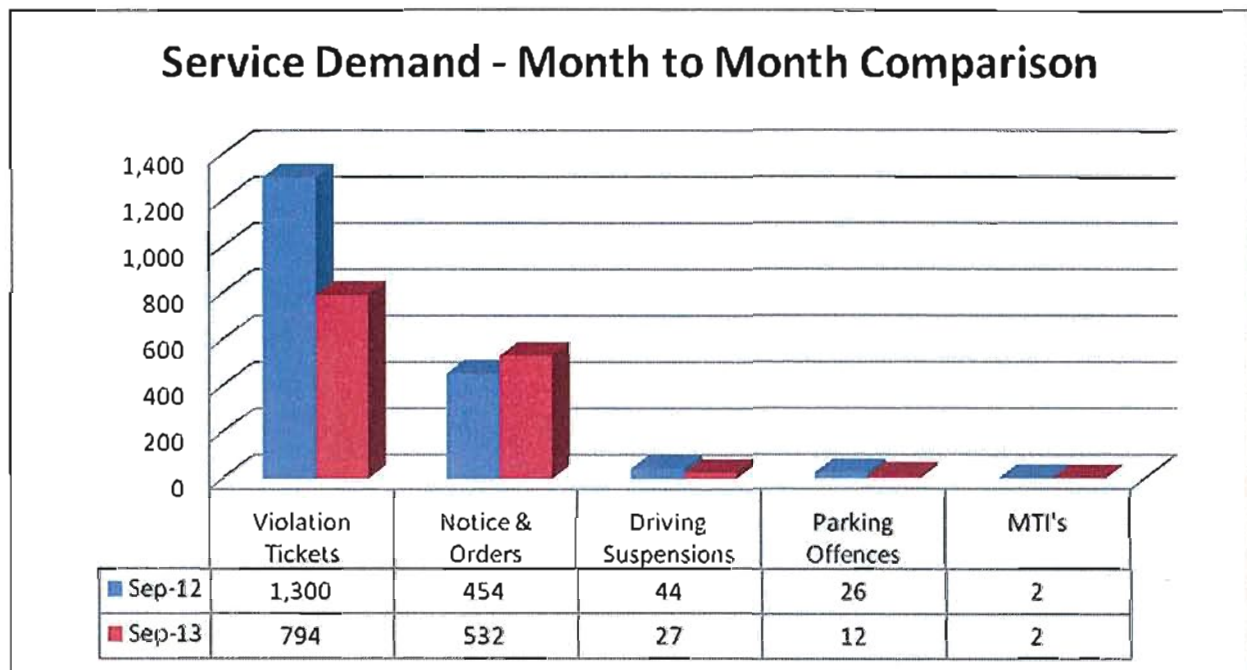
Volunteer Bike and Foot Patrols

For September, there were 8 bike patrols totalling 40 hours as well as 14 foot patrols for a total of 63 hours. The volunteers had assisted the general public with directions and general questions, witnessed minor vehicle collisions and offered assistance, reminded jaywalkers to use the crosswalks, noted any distracted drivers and used palm pilots to run licence plates to see if any vehicles were stolen. The volunteers attended the night market on Friday and Saturday nights and patrolled the parking lots looking for stolen vehicles and theft from autos. They attended the local parks and schools making sure that everything is secure and look for possible grow ops and abandoned houses.

Road Safety Unit

Road Safety Unit Service Demand – Month to Month Comparison

The chart below compares the Road Safety Unit tickets categorized by type for the month of September 2012 and September 2013. In September, 2012 there were a total of 1,826 tickets compared to September, 2013 which had a total of 1,367; a decrease of 25%.



Victim Services

From September 1, 2013 – September 30, 2013, Richmond RCMP Victim Witness Services provided services to 32 new clients in addition to our active caseload of 122 ongoing files. Victim Services attended to 9 crime and trauma scenes over this time period. Medical related sudden deaths, car accidents, and family dysfunction dominated the majority of our calls for service.

A situation of note was the response to a fatal vehicle car accident on No 5 Road and Blundell Road. An elderly lady died at scene, and multiple members of her family were also in the vehicle and were injured to varying degrees. Victim services attended the crash scene and the trauma center in Vancouver. We continue to provide ongoing services to the surviving family members.

Victim Services also hosted an information session at City Hall as a component of our recruiting process for new volunteers.

Crime Statistics

Crime Stats – see Appendix “A”

Crime Maps – see Appendix “B”

Financial Impact

There is no financial impact associated with this report.

Conclusion

The RCMP continues to ensure Richmond remains a safe and desirable community.



Lainie Goddard
Manager, RCMP Administration
(604-207-4767)



SEPTEMBER 2013 STATISTICS

This chart identifies the monthly totals for all founded Criminal Code offences, excluding Traffic Criminal Code. Based on Uniform Crime Reporting (UCR) scoring, there are three categories: (1) Violent Crime, (2) Property Crime, and (3) Other Criminal Code. Within each category, particular offences are highlighted in this chart. In addition, monthly totals for Controlled Drugs and Substances Act (CDSA) offences are included.

The Average Range data is based on activity in a single month over the past 5 years. If the current monthly total for an offence is above average, it will be noted in red, while below-average numbers will be noted in blue.

Year-to-Date percentage increases of more than 10% are marked in red, while decreases of more than 10% are blue. Please note that percentage changes are inflated in categories with small numbers (e.g.: Sexual Offences).

	CURRENT MONTH	5-YR AVERAGE	5-YR AVERAGE RANGE	YEAR-TO-DATE TOTALS			
	Sep-13	September		2012 YTD	2013 YTD	% Change	Change in # of Offenses
VIOLENT CRIME (UCR 1000-Series Offences)	112	133	122-143	998	981	-1.7%	-17
<i>Robbery</i>	7	8	6-10	99	47	-52.5%	-52
<i>Assault</i>	40	43	36-50	346	367	6.1%	21
<i>Assault w/ Weapon</i>	8	16	13-19	101	87	-13.9%	-14
<i>Sexual Offences</i>	10	7	4-10	41	51	24.4%	10
PROPERTY CRIME (UCR 2000-Series Offences)	527	683	536-829	5615	5294	-5.7%	-321
<i>Business B&E</i>	16	39	29-49	331	288	-13.0%	-43
<i>Residential B&E</i>	58	48	36-61	422	491	16.4%	69
<i>MV Theft</i>	13	35	19-57	196	170	-13.3%	-26
<i>Theft From MV</i>	144	197	133-261	1462	1141	-22.0%	-321
<i>Theft</i>	92	100	91-109	1103	961	-12.9%	-142
<i>Shoplifting</i>	39	52	38-66	544	670	23.2%	126
<i>Fraud</i>	46	43	33-52	370	389	5.1%	19
OTHER CRIMINAL CODE (UCR 3000-Series Offences)	191	218	193-243	1863	1670	-10.4%	-193
<i>Arson - Property</i>	10	7	3-11	28	34	21.4%	6
SUBTOTAL (UCR 1000- to 3000-Series)	830	1033	864-1203	8476	7945	-6.3%	-531
DRUGS (UCR 4000-Series Offences)	70	99	64-133	690	661	-4.2%	-29

Prepared by Richmond RCMP.

Data collected from PRIME on 2013-10-20. Published 2013-10-20.

This data is operational and subject to change. This document is not to be copied, reproduced, used in whole or part or disseminated to any other person or agency without the consent of the originator(s).

Business Break & Enters September 1st - September 30th, 2013

Appendix 'B'

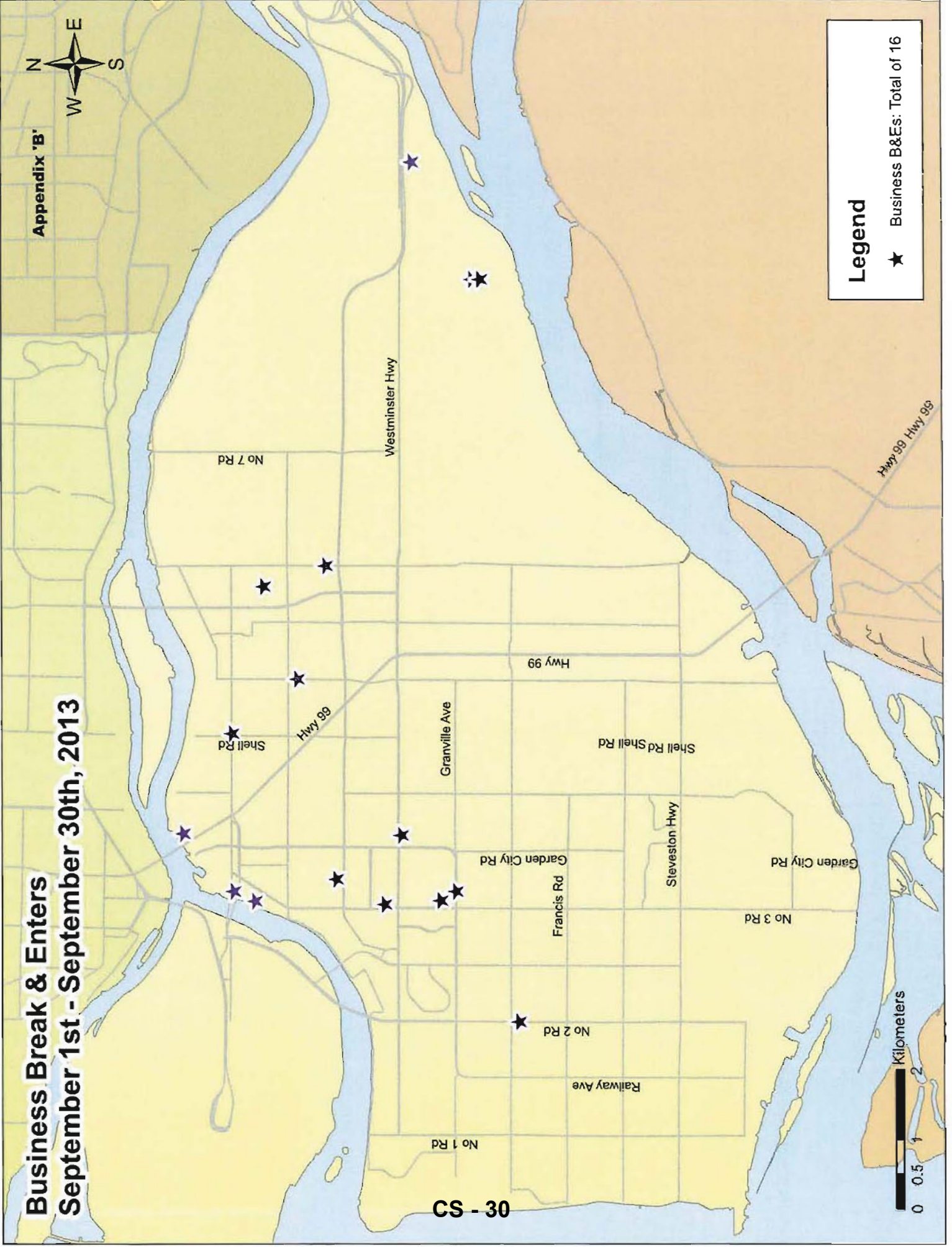


CS - 30

Legend

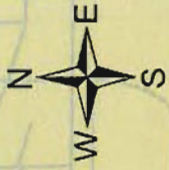
★ Business B&Es: Total of 16

0 0.5 1 2
Kilometers

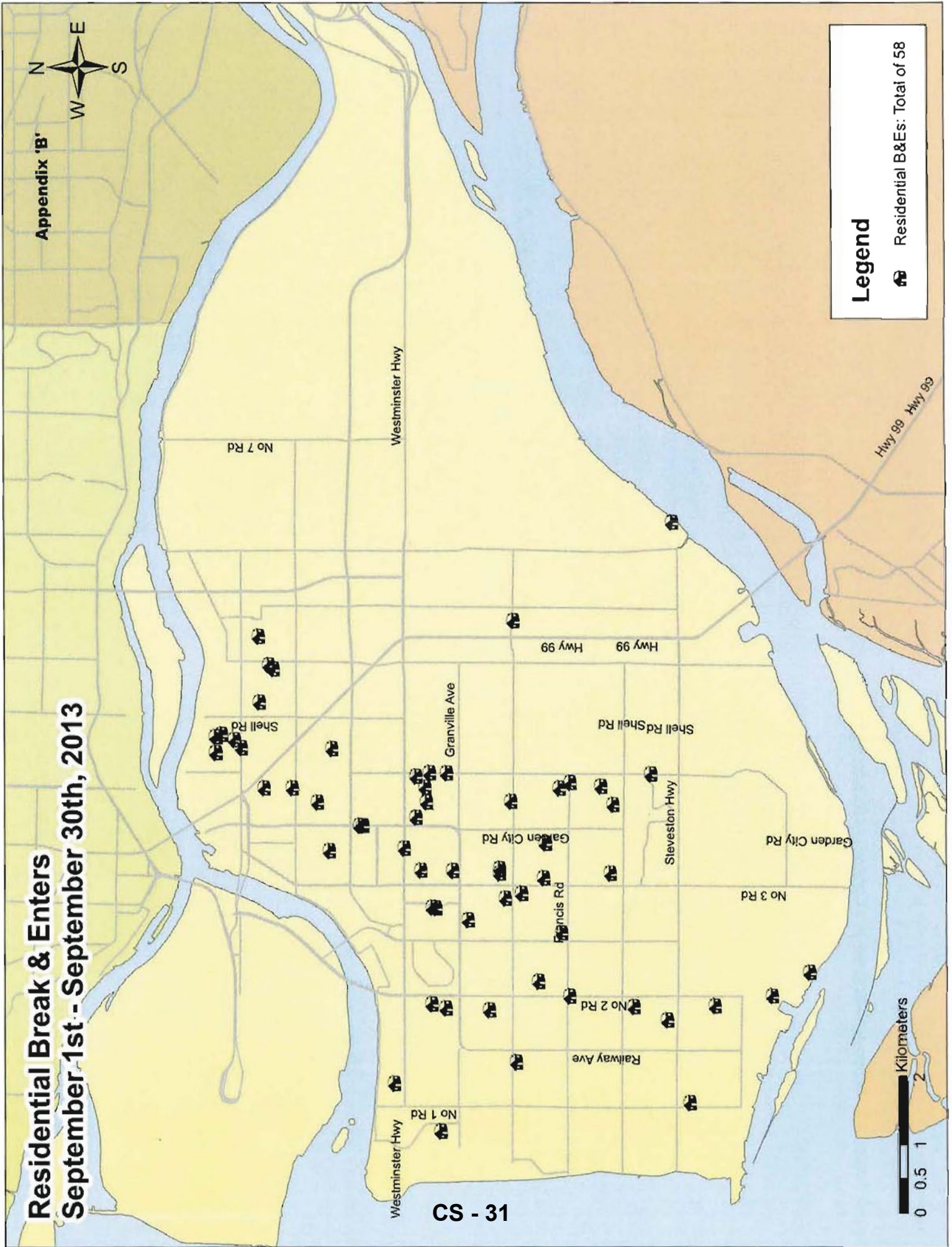


Residential Break & Enters September 1st - September 30th, 2013


Appendix 'B'



CS - 31



Legend

 Residential B&Es: Total of 58

Kilometers

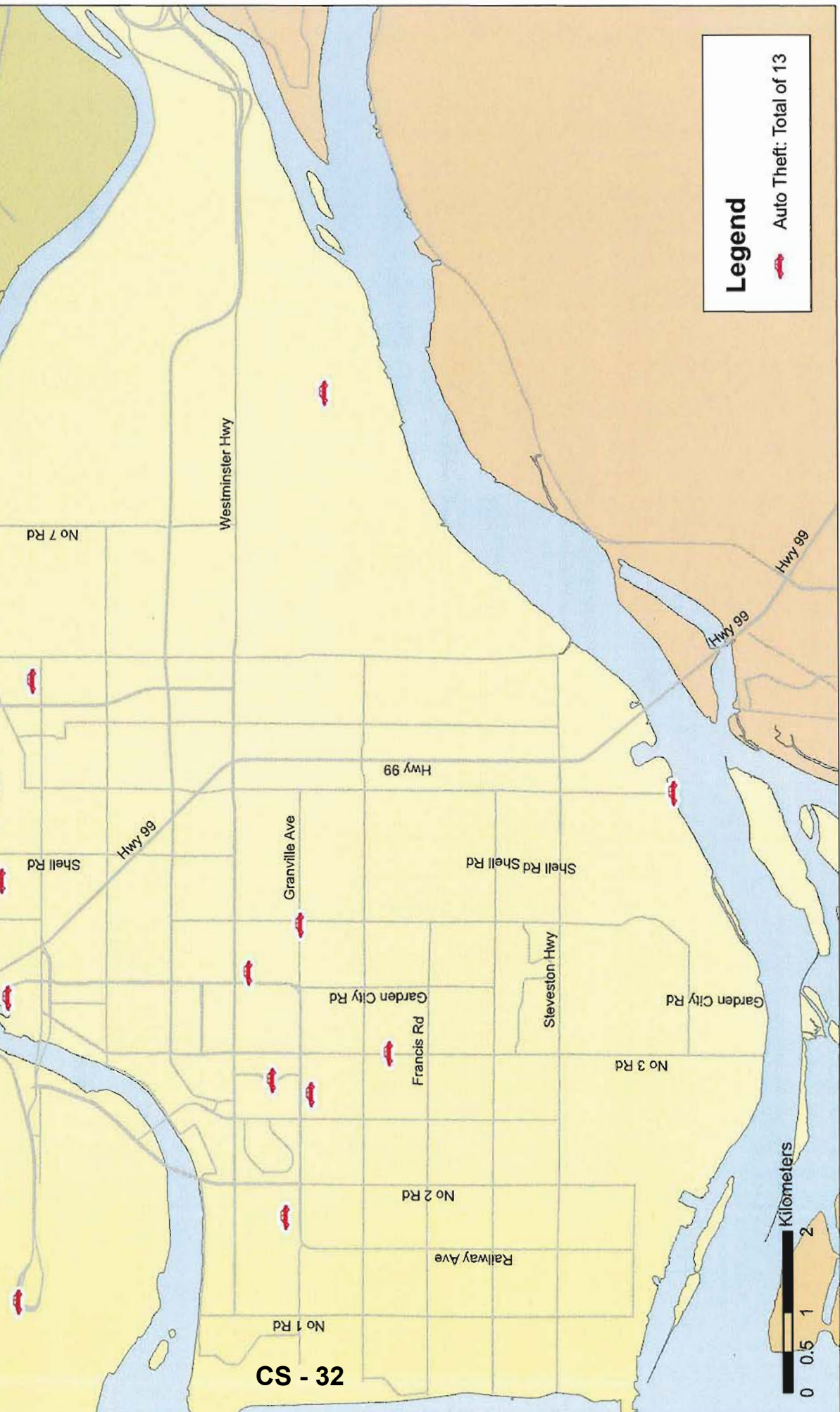
0 0.5 1 2

Auto Theft September 1st - September 30th, 2013


Appendix 'B'



CS - 32




Legend

 Auto Theft: Total of 13



Thefts From Vehicles September 1st - September 30th, 2013

Appendix 'B'



CS - 33

Legend

- Thefts From Vehicles: Total of 144

