



To: Community Safety Committee **Date:** June 9, 2014
From: Rendall Nessel, Superintendent **File:** 09-5000-01/2014-Vol
Officer In Charge, Richmond RCMP Detachment 01 (14.14)
Re: RCMP's Monthly Report - May Activities

Staff Recommendation

That the report titled "RCMP's Monthly Report – May Activities" dated June 9, 2014, from the Officer In Charge, Richmond RCMP be received for information.

Rendall Nessel, Superintendent
Officer In Charge, Richmond RCMP Detachment
(604-278-1212)

Att. 2

REPORT CONCURRENCE	
CONCURRENCE OF GENERAL MANAGER 	
REVIEWED BY STAFF REPORT / AGENDA REVIEW SUBCOMMITTEE	INITIALS:
APPROVED BY CAO 	

Staff Report

Origin

At the request of the Community Safety Committee, the Officer in Charge will keep Council informed on matters pertaining to policing in the community of Richmond.

This report supports Council Term Goal 1:

To ensure Richmond remains a safe and desirable community to live, work and play in, through the delivery of effective public safety services that are targeted to the City's specific needs and priorities.

Analysis

Below is the RCMP's Monthly Report regarding May 2014 activities.

Noteworthy Files and Activities

Richmond RCMP Launch Auto Theft Crack Down

The crackdown was launched in response to complaints received from officials at the Indian Cultural Center located at 8600 No 5 Road. The detachment was advised that thieves were repeatedly breaking into vehicles parked at this location during celebratory events. The Richmond RCMP arrested two men on May 10, who were released on a Promise to Appear in court.

Armed Robbers Nabbed Thanks to a Quick Thinking Witness

On May 23, 2014 just after 6:30 a.m. a convenience store in the 8000 block of No. 3 Road was robbed by a man and woman who escaped in a stolen car. The man threatened the clerk with pepper spray during the robbery while the female accomplice kept watch.

A sharp-eyed witness got the license plate of the getaway car and within minutes of the robbery a Dog Service officer located a suspicious couple walking near the suspect vehicle. With the help of two other investigators the pair was taken into custody. The two were arrested and returned to Richmond to face charges of robbery, possession of stolen property and outstanding warrants.

Youth Internet Safety Initiatives

The Richmond RCMP has engaged in several initiatives aimed at highlighting the inherent dangers of the internet. Youth specific presentations have been delivered to students, parents, teachers, and school administrators throughout Richmond.

Delete Day

"Delete Day" was held on February 26, 2014. This event covered the following topics:

- Deletion of hurtful posts,
- Deletion of embarrassing pictures
- Deletion of apps that encourage anonymity

- Deletion of “friends” who aren’t really friends

“Delete Day” received a lot of media coverage and the event was held in a Richmond school with 1200 students and school faculty in attendance.

Internet Safety Presentations

During the 2013-2014 school years the following Internet safety and awareness presentations have been conducted:

2013-10-24	Cornerstone Elementary	20 youth and 3 adults
2013-11-13	Richmond Multicultural	50 adults
2014-03-06	Burnett Secondary	PAC & school administrators
2014-04-02	Block Watch/ PAC	110 adults
2014-05-07	McMath/PAC	50 adults
2104-05-12	Grauer Elementary	25 students – grade 6 & 7
2014-06-05	Hugh Boyd Secondary	150 students – grade 8
2014-06-13	Lord Byng Elementary	25 students – grade 6 & 7
2014-01 to present	Burnett Secondary	Four grade 8 classes

Individual Incidents

Members of the Richmond RCMP Youth Section frequently encounter issues regarding harmful Internet and smart phone usage. These matters are pursued on an individual basis where member s take the opportunity to educate affected persons as well as school staff.

RCMP National /Provincial Strategies

The RCMP has several initiatives regarding Internet safety. These resources and other links can be found at <http://www.rcmp-grc.gc.ca/cycp-cpcj/is-si/isres-ressi-eng.htm>.

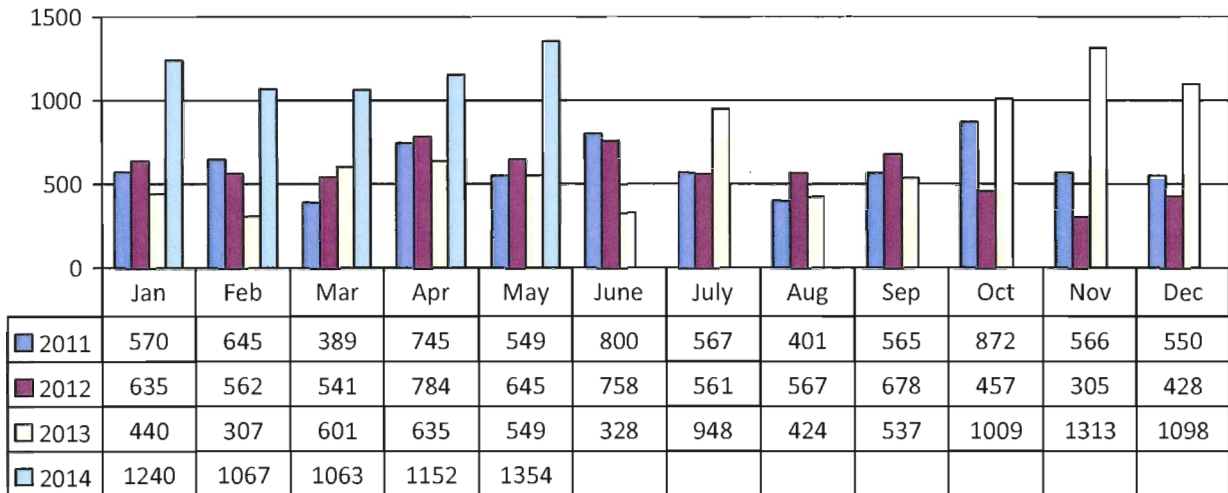
Auxiliary Constables

The primary mandate of Richmond’s Auxiliary Constables is to support community police activities relating to public safety and crime prevention. The Auxiliary Constables support community and special events, as well as participating in a variety of crime prevention program within the City.

Volunteer hours includes community policing activities and hours spent in training, court, ride-alongs and call-outs. As of the end of May 2014, Richmond Detachment now has 44 active Auxiliary Constables.

Richmond Auxiliary Constables have volunteered 5,876 hours to date in 2014. The chart below compares the monthly hours of service for the years since 2011.

Figure 1: Total Auxiliary Constable Volunteer Hours



Activities for May 2014 included:

Safety Patrols – provided a police presence in off-road areas, such as parks, trails and dykes with patrols on the Kubota, ATV’s, bikes and on foot. During the summer months, Auxiliary Constables are also focusing on increasing uniformed police presence in Steveston Village, Night Markets, YVR and the Hamilton area.

Bylaws Initiative – while performing community policing activities, members accompanied Bylaws Officers that were enforcing dog leash and licensing.

Youth Week Celebration Event – attended the event at Thompson Community Center, providing a positive atmosphere for participating youth.

Pathways Initiative – attended the Pathways Clubhouse to provide positive client relationships with police.

Big Bike Event – provided a traffic escort through Steveston Village over 2 days for this fundraising effort for MS.

Police Week Mall Display – assisted Regular Members and Community Policing Volunteers to host a public display in Richmond Center Mall for Police Week.

Project Swoop – participated with Regular Members and Community Policing Volunteers in city-wide Speed Watch campaign to target speeding and distracted driving.

SOS Childrens’ Village Walk/Run – participated at the event to support fundraising efforts for youth that are homeless or in foster care.

Property Crime Reduction programs – assisted the Property Crime Unit with ongoing programs to reduce theft occurrences in Richmond.

School Sports events – participated in sports events held at elementary schools to increase communications between youth and police.

Home Security Checks – providing a home security review and improvement suggestions to residents affected by crime at their homes.

Block Watch – attended neighborhood Block Watch events to provide police support and crime prevention information for residents.

Re-Certification Training – senior Auxiliary Constables were re-certified in the Incident Management Intervention Model (IMIM), Chemical, Biological, Radiation and Nuclear (CBRN) as well as updating on-line training certifications to meet with RCMP requirements.

Emergency Call-Outs – Auxiliary Constables were called out to assist in the successful search for a missing child and to assist regular members with traffic control for a public rally.

Community Policing

Block Watch

During the month, 283 letters were sent to victims and their neighbours to inform city residents that a residential break and enter had occurred in their neighborhood, and to encourage residents to start a Block Watch Group. Similarly, 17 Business Link letters were sent to Richmond businesses that experienced a break and enter during this period. Both residential and Business Link break and enter letters offer crime prevention tips, direct Richmond residents and business owners to the crime prevention web pages, and encourage them to register for the email alerts.

There were 56 residential and 18 business break and enter email alerts sent this period to registered Richmond residents and businesses. These emails inform home and business owners that a break and enter has occurred, provide crime prevention information, and direct residents and business owners to the crime prevention web pages.

Police Contact Information Cards

During the month, Police Contact Information cards were distributed to Richmond businesses, sky train users, the Jewish Day School, Hamilton Community Center, Richmond Center, Lansdowne Mall and Richmond Tourism.

Dementia Cards

Police Officers and Block Watch are distributing the Dementia Cards to Richmond caregivers responsible for people with Dementia. In the event a person goes missing, the Dementia Card contains information specific to that person for example: name, next of kin, and doctor's contact information.

Richmond Detachment Stolen Auto Recovery and Lock Out Auto Crime Statistics

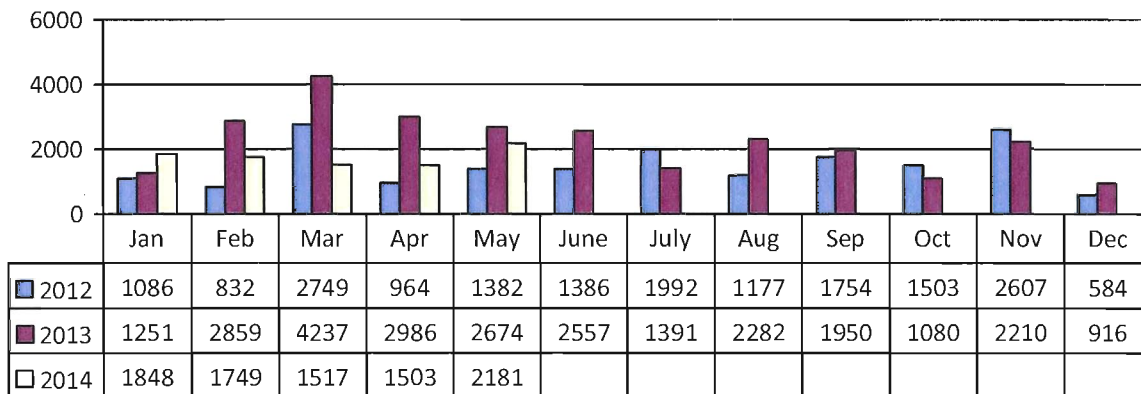
Notices supplied by ICBC are issued by a community volunteer and left on every car in a local parking lot. The notice contains the Community Police Station name, crime prevention tips, location and date, as well as a list of questions that have been checked “yes” or “no”. These notices indicate to the reader what issues need to be addressed in order to keep his or her vehicle safe.

Example questions:

- Does the vehicle have an anti-theft device? (e.g.: alarm, immobilizer or steering wheel-lock)
- Are there any personal belongings in plain view?
- Is the vehicle locked?
- Have all suitable steps been taken to prevent auto crime?

Figure 3 provides a comparison by year for the number of vehicles issued a notice.

Figure 3: Richmond Detachment Stolen Auto Recovery / Lock Out Auto Crime Vehicles Issued a Notice

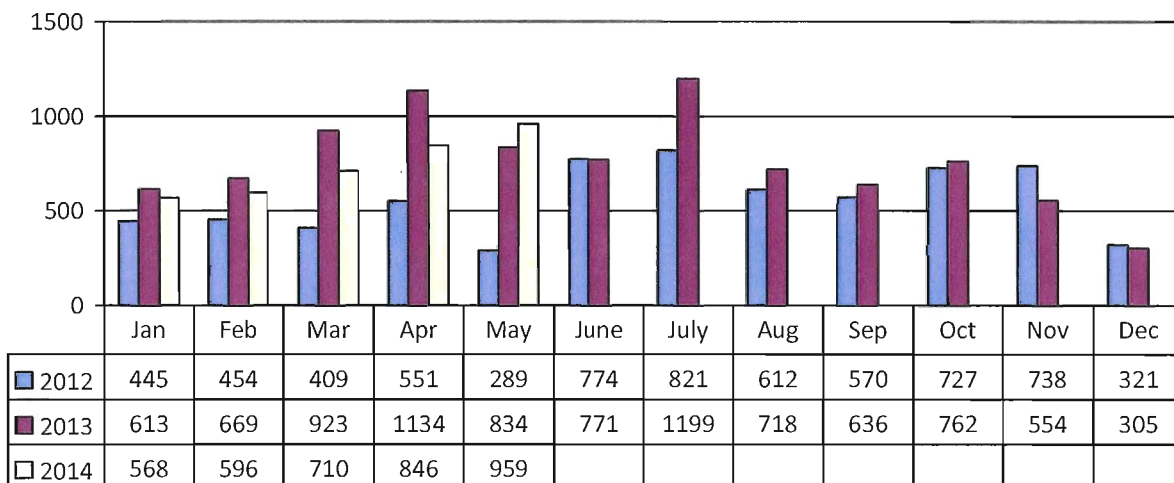


Richmond Detachment Speed Watch Statistics

Speed Watch promotes safe driving habits by alerting drivers of their speed in school zones and on roadways. Trained volunteers are equipped with radar and a speed watch reader board that gives drivers instant feedback regarding their speed. The volunteers record the license plate number and the speed, and a letter is sent to the vehicle’s registered owner when there is an infraction. The letter includes the date, time, location and what the penalties would be if the driver had received a violation ticket.

Figure 4 provides a comparison by year of the number of letters sent:

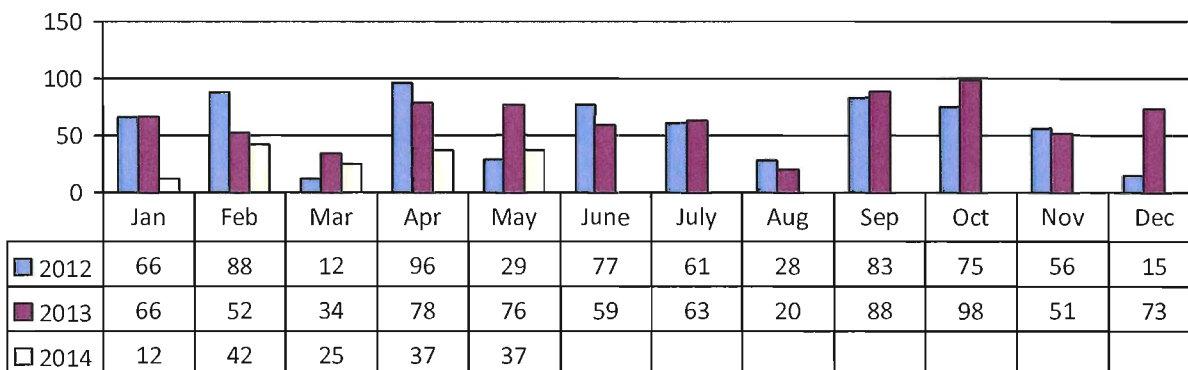
Figure 4: Richmond Detachment Speed Watch Letters Sent



Richmond Detachment Distracted Driver Statistics

While volunteers are doing bike/foot patrols or on Speed Watch duty, they note drivers that are on their cell phones; talking or texting, using other electronic devices, reading a newspaper, shaving or putting on makeup. The registered owner of the vehicle is sent a letter with the date, time and location. Also included in the letter is the type of driving infraction and amount the fine would be had the driver received a violation ticket. Figure 5 provides a comparison by year for the number of letters sent.

**Figure 5: Richmond Detachment Distracted Drivers
Number of Letters Sent**



Community Police Volunteer Bike and Foot Patrol Program

In May 2014, there were 10 bike patrols totaling 78 hours, as well as 14 foot/van patrols totaling 143 hours. The volunteers assisted the public with directions and general questions, witnessed

minor vehicle collisions and offered assistance. They also reminded jaywalkers to use the crosswalks, noted any distracted drivers and used palm pilots to run license plates to see if any vehicles were stolen. During the patrols, the volunteers visited local parks and schools to make sure that everything was secure and looked for possible grow ops and abandoned houses.

Activities for May 2014 included:

On May 3rd the City Center Volunteers assisted in speaking Mandarin and Cantonese at a crime prevention table at the Aberdeen Mall. Volunteers have also assisted with Police Week and Project Swoop.

On May 3rd while out on patrol the volunteers' located two males smoking marijuana at Dyke/Shell Road. Police were contacted and Bylaws were called to the 11,000 block of Seabrook Crescent. to report a vehicle on the road with no plates.

On May 14th while out on patrol the volunteers heard an alarm going off in the 7800 block of Saba Road. It was a flashing "fault" signal and a damaged sensor. The Richmond Fire Rescue was called and able to silence the alarm.

On May 15th the volunteers on bike patrol participated in the practice run for the Island Bike Patrol that is occurring in June.

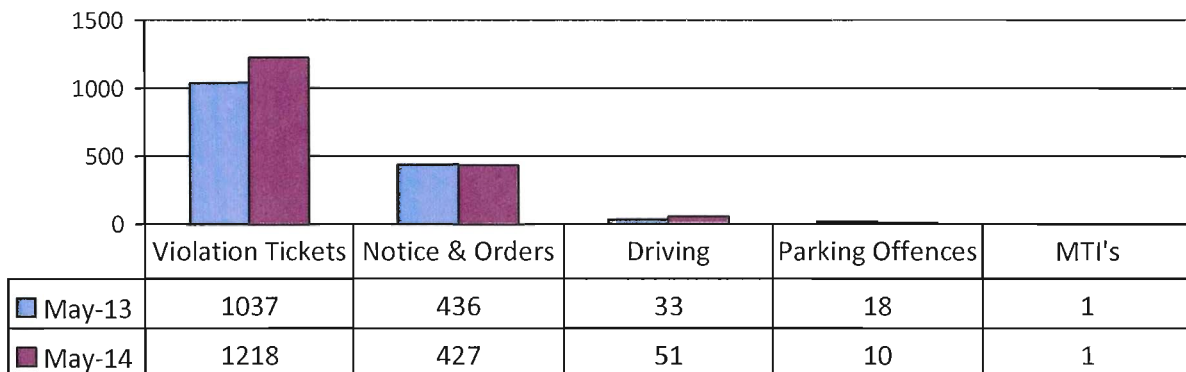
On May 23rd Volunteers from City Centre went out with Crime Watch and Cst. Wong and located a stolen vehicle in the Hamilton area.

Road Safety Unit

Road Safety Unit Service Demand – Month to Month Comparison

Figure 6 compares the Road Safety Unit tickets, categorized by type, for May 2013 and May 2014. In May 2013 there were a total of 1,525 tickets compared to 1,707 in May 2014, an increase of 12%. This increase is due to members in the traffic section being able to focus more attention on these tasks as there were no major traffic incidents in the month of May.

Figure 6: Service Demand Month-to-Month Comparison



Victim Services

From May 1, 2014 to May 31, 2014, Richmond RCMP Victim Services provided services to 52 new clients and attended 8 crime and trauma scenes, in addition to maintaining and active caseload of 135 ongoing files.

Victim Services responded to a number of medical related sudden deaths of elderly persons, a number of family disputes and robbery victims during May. Of note, there were a large group of persons gambling on private property when they were accosted at gun point by a group of assailants. There was a significant amount of cash and cell phones that were taken. There were no physical injuries, but a number of victims were traumatized by the event.

Financial Impact

None

Conclusion

For the month of May 2014, policing in Richmond was relatively stable with emphasis being placed on proactive policing measures. The Officer in Charge, Richmond Detachment continues to ensure Richmond remains a safe and desirable community.



Lainie Goddard
Manager, RCMP Administration
(604-207-4767)

Att. 1: Crime Stats
2: Crime Maps



MAY 2014 STATISTICS

This chart identifies the monthly totals for all founded Criminal Code incidents, excluding Traffic Criminal Code. Based on Uniform Crime Reporting (UCR) scoring, there are three categories: (1) Violent Crime, (2) Property Crime, and (3) Other Criminal Code. Within each category, particular offence types are highlighted in this chart. In addition, monthly totals for Controlled Drugs and Substances Act (CDSA) incidents are included.

The Average Range data is based on activity in a single month over the past 5 years. If the current monthly total for an offence is above average, it will be noted in red, while below-average numbers will be noted in blue.

Year-to-Date percentage increases of more than 10% are marked in red, while decreases of more than 10% are blue. Please note that percentage changes are inflated in categories with small numbers (e.g.: Sexual Offences).

	CURRENT MONTH	5-YR AVERAGE	5-YR AVERAGE RANGE	YEAR-TO-DATE TOTALS			
	May-14	May		2013	2014	% Change	Change in # of Incidents
VIOLENT CRIME (UCR 1000-Series Offences)	104	134	95-173	452	501	10.8%	49
<i>Robbery</i>	10	11	3-18	28	34	21.4%	6
<i>Assault</i>	36	47	37-56	175	171	-2.3%	-4
<i>Assault w/ Weapon</i>	12	11	7-15	43	50	16.3%	7
<i>Sexual Offences</i>	9	5	2-8	22	41	86.4%	19
PROPERTY CRIME (UCR 2000-Series Offences)	746	617	538-697	2835	3463	22.2%	628
<i>Business B&E</i>	30	39	26-51	202	150	-25.7%	-52
<i>Residential B&E</i>	68	40	30-50	306	350	14.4%	44
<i>MV Theft</i>	33	25	14-35	99	134	35.4%	35
<i>Theft From MV</i>	246	158	103-214	609	1169	92.0%	560
<i>Theft</i>	116	107	99-115	504	519	3.0%	15
<i>Shoplifting</i>	52	57	42-70	378	277	-26.7%	-101
<i>Fraud</i>	46	52	36-68	211	240	13.7%	29
OTHER CRIMINAL CODE (UCR 3000-Series Offences)	190	190	176-204	727	833	14.6%	106
<i>Arson - Property</i>	8	7	1-14	7	25	257.1%	18
SUBTOTAL (UCR 1000- to 3000-Series)	1040	941	807-1076	4014	4797	19.5%	783
DRUGS (UCR 4000-Series Offences)	53	86	67-105	316	243	-23.1%	-73

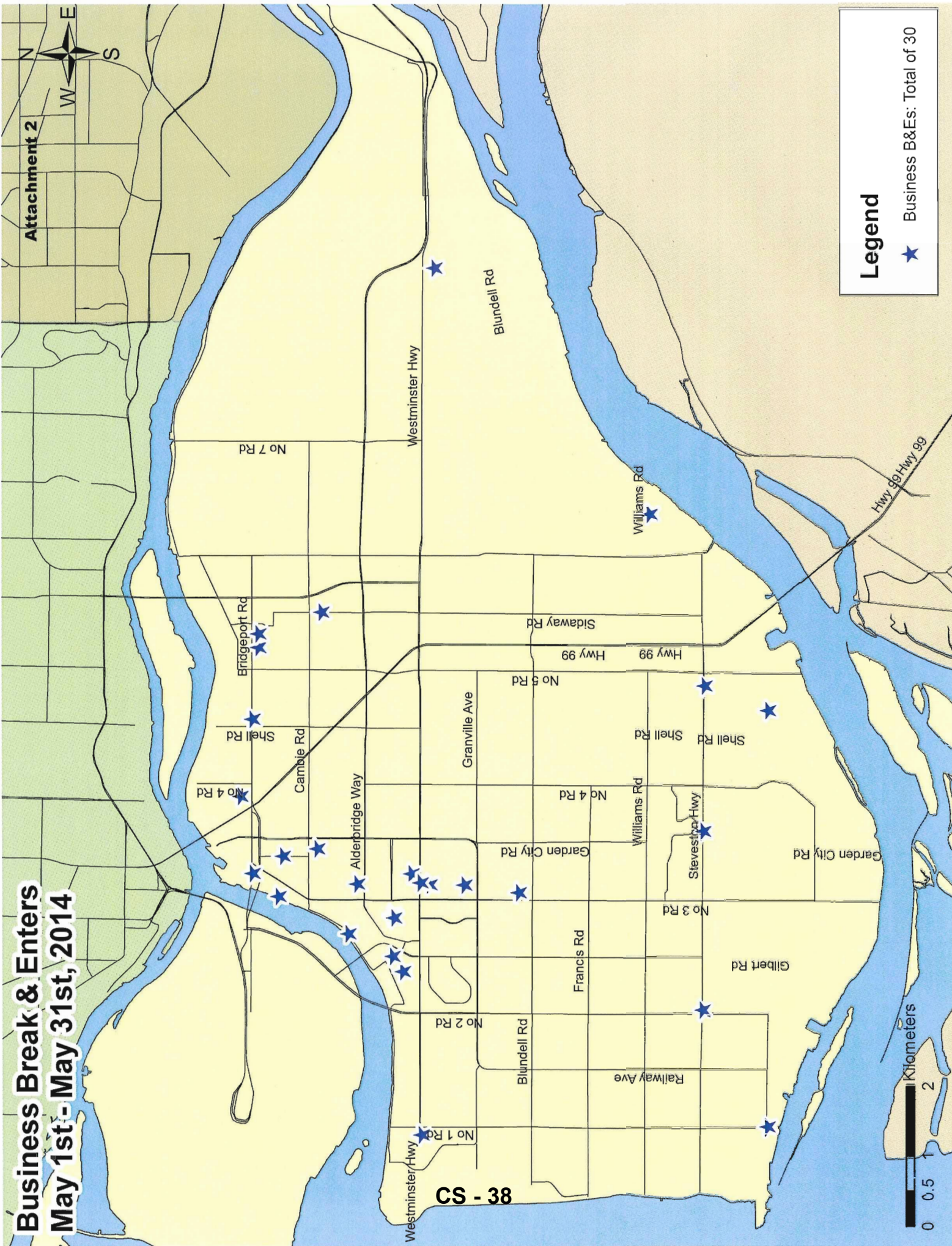
Prepared by Richmond RCMP.

Data collected from PRIME on 2014-06-18. Published 2014-06-18.

This data is operational and subject to change. This document is not to be copied, reproduced, used in whole or part or disseminated to any other person or agency without the consent of the originator(s).

Business Break & Enters May 1st - May 31st, 2014

Attachment 2



CS - 38

Legend

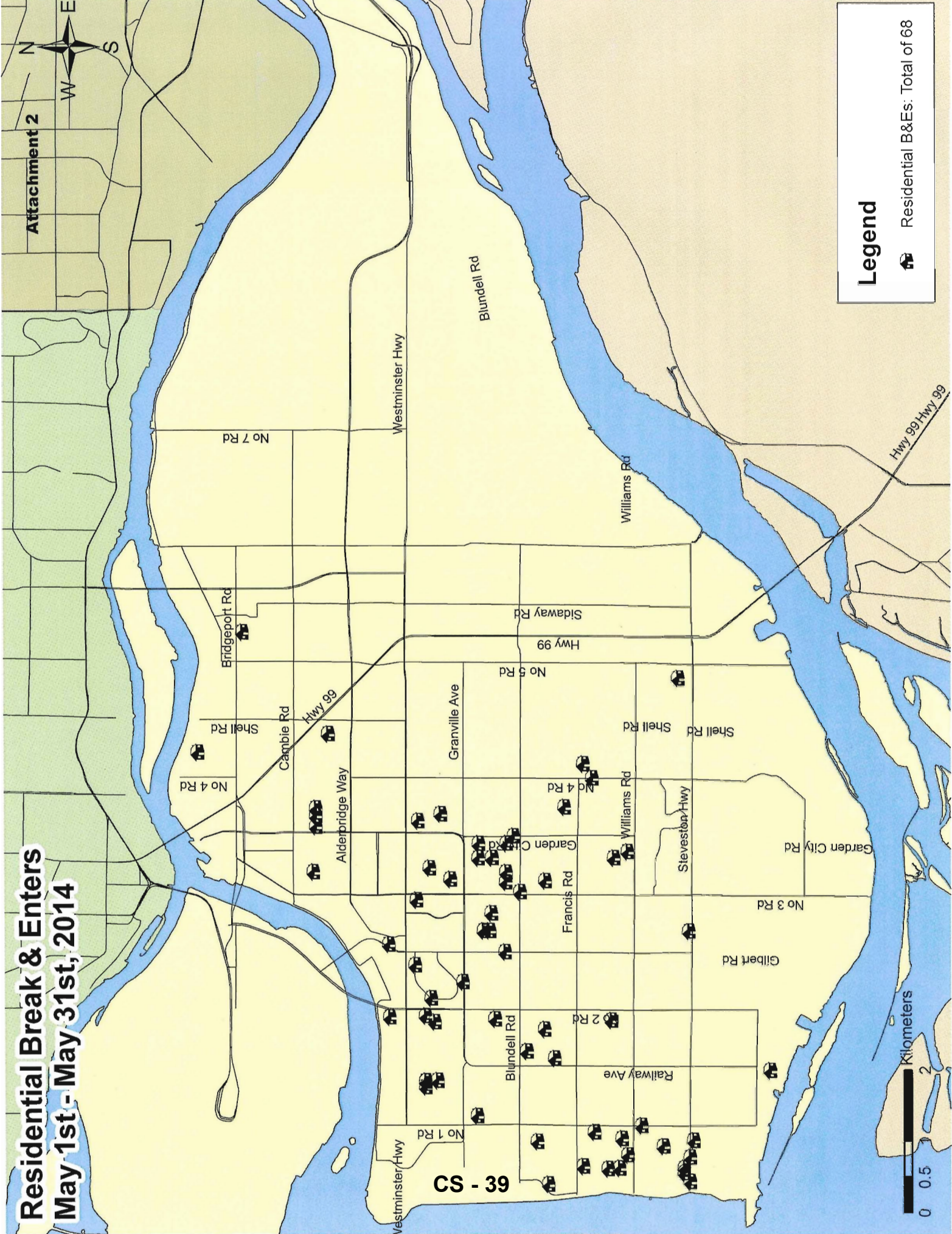


Business B&Es: Total of 30




Residential Break & Enters May 1st - May 31st, 2014

Attachment 2



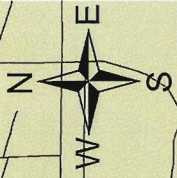
Legend

 Residential B&Es: Total of 68




Auto Theft May 1st - May 31st, 2014

Attachment 2

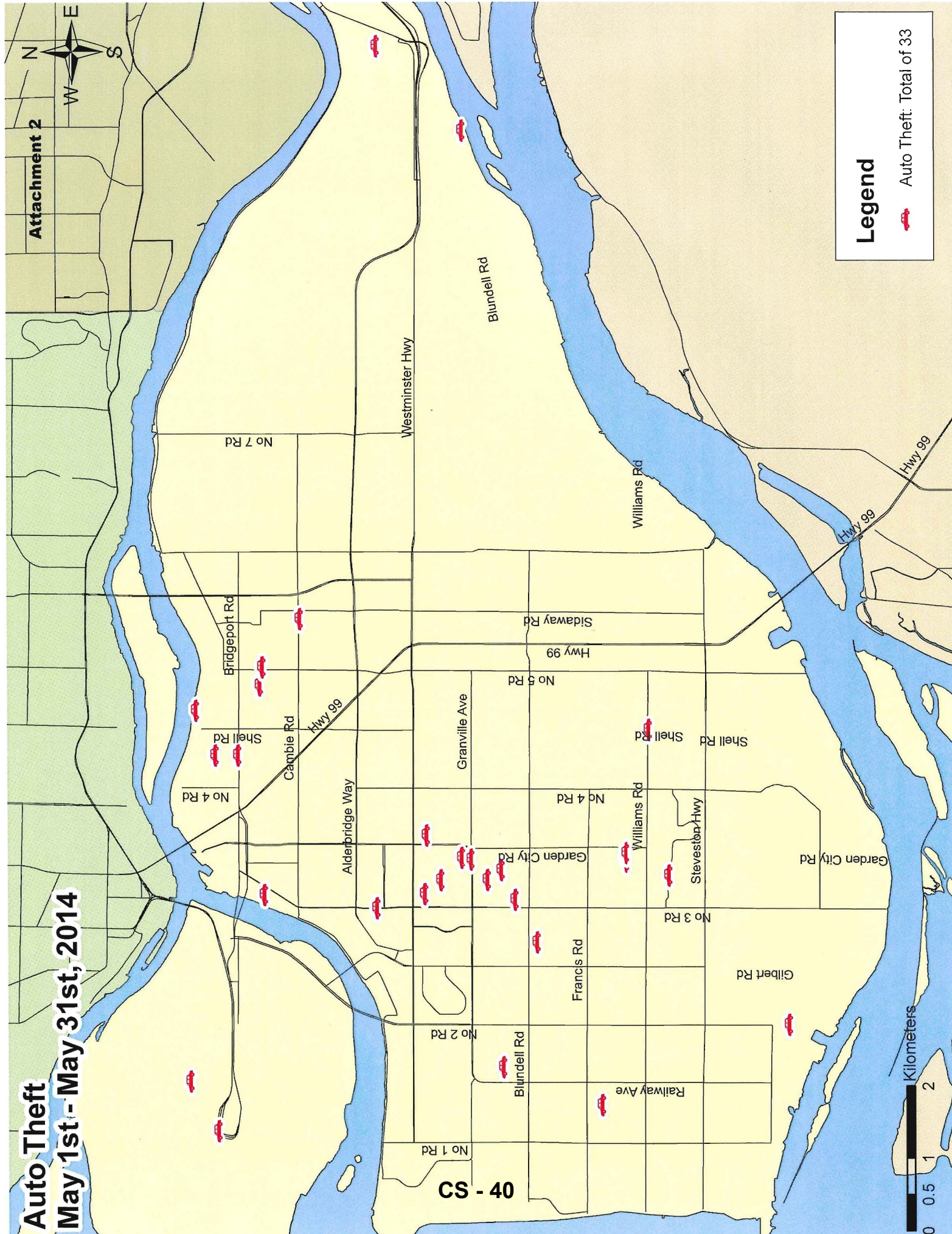


CS - 40

Legend

 Auto Theft: Total of 33

Kilometers
0 0.5 1 2

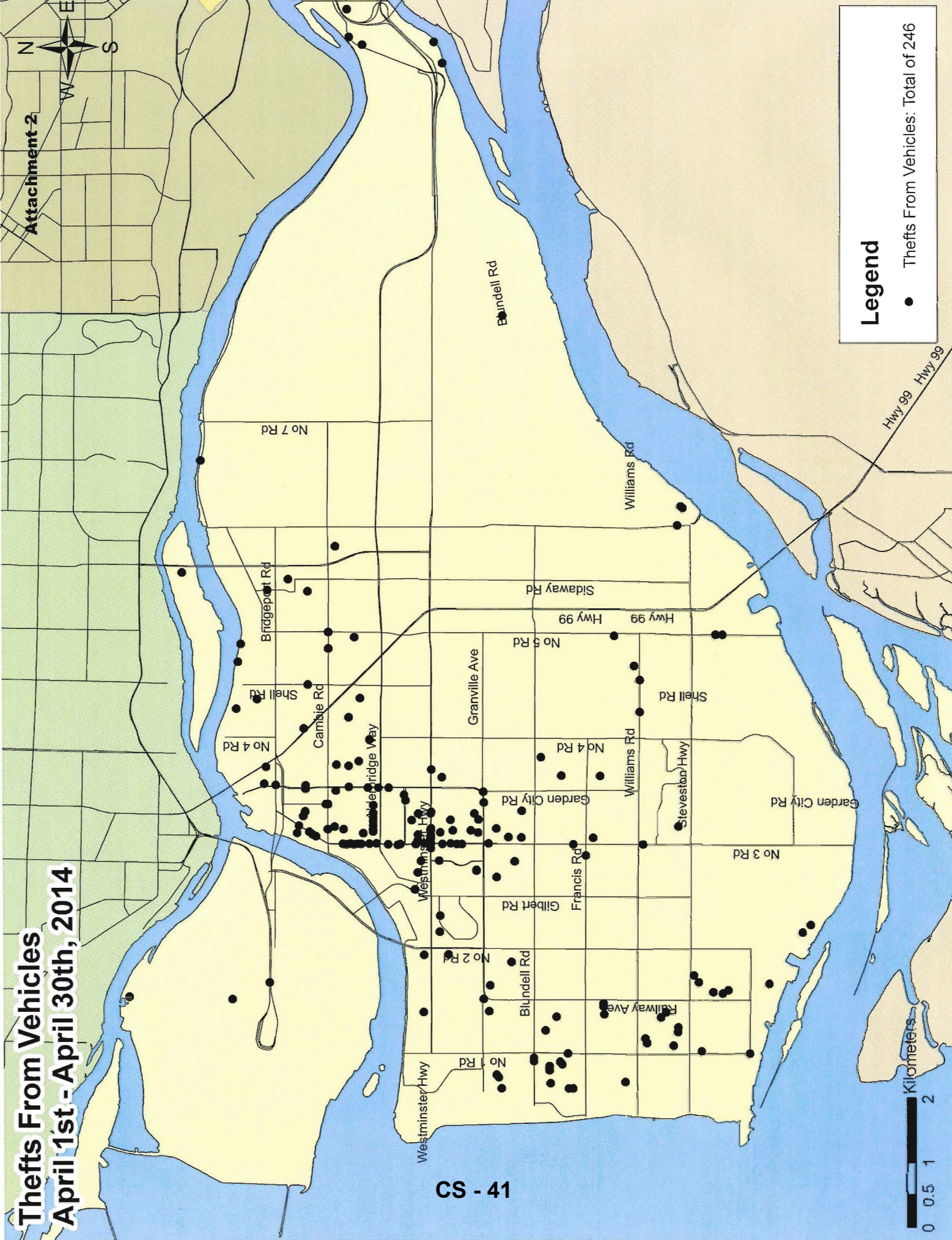


Thefts From Vehicles April 1st - April 30th, 2014

Attachment 2



CS - 41



Legend

- Thefts From Vehicles: Total of 246

