



City of Richmond

Report to Committee

To: Community Safety Committee **Date:** February 2, 2014
From: Rendall Nasset
Officer In Charge, Richmond RCMP Detachment **File:** 09-5000-01/2013-Vol
01 (14.5)
Re: RCMP's Monthly Report – December 2013 Activities

Staff Recommendation

That the report titled "RCMP's Monthly Report – December 2013 Activities" (dated February 2, 2014, from the Officer in Charge, RCMP) be received for information.

(Rendall Nasset) Superintendent
Officer In Charge, Richmond RCMP Detachment
(604-278-1212)

REPORT CONCURRENCE	
CONCURRENCE OF GENERAL MANAGER 	
REVIEWED BY STAFF REPORT / AGENDA REVIEW SUBCOMMITTEE	INITIALS:
APPROVED BY CAO 	

Staff Report

Origin

At the request of the Community Safety Committee, the Officer in Charge will keep Council informed on matters pertaining to policing in the community of Richmond.

This report supports Council's Term Goal #1: To ensure Richmond remains a safe and desirable community to live, work and play in, through the delivery of effective public safety services that are targeted to the City's specific needs and priorities.

Analysis

Below is the RCMP's Monthly Report regarding December 2013 activities.

Noteworthy Files and Activities:

Court House Closed After Phone Threat

Richmond Provincial Court House was evacuated just after 1:00pm on Thursday December 5, after an anonymous threat was phoned into 911. Police worked with the Sheriff's Department and Court Services to ensure all individuals waiting to appear could be dealt with. The roads around the court house were closed for just over six hours while three Lower Mainland Police Service dogs and their handlers cleared the building. The Court House utilized the City's incident command vehicle as a courtroom. Richmond Serious Crime unit continues to investigate to determine where the call originated from.

Pedestrian Motor Vehicle Incident

Just before 3:30pm on December 13, 2013, the Richmond RCMP was called to the scene of a pedestrian struck at the 8600 block crossing of Lansdowne Road. A male was rushed to the hospital in critical condition and eventually succumbed to his injuries. The male was not in a designated cross walk at the time of the incident. The driver remained at the scene and was cooperative with the police. Neither speed nor alcohol was a factor in the crash. Police are seeking the public's help for additional information.

Shooting on Bridgeport Road

Richmond RCMP continue to seek witnesses who may have been present when a male was shot in front of a business at the 11200 block of Bridgeport Road on December 4, 2013. The shooting victim remains in hospital being treated for injuries sustained. While the investigation is in the early stages it is believed that this was not a random act.

Serious Pedestrian Crash

Just after 11:00pm on December 20, the Richmond RCMP were called to the scene of a serious car crash involving a pedestrian. A Richmond man was crossing No. 1 Road near Blundell Road when he was struck by a vehicle. The man was rushed to the hospital with serious injuries and

has undergone surgery. The road was closed while police conducted the initial investigation. Richmond RCMP Road Safety unit and collision analysts will continue to investigate to determine what occurred. At this point there is no indication that speed was a factor in the crash. The driver of the car involved remained at the scene and is cooperating with police.

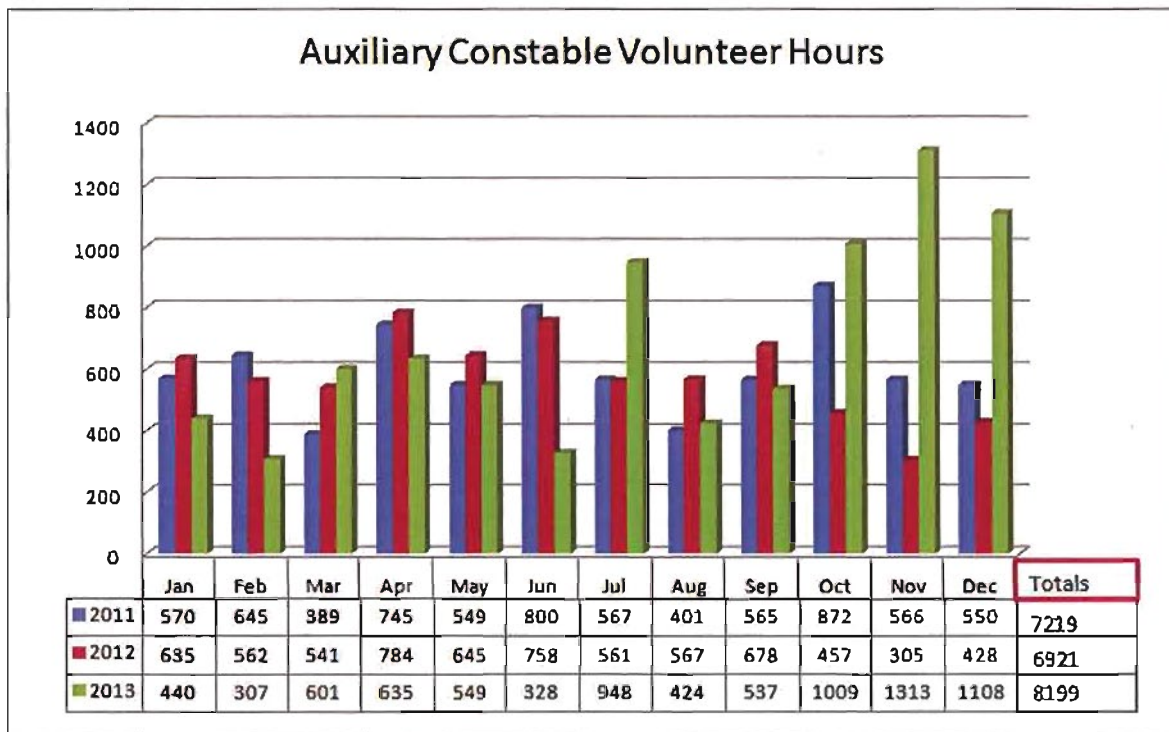
Auxiliary Constables

Total Volunteer Hours (includes community policing activities, as well as hours spent in training, court, and on ride-a-longs and call-outs):

Troop 5 (Training for new Auxiliary Constables) - The new Troop has now completed over 130 hours of training, with 200 additional hours required before graduation scheduled for April 2014. After graduating, all new Auxiliary Constables will complete a further 160 hours of on-duty field training with Senior Auxiliary Constables and Regular Members.

Figure one compares the monthly hours of service for the years 2011, 2012 and 2013.

Figure 1



There has been a shift in focus to ensure that Community Policing and Crime Prevention programs are a priority of the Auxiliary Constable program. Community Policing duties have increased significantly from 30% of the total volunteer hours in 2009 to over 70% in 2013.

Auxiliary Constable Activities for December 2013 included:

- Christmas in Steveston - provided traffic control and ensured pedestrian safety for participants of various events throughout Steveston Village
- Pedestrian Safety Initiative - provided targeted education around Canada Line stations on No. 3 Rd corridor
- DARE Program - delivered drug awareness and resistance program to grade 5 students
- Youth Squad - assisted with the training of Secondary Students participating in the RCMP Youth Squad Program
- YVR Foot Patrols - assisted travellers, and provided an enhanced police presence in and around the terminals throughout the holiday season
- Property Crime Reduction programs - assisted Property Crime Unit with ongoing programs to reduce theft occurrences in Richmond
- Onside program - escorted youth identified by the schools to professional sporting events to increase dialogue between youth and police
- School Sports events - members participated in sports events held at Elementary schools to increase communications between youth and police
- Counter-Attack - Auxiliary Constables assisted the Road Safety Unit members in deployment of Counter-Attack roadside checks throughout December

Auxiliary Constables also continue to provide assistance to Regular Members with Traffic and General Duty shifts, primarily on Friday and Saturday nights

Community PolicingBlock Watch

There were 148 letters sent to victims and their neighbours, to inform city residents that a residential break and enter had occurred in their neighbourhood, and encouraged residents to start a Block Watch group. Similarly, 5 Business Link letters were sent to Richmond businesses that experienced a break and enter during this period. Both residential and Business Link break and enter letters offer crime prevention tips and direct Richmond residents and business owners to the crime prevention web pages and encourage them to register for the email alerts.

There were 40 residential and 15 business break and enter email alerts sent this period to registered Richmond residents and businesses respectively. These emails inform home and business owners that a break and enter has occurred, provides crime prevention information and directs residents and business owners to the crime prevention web pages.

Community Police Stations

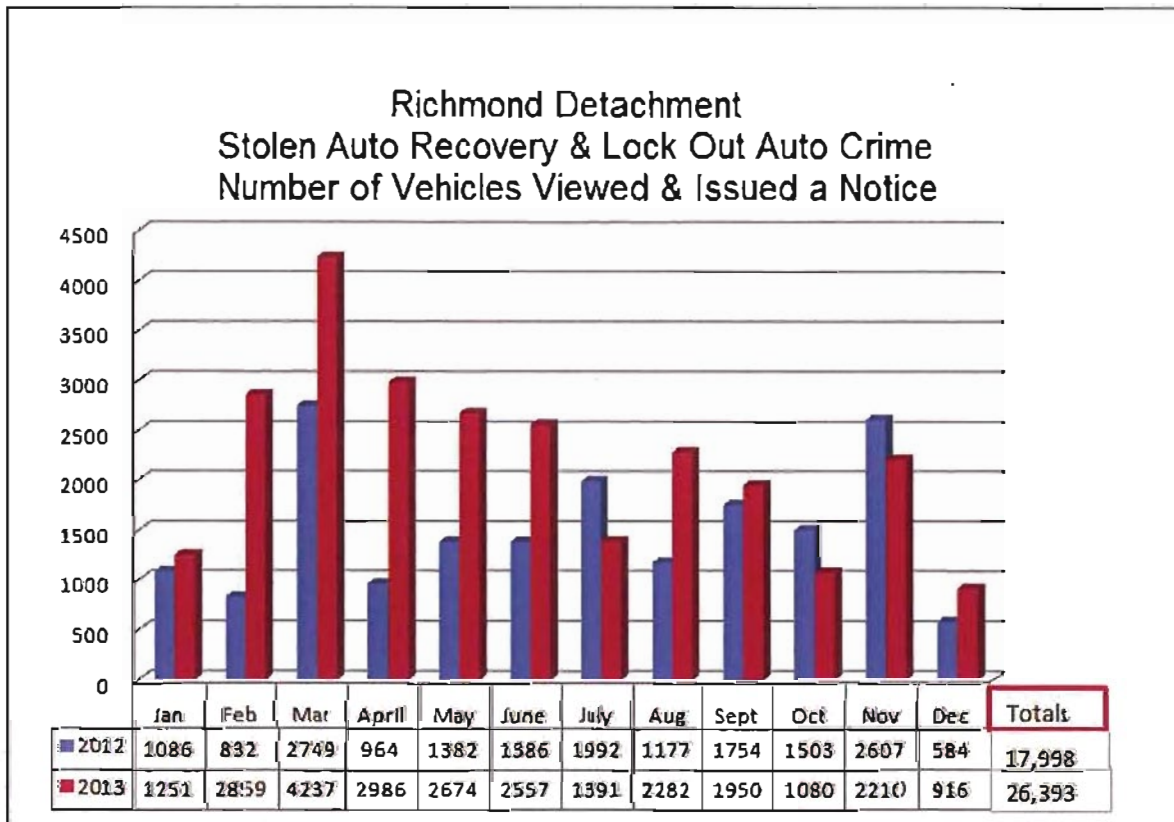
The following charts identify the activities of the Community Police Stations for the month of December.

Richmond Detachment Stolen Auto Recovery and Lock Out Auto Crime Statistics

Notices supplied by ICBC are issued by a community volunteer and left on every car in a local parking lot. The notice will have the Community Police Station name, crime prevention tips, location and date written on it as well as a list of questions that have been checked “yes” or “no”. For example:

- Does the vehicle have an anti-theft device? (e.g.: an alarm, immobilizer or steering wheel lock)
- Are there any personal belongings in plain view?
- Is the vehicle locked?
- Have all suitable steps been taken to prevent auto crime?

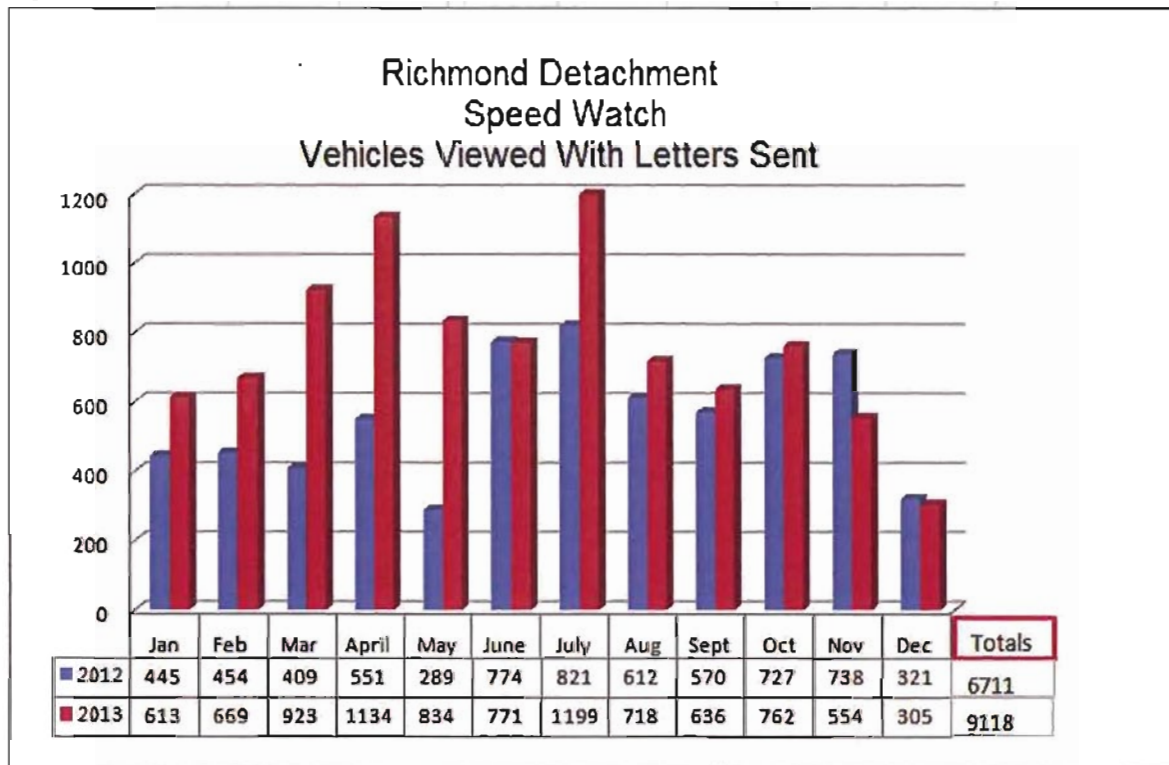
Figure 2



Richmond Detachment Speed Watch Statistics

Speed Watch promotes safe driving habits by alerting drivers of their speed in school zones and on roadways. Trained volunteers are equipped with radar and a speed watch reader board that gives driver’s instant feedback regarding their speed. Once the volunteers record the licence plate number and the speed, a letter is sent to the registered owner of the driving infraction, including, date, time, location and what the penalties would be if the driver had received a violation ticket.

Figure 3

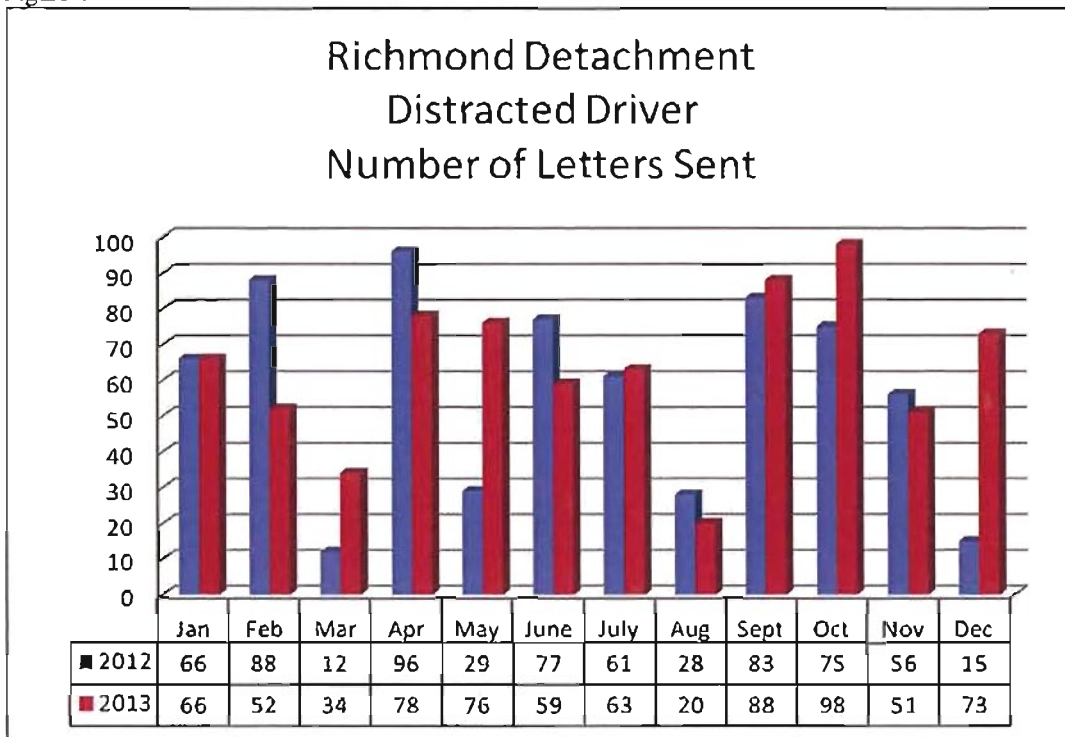


On average there has been an increase in the number of vehicles viewed, therefore an increase in the number of letters sent out regarding speeding.

Richmond Detachment Distracted Drivers Statistics

While volunteers are out doing bike/foot patrols or on Speed Watch duty, they note drivers that are on their cell phones; talking or texting, using electronic devices, reading a newspaper or putting on makeup. The registered owner of the vehicle is then sent a letter with the date, time and location. Also included in the letter is the type of driving infraction and amount of the fine had the driver received a violation ticket.

Figure 4



Community Police Volunteer Bike and Foot Patrol Program

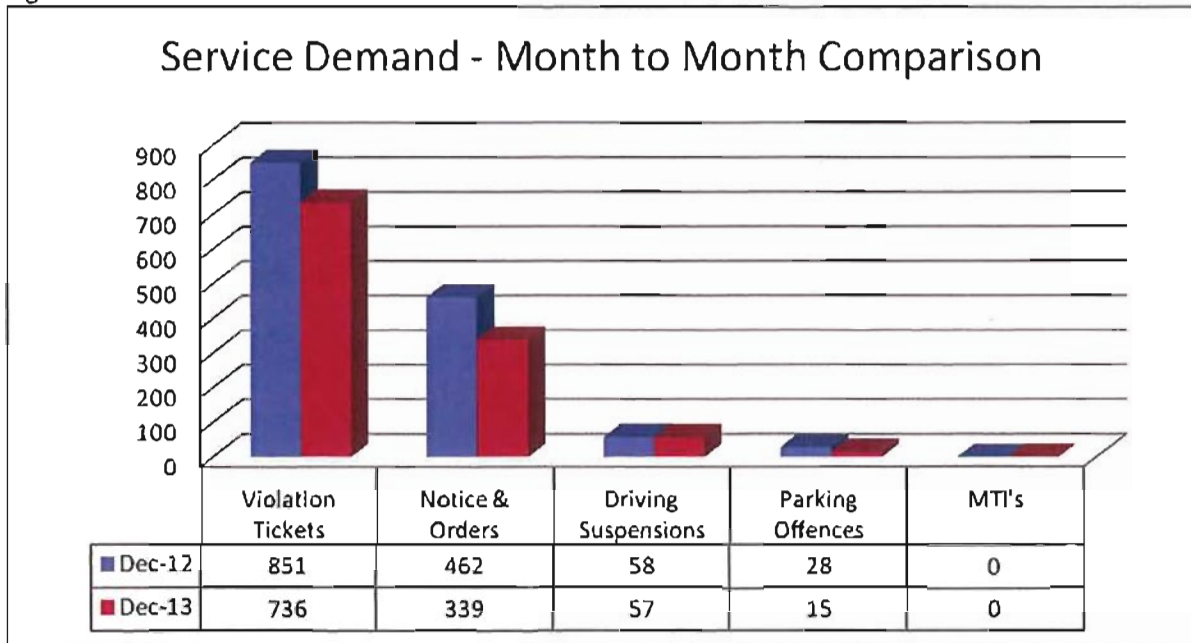
For December, there were 4 bike patrols totalling 36 hours as well as 3 foot/van patrols totalling 26 hours. The volunteers had assisted the general public with directions and general questions, witnessed minor vehicle collisions and offered assistance, reminded jaywalkers to use the crosswalks, noted any distracted drivers and used palm pilots to run licence plates to see if any vehicles were stolen. They visited local parks and schools making sure that everything was secure and looked for possible grow ops and abandoned houses.

Road Safety Unit

Road Safety Unit Service Demand – Month to Month Comparison

The chart below compares the Road Safety Unit tickets and categorized them by type for the month of December 2012 and December 2013. In December, 2012 there were a total of 1,399 tickets compared to December, 2013 which had a total of 1,147 a decrease of 11.5%. This decrease is due to fewer traffic members conducting those particular duties as they were focused on the five fatalities, and other of serious crashes that occurred in December of 2013.

Figure 5



Victim Services

From December 1, 2013 to December 31, 2013, Richmond RCMP Victim Witness Services provided services to 39 new clients in addition to the active caseload of 146 ongoing files. Victim Services attended 13 crime and trauma scenes over this period of time. Victim Services responded to a number of medical related sudden deaths as well as a number of suicides.

Crime Statistics

Crime Stats – see Appendix “A”
 Crime Maps – see Appendix “B”

Financial Impact

There is no financial impact associated with this report.

Conclusion

For the month of December 2013, policing was relatively quiet. For the New Year the Detachment will be meeting with ICBC and other policing partners to develop and strategise to reduce the number of pedestrian fatalities.

Lainie Goddard
 Manager, RCMP Administration
 (604-207-4767)



DECEMBER 2013 STATISTICS

This chart identifies the monthly totals for all founded Criminal Code offences, excluding Traffic Criminal Code. Based on Uniform Crime Reporting (UCR) scoring, there are three categories: (1) Violent Crime, (2) Property Crime, and (3) Other Criminal Code. Within each category, particular offences are highlighted in this chart. In addition, monthly totals for Controlled Drugs and Substances Act (CDSA) offences are included.

The Average Range data is based on activity in a single month over the past 5 years. If the current monthly total for an offence is above average, it will be noted in red, while below-average numbers will be noted in blue.

Year-to-Date percentage increases of more than 10% are marked in red, while decreases of more than 10% are blue. Please note that percentage changes are inflated in categories with small numbers (e.g.: Sexual Offences).

	CURRENT MONTH	5-YR AVERAGE	5-YR AVERAGE RANGE	YEAR-TO-DATE TOTALS			
	Dec-13	December		2012	2013	% Change	Change In # of Offenses
VIOLENT CRIME (UCR 1000-Series Offences)	98	132	105-160	1278	1307	2.3%	29
<i>Robbery</i>	19	11	7-15	119	88	-26.1%	-31
<i>Assault</i>	32	49	37-60	466	476	2.1%	10
<i>Assault w/ Weapon</i>	9	11	6-16	134	126	-6.0%	-8
<i>Sexual Offences</i>	1	6	1-11	43	53	23.3%	10
PROPERTY CRIME (UCR 2000-Series Offences)	647	690	622-757	8016	7286	-9.1%	-730
<i>Business B&E</i>	22	41	25-56	521	361	-30.7%	-160
<i>Residential B&E</i>	56	62	50-73	631	718	13.8%	87
<i>MV Theft</i>	27	36	26-46	319	233	-27.0%	-86
<i>Theft From MV</i>	230	203	144-262	2259	1836	-18.7%	-423
<i>Theft</i>	91	115	104-126	1488	1278	-14.1%	-210
<i>Shoplifting</i>	65	59	46-72	734	849	15.7%	115
<i>Fraud</i>	50	41	37-46	481	518	7.7%	37
OTHER CRIMINAL CODE (UCR 3000-Series Offences)	159	189	171-207	2320	2198	-5.3%	-122
<i>Arson - Property</i>	6	5	3-8	39	50	28.2%	11
SUBTOTAL (UCR 1000- to 3000-Series)	904	1011	918-1103	11614	10791	-7.1%	-823
DRUGS (UCR 4000-Series Offences)	56	71	53-89	855	872	2.0%	17

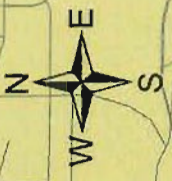
Prepared by Richmond RCMP.

Data collected from PRIME on 2014-01-20. Published 2014-01-20.

This data is operational and subject to change. This document is not to be copied, reproduced, used in whole or part or disseminated to any other person or agency without the consent of the originator(s).

Business Break & Enters December 1st - December 31st, 2013

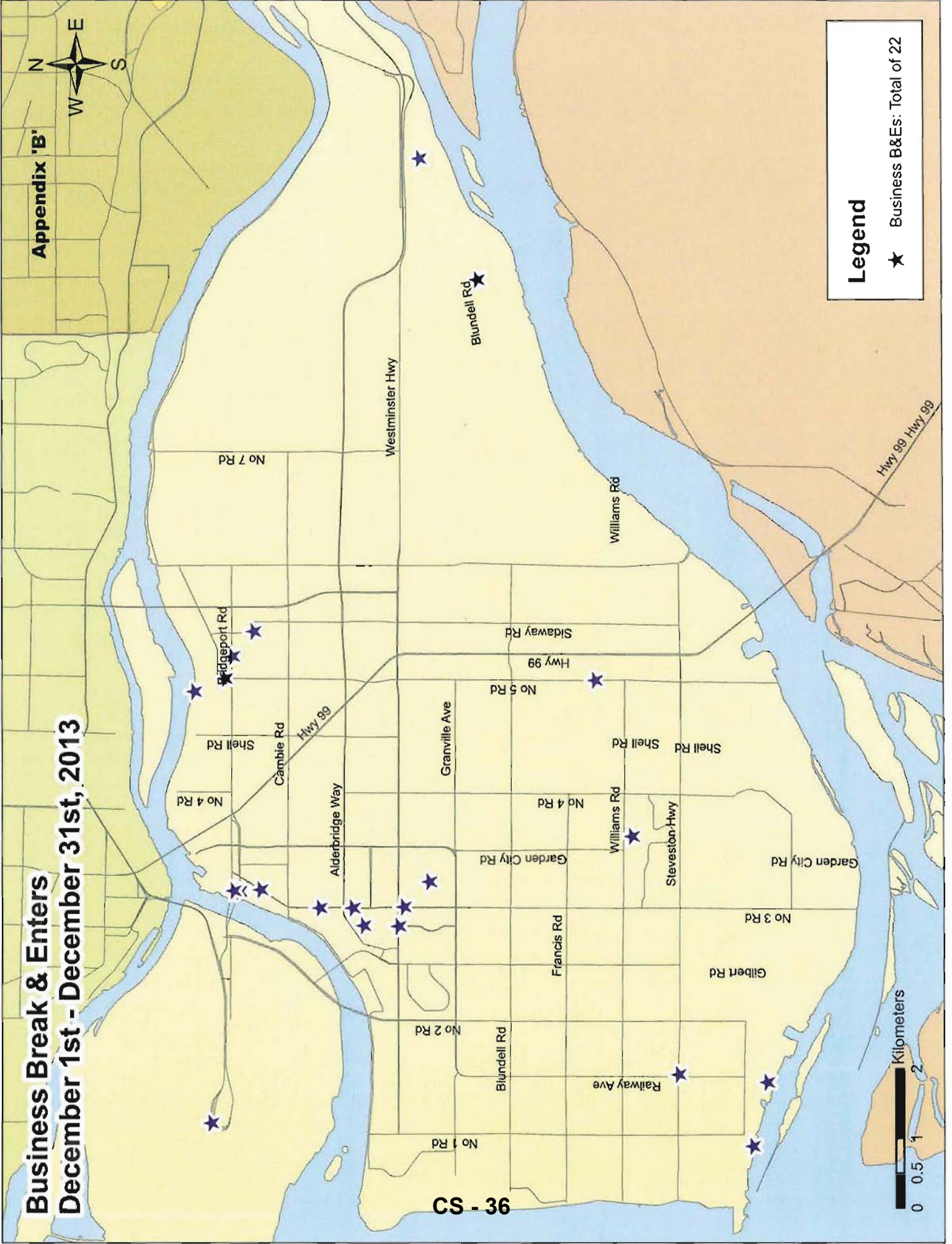
Appendix 'B'



CS - 36

Legend

- ★ Business B&Es: Total of 22




Residential Break & Enters December 1st - December 31st, 2013

Appendix 'B'

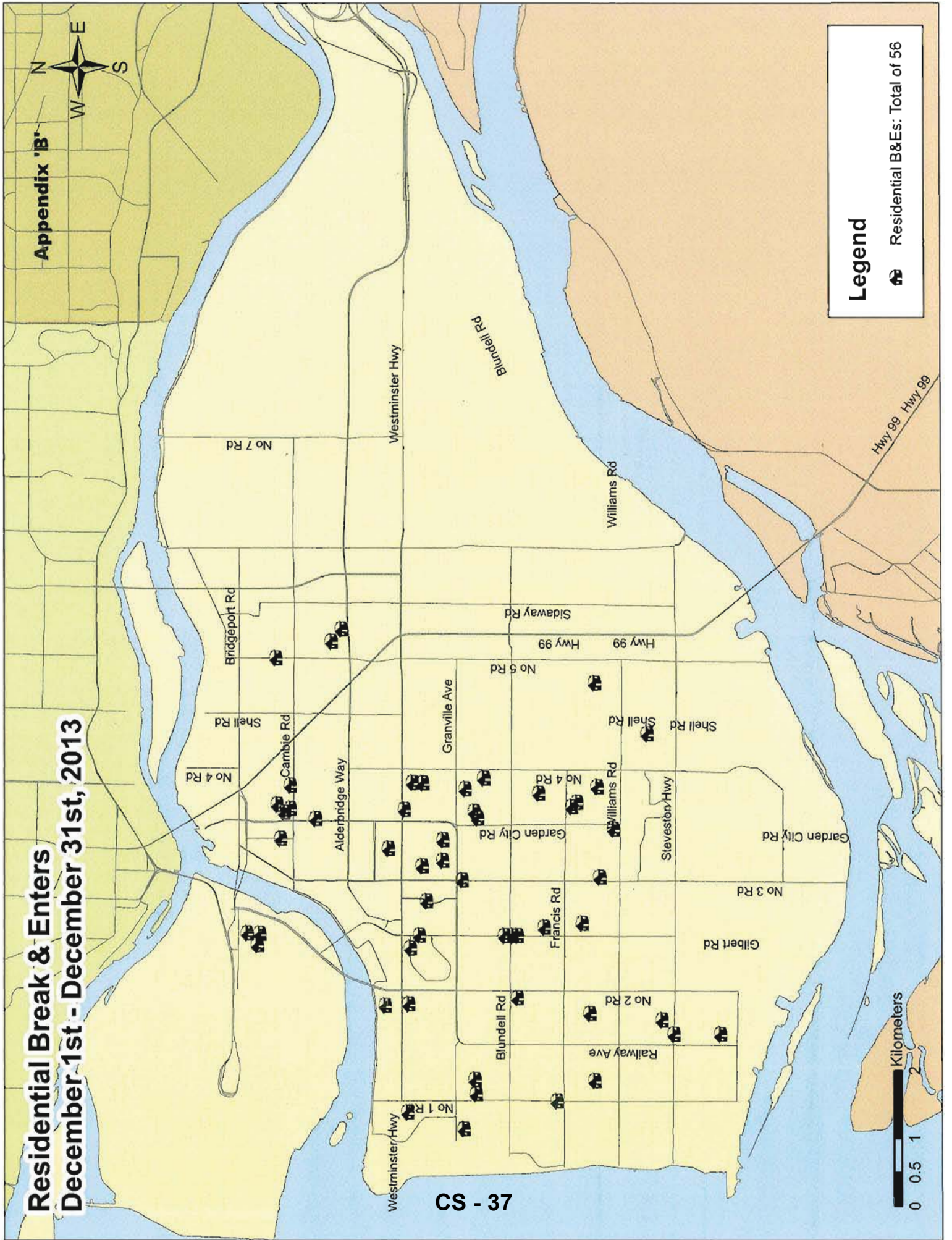


CS - 37

Legend

 Residential B&Es: Total of 56

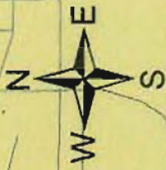
 Kilometers
0 0.5 1 2



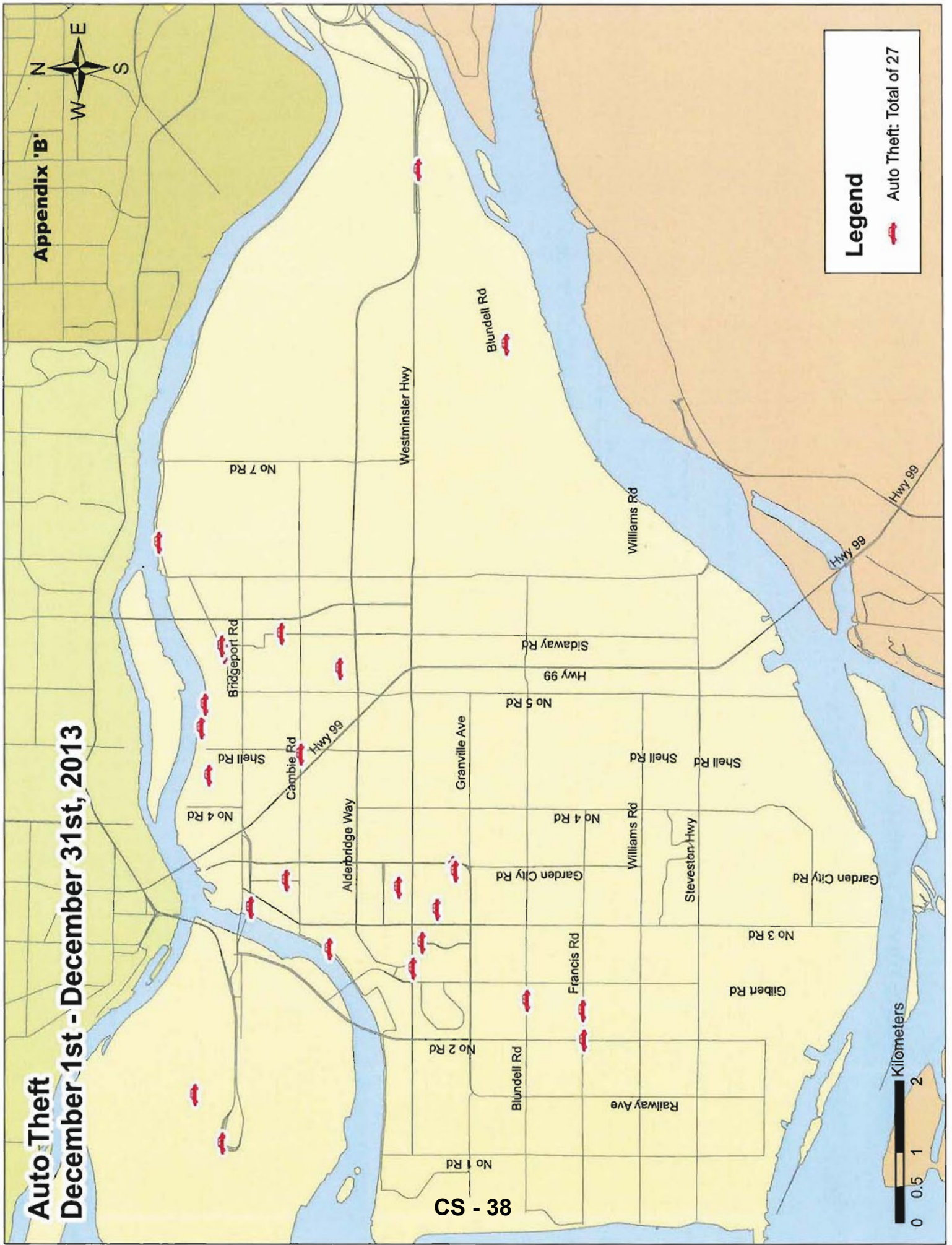
Auto Theft

December 1st - December 31st, 2013

Appendix 'B'



CS - 38



Legend

Auto Theft: Total of 27

Kilometers

0 0.5 1 2

Thefts From Vehicles December 1st - December 31st, 2013

Appendix 'B'



CS - 39

Legend

- Thefts From Vehicles: Total of 230

