



# City of Richmond

## Report to Committee

**To:** Public Works and Transportation Committee

**Date:** December 18, 2015

**From:** Victor Wei, P. Eng.  
Director, Transportation

**File:** 01-0100-20-  
RCYC1/2015-Vol 01

**Re:** Richmond Active Transportation Committee – Proposed 2016 Initiatives

### Staff Recommendation

1. That the proposed 2016 initiatives of the Richmond Active Transportation Committee, as outlined in the staff report titled “Richmond Active Transportation Committee - Proposed 2016 Initiatives” dated December 18, 2015 from the Director, Transportation, be endorsed.
2. That a copy of the above report be forwarded to the Richmond Council-School Board Liaison Committee for information.

Victor Wei, P. Eng.  
Director, Transportation  
(604-276-4131)

Att. 2

REPORT CONCURRENCE		
<b>ROUTED TO:</b>	<b>CONCURRENCE</b>	<b>CONCURRENCE OF GENERAL MANAGER</b>
Parks Services Recreation Services Sustainability	<input checked="" type="checkbox"/> <input checked="" type="checkbox"/> <input checked="" type="checkbox"/>	
<b>REVIEWED BY STAFF REPORT / AGENDA REVIEW SUBCOMMITTEE</b>	<b>INITIALS:</b> 	<b>APPROVED BY CAO</b> 

## Staff Report

### Origin

The Richmond Community Cycling Committee was formed in 1993 to allow City staff to work in partnership with the community to promote commuter and recreational cycling in Richmond. In 2013, Council approved the evolution of the Committee into the Richmond Active Transportation Committee (RATC) to reflect a broader mandate that includes skateboarding, in-line skating and low-speed scooters. The Committee provides input and feedback to the City on infrastructure projects designed for these modes and undertakes various activities in co-operation with the City that encourage, educate and raise awareness of active transportation.

This report reviews the 2015 activities of the RATC and identifies a number of initiatives for 2016 that would support its mandate to provide input and advice to the City on issues in the planning, development, improvement, and promotion of an active transportation network that supports a greater number of trips by cycling, walking and rolling.

### Analysis

The RATC undertook and participated in a number of activities in 2015 that contributed to enhanced cycling and rolling opportunities, and increased education and awareness of active transportation in Richmond.

#### Expansion and Improvement of Active Transportation Network in 2015

The City continued to add to the active transportation network in 2015, which now comprises 68 km of on- and off-street bike and rolling routes. The Committee provided feedback on the planning, design, construction, and/or improvement of the following facilities.

- *Crosstown Neighbourhood Link:*  
Construction of a paved multi-use pathway to safely accommodate two-way cycling, rolling and walking through the south end of Blundell Park between Dorval Road and Lucas Road (see Figure 1). The connection forms part of the east-west Crosstown Neighbourhood Bike Route currently under development that is aligned between Blundell Road and Francis Road and will link the Railway Greenway to the Parkside Neighbourhood Bike Route on Ash Street.
- *Green Surface Treatment in Bike Lanes:*  
Addition of green-coloured anti-skid surface complete with bike stencils within bike lanes at strategic locations where there is a higher potential for conflicts between cyclists travelling straight through and motorists needing to cross the bike lane in order to merge or make a turn. The vibrant colour is the approved national standard that is intended to highlight and raise awareness to both cyclists and motorists to watch out for each other and use caution when in the area. The green treatment



Figure 1: Off-Street Path in Blundell Park

was added within the bike lane at the following two locations: westbound Granville Avenue west of Cooney Road and westbound Westminster Highway west of No. 5 Road.

- *Railway Avenue Greenway*: Refinement of the intersection treatments and signage for this major north-south pedestrian, cycling and rolling greenway that connects Steveston with the Middle Arm Greenway. Enhancements undertaken in 2015 include the installation of additional pavement markings and signage for southbound cyclists approaching Blundell Road (see Figure 2), which will be expanded to all intersections, and the upgrade of the Railway Avenue-Steveston Highway intersection to its ultimate design (i.e., curb, gutter, sidewalk, ramps, and relocated signal poles).



Figure 2: Railway Greenway Signage & Pavement Markings

- *Westbound Granville Avenue (Minoru Blvd-Gilbert Road)*: The Committee provided feedback on potential concepts that would relocate the on-street bike lane in this roadway section to an off-street facility in order to accommodate on-street parking as part of the new buildings being constructed within the Minoru Civic Precinct. The Committee indicated a preference for a protected on-street cycling facility, which would preserve the existing mature trees and minimize conflicts between motorists, cyclists and pedestrians.
- *No. 2 Road Upgrade (Steveston Highway-Dyke Road)*: The Committee provided feedback on the functional design for this planned roadway improvement project that includes the provision of a two-way paved multi-use pathway on the east side.
- *Westminster Highway Widening (Nelson Road-McMillan Way)*: The Committee provided on-going feedback during the construction phase that helped staff ensure that cyclists were safely accommodated.
- *Spot Improvements*: Throughout the year, the Committee identified a number of minor improvements to enhance the convenience of cycling and rolling in the city. Projects completed in 2015 include:
  - Ramps: construction of three ramps to facilitate cycling and rolling access between the roadway and an off-street pathway.
  - Off-Set Gates: removal of gates from an off-street pathway to better accommodate the passage of cyclists and other users of wheeled devices.

### Promotion of Active Transportation Network in 2015

The Committee participated in the following activities in 2015 to promote cycling and other active transportation modes in Richmond.

- Bike to Work Week (May and October 2015)*: The Committee worked with organizers of this region-wide annual initiative to continue to successfully stage these events in Richmond. Region-wide, the two events again broke year-over-year records for the number of people registered online (a combined total of over 17,200 cyclists, which is a 44 per cent increase over the number of participants in 2014). A total of 543 riders who work in Richmond registered on-line for both events (up from 457 participants in 2014), and collectively logged 6,506 trips for a total distance of nearly 97,000 kilometres thereby avoiding the emission of 21 tonnes of greenhouse gases (see Figure 3). Within this group were four teams from the City of Richmond comprising 41 cyclists. Together, the City teams logged 359 trips for a total distance of 3,535 kilometres, thus avoiding the emission of 767 kilograms of greenhouse gases.

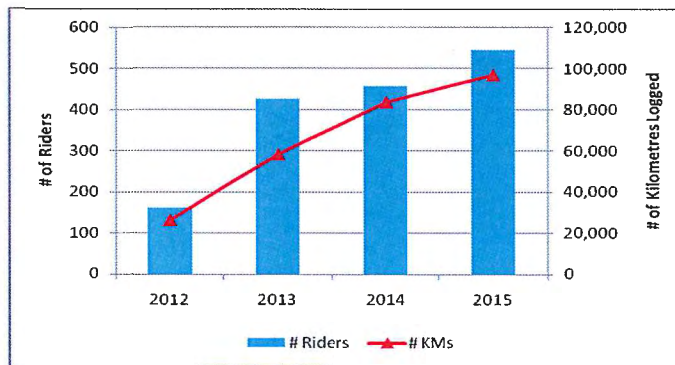


Figure 3: Participation of Cyclists who work in Richmond in Bike to Work Week

Celebration stations for cyclists were held at the Canada Line Bridge and Flight Path Park on Russ Baker Way for both the Spring and Fall events plus at Richmond General Hospital during the Fall event. Collectively, these celebration stations also logged record numbers (see Figure 4).

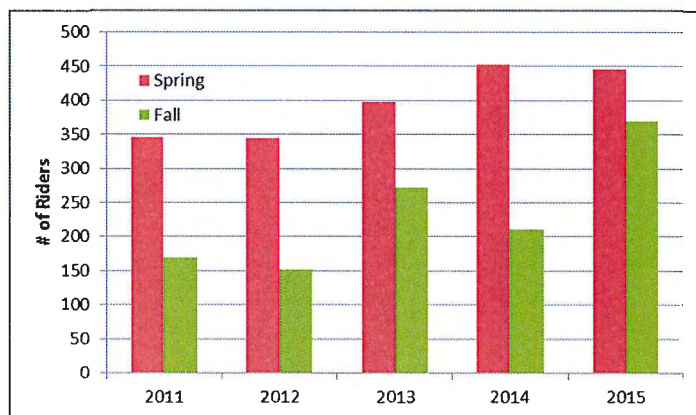


Figure 4: Cyclists Counted at Celebration Stations

- 15<sup>th</sup> Annual "Island City, by Bike" Tour (June 14, 2015)*: Each year in June, as part of regional Bike Month activities and the City's Environment Week events, the Committee and the City jointly stage guided tours for the community of some of the city's cycling routes. The 15<sup>th</sup> annual "Island City, by Bike" tour was based at South Arm Community Centre and offered short (7-km) and long (20-km) rides with escorts provided by volunteer members of the Richmond RCMP bike squad. The loops featured the nearly completed Parkside Neighbourhood Bike Route along Ash Street between Williams Road and Garden City Park. Activities included a bike and helmet safety check prior to the ride plus a barbecue lunch and raffle prize draw at the finish. The event attracted 75 cyclists of all ages and ability. Attendance at the event over the past five years has averaged 105 participants.
- All Aboard! (August 8, 2015)*: The Committee participated in this annual event held at the Steveston Interurban Tram Building, which celebrated the history of transportation in Richmond. Members provided information on how to get around Richmond in fun, safe and environmentally friendly ways.

### Active Transportation Education in 2015

The City provided funding to *HUB: Your Cycling Connection*, a non-profit organization focused on making cycling better through education and events, to operate the following cycling education courses for local residents with input from the Committee. The City's support for cycling education generates multiple benefits including increased safety, encouragement of a life-long healthy activity and sustainable mode of travel, and potential to reduce traffic congestion around schools as more students choose to ride a bike, all of which align with the City's OCP goals. Beginning in 2015, the City is eligible for a 30 per cent discount off program costs as a result of Council's endorsement in October 2014 of the City becoming a TravelSmart partner municipality with TransLink.

- *Bike to School Education for Students*: A total of 220 Grades 4 and 5 students at Quilchena Elementary School (four classes of 110 students) and Bridge Elementary School (four classes of 110 students) and a total of 220 Grades 6 and 7 students at James Whiteside Elementary School (four classes of 110 students) and Errington Elementary School (four classes of 110 students) participated in five-day bike education courses, held in co-operation with Richmond School District. The courses include in-class lessons, on-bike playground cycling safety training for younger students and neighbourhood road ride education for older youth. The courses were well received and enjoyed the enthusiastic participation of all students. Attachment 1 provides a summary of the outcomes and feedback.
- *Learn to Ride Education for Adults*: Four beginner's courses targeted to recent immigrants were held in co-operation with Immigrant Services Society of BC. A total of 43 new riders of varied immigrant backgrounds, who live in Richmond, took to the classroom, an empty parking lot, and eventually to the road to learn to ride safely and confidently on Richmond streets. Attachment 2 provides a summary of the outcomes and feedback.

### Proposed Active Transportation Network Initiatives in 2016

The Committee will provide input at the earliest conceptual stage on the prioritization, planning, design, and implementation of the following projects that expand and/or improve the network of infrastructure that can be used by active transportation modes.

- *Prioritization of Future Active Transportation Network Projects*: Following development of a preliminary list of potential initiatives, the next steps are to rank and prioritize the projects for future implementation through the City's annual capital and operating budget process.
- *Planned Active Transportation Network Expansion*: Projects include the completion of the Parkside Neighbourhood Link with the upgrade of the special crosswalk on Blundell Road at Ash Street to a pedestrian signal, further progress on the Crosstown Neighbourhood Link and additional improvements to the Railway Avenue Greenway (e.g., upgrade of the special crosswalk on Westminster Highway at McCallan Road to a pedestrian signal).
- *Cycling Network Improvement Projects*: Potential projects include localized improvements to existing on-street cycling facilities such as improved pavement markings (e.g., green painted bike lanes at potential conflict areas), additional signage, new ramps to facilitate access to off-street pathways, and installation of delineators to prevent motorists from encroaching into bike lanes.

- Planned Park, Road and Development Projects: The Committee will review additional City and external agency projects that impact existing or would incorporate new active transportation infrastructure as part of the overall project such as the George Massey Tunnel Replacement, No. 2 Road upgrade (Steveston Highway-Dyke Road), interim Lansdowne Road extension (Minoru Blvd-Alderbridge Way), Dyke Road trail and new civic facilities at Minoru Park.

#### Proposed Education and Promotion of Active Transportation in 2016

The Committee will encourage and promote active transportation as sustainable travel modes that also have significant health benefits via the following activities.

- Update of Cycling & Trails Map: Provide input into the update of the 2013 edition of the Richmond cycling and trails map that will incorporate recent improvements to the local cycling and trails network including the Westminster Highway paved off-street path between Nelson Road and McMillan Way. The new map will be distributed in early 2016 to community centres, libraries and other civic facilities as well as handed out at various City events.
- 16<sup>th</sup> Annual "Island City, by Bike" Tour: Assist in the planning, promotion and staging of the fifteenth annual bike tour of Richmond during Bike Month in June 2016, which is set for Sunday, June 12<sup>th</sup> at Cambie Community Centre. Both the long and short routes will utilize portions of the Bath Slough Trail and the on-street bike lanes on Jacombs Road to raise community awareness of the neighbourhood facilities that support walking, cycling and rolling activities.
- Bike to Work & School: Assist in the planning, promotion and staging of this region-wide event during May and October 2016, which includes the provision of celebration stations for cyclists.
- Bicycle Education for Students and Adults: In co-operation with HUB, the Richmond School District and a variety of community agencies to expand the delivery of safe cycling education courses to additional elementary schools and recent immigrants in Richmond.
- Promotion of Active Transportation Network: Continue to participate in City events related to health and transportation to raise the awareness of new active transportation facilities both locally and regionally. Continue to provide education and awareness notices regarding active transportation in the City Page and continue to update, revise and enhance related information on the City's website and Facebook site.

#### **Financial Impact**

None.

#### **Conclusion**

The Richmond Active Transportation Committee continues to build its diversity of users' experience to support its broader mandate that includes other rolling transportation modes and now has the participation of members who have a specific perspective on wheelchair/scooter

December 18, 2015

- 7 -

users and in-line skating. The Committee's proposed 2016 initiatives would continue efforts to further encourage greater and safer use of active transportation modes in Richmond, which in turn will support progress towards meeting the City's target for the reduction of greenhouse gas emissions as well as the travel mode share targets of the City's Official Community Plan.



Joan Caravan  
Transportation Planner  
Staff Liaison to Richmond Active  
Transportation Committee  
(604-276-4035)



Kevin Connery  
Park Planner  
Staff Liaison to Richmond Active  
Transportation Committee  
(604-247-4452)

Att. 1: Summary of 2015 Bike to School Program Results

Att. 2: Summary of 2015 Learn to Ride Bike Education Program Results



## 2015 Bike to School Program in Richmond

The City of Richmond's Sustainability Group matched Richmond Engineering's funding for HUB Bike to School courses in 2015, so we were able to deliver two Learn2Ride courses and two Ride the Road courses, providing positive impact for approximately 110 students in each of four schools.

### Richmond Bike to School Outcomes

- **448 Richmond students** completed a HUB cycling course in 2015
- Student cycling **increased from 11-20 to 20+** daily at Quilchena Elementary
- Bridge Elementary reported an **increase from 0-2 to 3-5** students cycling daily



### Learn2Ride Courses:

- **Bridge Elementary:** delivered to four classes of grade 4 and 5 students. May 5, May 11.
- **Quilchena Elementary:** delivered to four classes of 4 and 5 students. June 2, June 9.

### Ride the Road Courses:

- **Errington Elementary:** instruction to four classes of grade 6 and 7 students. April 13-14, April 21-23.
- **James Whiteside Elementary:** instruction to four classes of grade 6 and 7 students. June 1-3, June 8, June 10.

### Ride the Road Course Teacher Feedback

"Well done for creating and running such an educational and valuable program for students; we'd like to run it at our school every year! Thanks to the instructors for going out of their way to fix bikes and help students gain more confidence about their bike riding skills. Please note that the teachers have seen many more students ride their bicycles to school since having the program here." – Errington Elementary

"We received lots of positive comments from the parents and they were happy that the students were learning how to ride their bikes safely, as well as that they learned about the rules of the road, in addition to bike maintenance" – Errington Elementary

"Our school has a goal of increasing health both through exercise and nutrition. HUB goals of getting kids on bikes was right along the same lines as we have been trying to teach." - James Whiteside Elementary





**Richmond Ride the Road Student Survey Results**

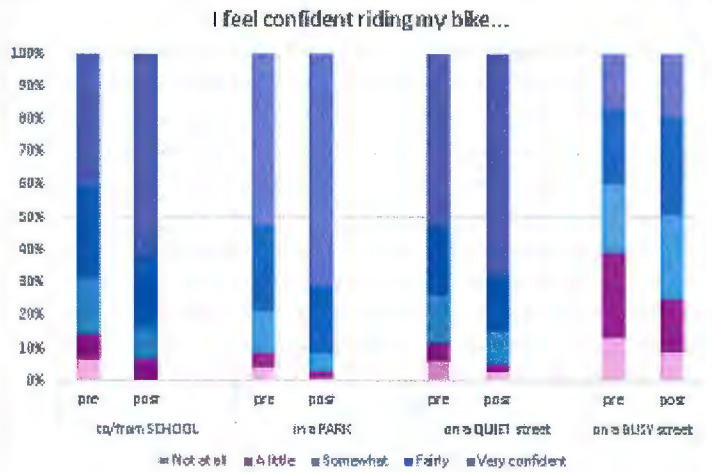
**56%** of students said they were more likely to ride a bike after the course

**75%** of students said the course was effective in teaching them bike safety skills

**4%** of students say they have never ridden a bike prior to the course – on par with the regional average of 3%

Students reported a **24%** increase in riding after the course

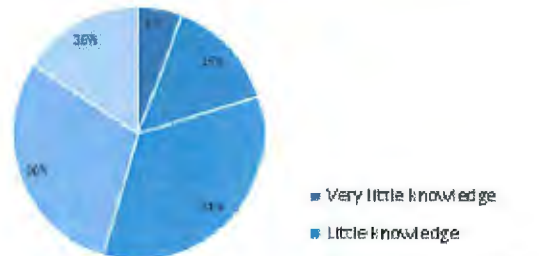
Increased confidence in all 4 scenarios



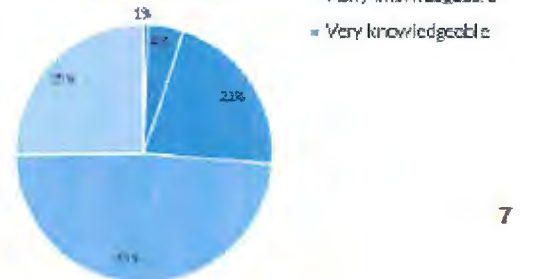
**What stops you from riding a bike? Students' top 5 responses**

- 57%** Bad weather
- 55%** Travel mostly by car
- 48%** Not enough time
- 39%** Traffic dangers
- 28%** Parents won't let me

**How would you rate your cycling knowledge? Pre-course**



**Post-course**





## **HIGHLIGHTS: HUB 2015 Bike Education results in Richmond**

**43 immigrant newcomers** to Richmond completed a HUB Cycling Immigrant Learn to Ride course during August and September 2015.

**ISSofBC, SUCCESS and Richmond Multicultural Community Services** referred settlement service clients who would benefit from the course.

**ISSofBC staff stepped forward** to coordinate course recruitment, provide classroom space, and assist with course delivery.

HUB organized courses for groups of newcomers who have never ridden before (Level 1), and groups who have prior cycling experience (Level 2).

### ***All immigrant newcomer course participants (Levels 1 and 2):***

- Developed their ability to balance, pedal, steer and brake on a bicycle
- Built their basic cycling skills including straight-line riding, turning, braking, shoulder checks, and hand signals

### ***Immigrant newcomers with prior cycling experience (Level 2):***

- Learned about the Canadian road use context, specific traffic law (BC Motor Vehicle Act) and how insurance applies to cycling
- Gained knowledge about urban cycling infrastructure and safety equipment
- Became familiar with various types of cycling gear including clothing, helmets, lights and reflectors, cargo carriers, tools and rain gear
- Understood the dynamics of bike storage, security, and theft prevention
- Learned how to assess their bike's condition, and make basic adjustments to keep their bike operating well
- Built practical urban cycling and collision avoidance skills in a group ride setting
- Found out about the most useful Metro Vancouver cycle route planning resources and how to use them
- Assessed their individual course learning outcomes through applied road and written tests.



## Feedback from ISSofBC Staff and Course Participants

*Hello Scout and HUB team*

*Thank you very much for the wonderful Cycling workshops that you conducted in August and September for our clients. It was extremely useful and we are getting very positive feedback from participants. For ISSofBC's clients it was not only workshop but it was also wonderful networking opportunity and learning about Canadian culture.*

*Your team is very knowledgeable, approachable and have very positive attitude which is very important for clients. Many commented that there was good interaction between the participants and HUB staff, who were receptive to all questions and able to adapt to different English levels. Here are some quotes from survey that we did:*

*"My fear of driving on roads with heavy traffic is disappeared"*

*"Thanks for giving me this opportunity. Everybody in Canada needs to learn cycling and be able to cycle safely in beautiful places of BC and be integrated into Canadian culture."*

*"I learned so many practical tips that helps me to bike and enjoy",*

*"HUB's professional staff did a good job teaching biking skills. I tried to learn for months on my own some years back, but I got nowhere near I am now. I truly appreciate the autonomous approach in learning how to cycle. I was allowed to learn at my own pace, and challenged in a specific way that I challenged myself too. I was not asked to do more than what I was willing to do; this actually helped settle my apprehensions and fears."*

***Congratulations HUB team! WELL DONE AND WELL ORGANIZED!!***