



City of Richmond

Report to Committee

To: Community Safety Committee

Date: June 9, 2023

From: Jim Wishlove
Fire Chief

File 09-5140-01/2023-Vol
01




Re: Richmond Fire-Rescue Monthly Activity Report – May 2023

Staff Recommendation

That the staff report titled “Richmond Fire-Rescue Monthly Activity Report – May 2023”, dated June 9, 2023, from the Fire Chief, be received for information.

Jim Wishlove
Fire Chief
(604-303-2715)

Att. 1

REPORT CONCURRENCE	
CONCURRENCE OF GENERAL MANAGER 	
SENIOR STAFF REPORT REVIEW	INITIALS: 
APPROVED BY CAO 	

Staff Report

Origin

This report supports Council's Strategic Plan 2022-2026 Focus Area #3 A Safe and Prepared Community:

Community safety and preparedness through effective planning, strategic partnerships and proactive programs.

Analysis

Emergency Programs

On May 17, staff hosted key internal and external City partners for a seasonal readiness meeting to reorient all participating agencies on the City's Extreme Heat and Poor Air Quality Operations Plan. The opportunity allowed all parties to collectively review and update procedures and contacts so the City is fully prepared to manage future heat events and other joint operational responses.

Staff presented at the Safety and Security Fair at Aberdeen Mall and the City's Public Works Open House as part of National Emergency Preparedness Week activities. At both events, staff promoted the importance of emergency preparedness by sharing educational materials in various languages. Community residents learned about emergency equipment and other items to add to their home emergency kits, in addition to being encouraged to sign up for the Richmond BC Alert emergency notification system.

Public Outreach & Education

In May 2023, staff facilitated outreach events to provide educational opportunities to the community, including fire hall/vehicle tours for Blair Elementary, Pythagoras Academy, Offer Bahn Post Secondary, McNeely Elementary and Cook Elementary. Staff also participated in large community events for Public Work's Project WET and Open House events in addition to Kwantlen Polytechnic University's Community Day.

Internal Staff Training

In May 2023, staff delivered in-house fire training, educational activities and programs including an incident safety officer training session, live-fire burn building technician training, fire prevention training for new and upcoming fire officers, and live fire training.

Emergency Response

One of the City's emergency response goals is to arrive on scene in time and with enough resources to contain a fire to the room of origin. The room of origin standard is especially important in terms of fire loss and damage, which can be reduced when a fire is contained to the room of origin. Meeting this standard also assists in mitigating loss of life, reduction of property damage and protection of the environment. In May 2023, there were 988 reported incidents of all

types, representing an overall increase of 11 per cent in incidents from May 2022 to May 2023 (Table 1).

	Incident Totals May (2023)	Incident Totals May (2022)	Number Change from May 2022 to 2023	Percentage Change from May 2022 to 2023	5 Year Average for May
Alarm Active - No Fire	160	130	+30	+23	127
Explosion	1	0	+1	+100	0
Fire	47	31	+16	+52	41
Hazardous Materials	6	8	-2	-25	6
Medical	541	508	+33	+6	358
Motor Vehicle Incident	73	59	14	+24	65
Public Hazard	10	10	0	0	10
Public Service	79	92	-13	-14	72
Response Cancelled/Unfounded	65	50	+15	+30	54
Specialized Transport	6	1	+5	+500	2
Technical Rescue	0	0	0	0	0
Total	988	889	+99	+11	735

The average time on scene in May 2023 for emergency response crews was 33 minutes, which is higher than the number recorded in 2022: 32 minutes. The time spent on scene can vary due to the nature and severity of each incident.

In May 2023, there were 47 fire incidents reported to the Office of the Fire Commissioner, representing a 52 per cent increase from May 2022. The average number of fires reported each May over the last five years is 41.

Fire damage and property losses during May 2023 are estimated at \$205,670. This total includes \$184,520 for building/asset loss and \$21,150 for content loss. The total building/asset and content value at risk is estimated to be \$73,437,650 and the total value preserved from damage was \$73,231,980. These numbers translate to 99 per cent of value protected (Table 2), which is higher than the value observed in 2022: 98 per cent.

Incident Type Breakdown	Incident Volume	Estimated Building/Asset Value (\$)	Estimated Building/Asset Loss (\$)	Estimated Content Value (\$)	Estimated Content Loss (\$)	Estimated Total Value Preserved (\$)
Residential: Single family	5	2,033,000	45,500	200,100	100	2,187,500
Residential: Multi family	6	26,878,000	12,000	1,050	1,050	26,866,000
Commercial/Industrial	4	42,673,000	92,020	30,000	20,000	42,590,980
Outdoor	32	1,622,500	35,000	-	-	1,587,500
Vehicle/Vessel	-	-	-	-	-	-
Totals*	47	73,206,500	184,520	231,150	21,150	73,231,980

* The dollar losses shown in this table are preliminary estimates. They are derived from RFR's record management system and are subject to change due to delays in reporting and confirmation of actual losses from private insurance agencies (as available).

Significant Events

Emergency response crews minimized harm, limited damage and stopped fire spread from the place of origin and performed life-saving interventions in these notable May 2023 incidents:


- **May 14, 2023 – Motor vehicle incident on Westminster Highway.** Emergency crews responded to a vehicle in a ditch on Westminster Highway, with possible trapped occupants. Emergency crews arrived to find a car in the ditch laying on the driver's side with one uninjured occupant inside. The occupant was removed from the vehicle. There were no other injuries reported to the public or RFR staff.
- **May 15, 2023 – Residential fire on Mayflower Drive.** Emergency crews responded to a structure fire on Mayflower Drive. On arrival, crews discovered smoke coming from the front soffit area and declared the event a working fire. Crews worked their way to the second floor and made entry to the attic space. Crews systematically worked their way through the attic area to find and extinguish the fire. All of the fire was extinguished and crews checked for hot spots. A fire investigator attended the scene. There were no reported injuries to the public or RFR personnel. No occupants were displaced.
- **May 23, 2023 - Residential fire on Blundell Road.** Emergency crews responded to a structure fire on Blundell Road. On arrival, crews saw visible flames and smoke from the second floor. Crews attacked and quickly extinguished the fire. Crews then carried out search and ventilation operations. There were no reported injuries to residents or RFR personnel. A Fire investigator attended the scene. The house was not habitable and arrangements were made to provide accommodations to the two displaced tenants through the Emergency Support Services (ESS) plan.
- **May 27, 2023 - Motor vehicle incident on No. 9 Road.** Emergency crews responded to a train and truck incident at a rail crossing on No. 9 Road. Upon the crew's arrival, the truck driver was out of the vehicle. Upon impact, the train had moved the truck approximately five feet from the intersection. Additional crews, including the Hazardous Materials vehicle, were dispatched to address fuel leaking from the truck. Emergency crews remained on scene to work with CN Rail, Lafarge and RCMP to have both the train and truck removed. There were no injuries reported to the public or RFR personnel.

Financial Impact

None.

Conclusion

Richmond Fire-Rescue continues to monitor activities to identify and create programs to respond to emerging trends.



Jim Wishlove
Fire Chief

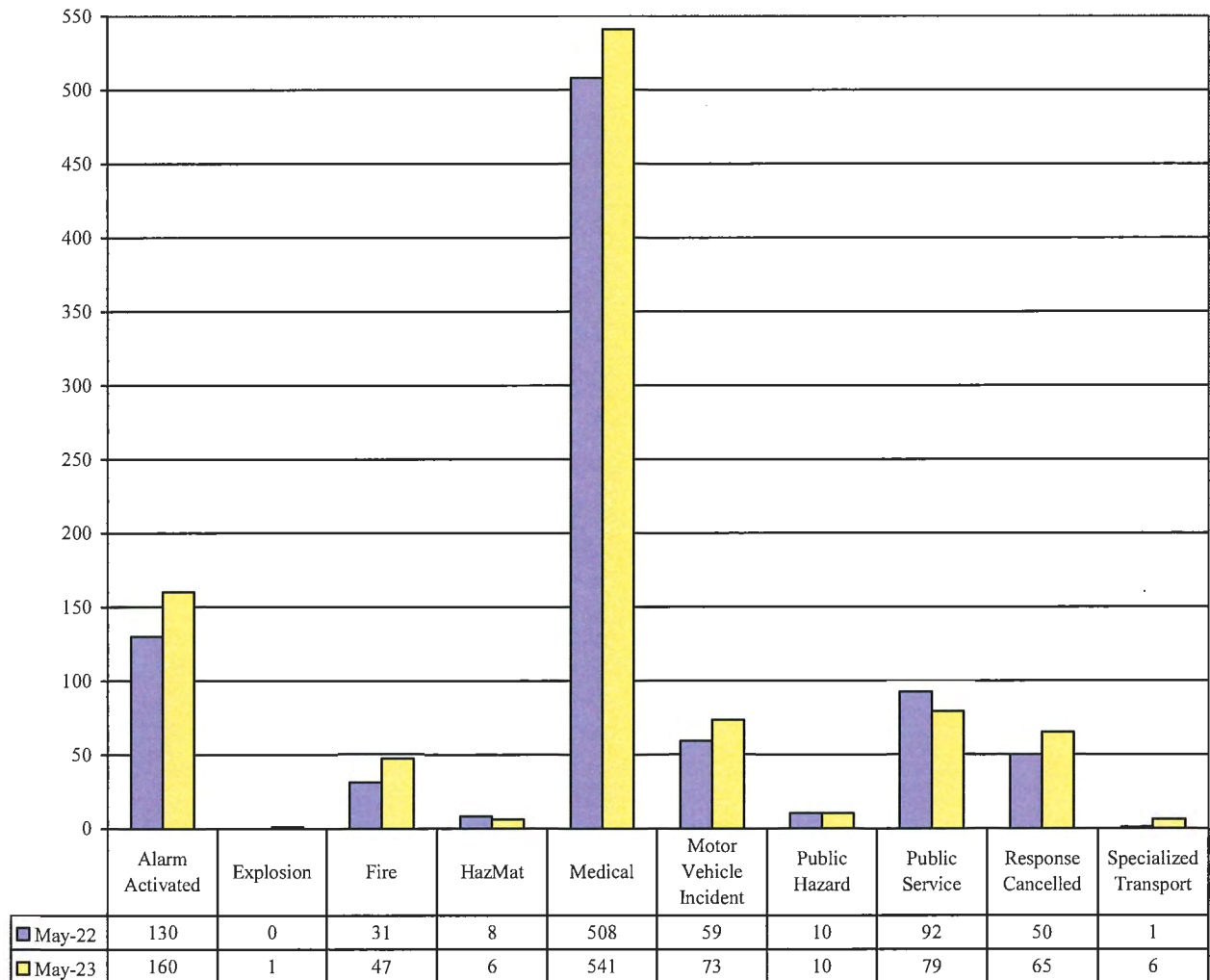
(604-303-2715)

Att. 1: Suppression Activity, including location of May's Fire, Medical and MVIs

Incident Volumes

The following chart provides a month-to-month comparison regarding incidents occurring in May 2022 and 2023. In May 2023, there were 988 incidents, compared to 889 in May 2022. This represents an overall increase of 11 per cent.

Table 3: May 2022 & May 2023 Incident Volumes



Incident Type Legend:
HazMat: includes fuel or vapour; spills, leaks, or containment
Medical: includes: cardiac arrest, emergency response, home or industrial accidents
Public Hazard: includes: aircraft emergency, bomb removal standby, object removal, or power lines down
Public Service: includes: assisting public, ambulance or police, locked in/out, special events, trapped in elevator, water removal

First Responder Totals

Medical first responder incidents comprised 55 per cent of the total emergency responses for RFR during the month of May 2023. A detailed breakdown of the medical incidents for May 2022 and 2023 is set out in the following table by sub-type. There were 541 medical incidents in May 2023 compared to 508 in May 2022, an increase of 6 per cent.

Table 4a: May 2022 & May 2023 Medical Calls by Type

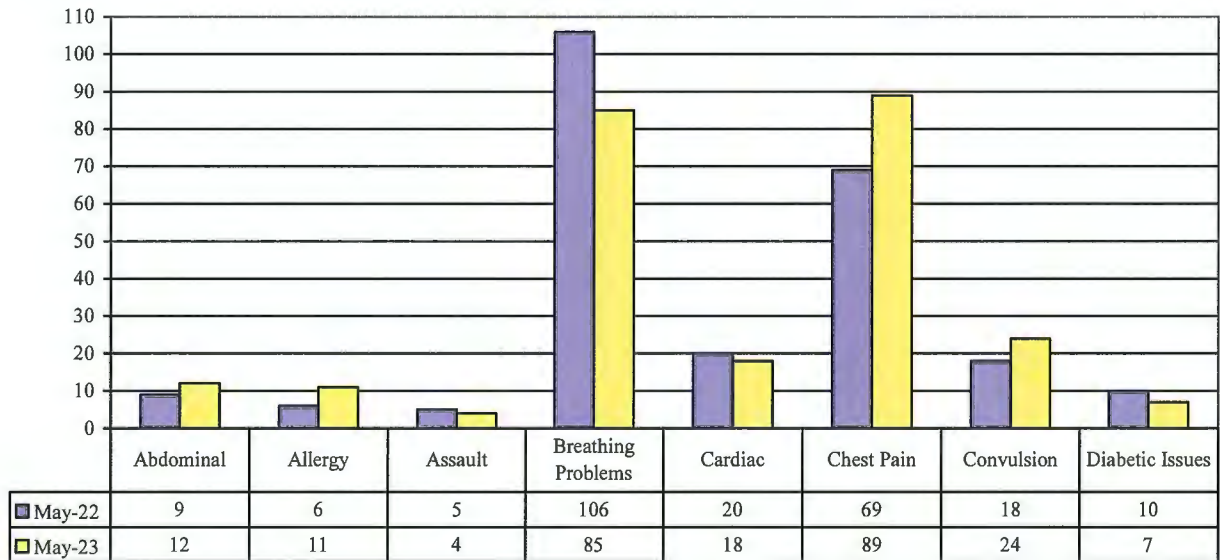
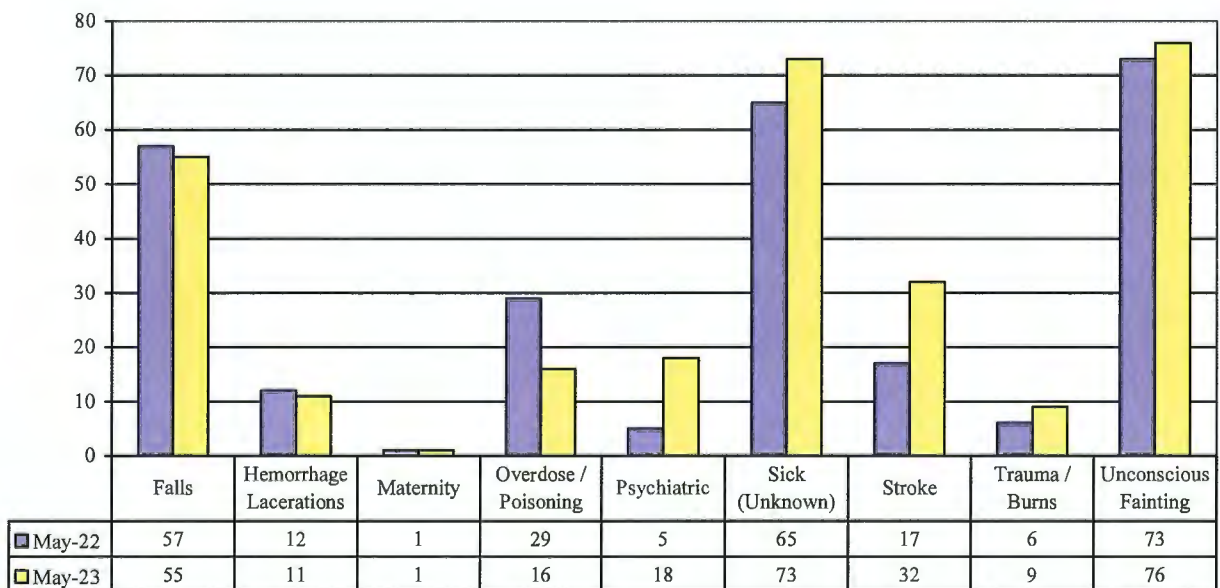


Table 4b: May 2022 & May 2023 Medical Calls by Type



The following chart provides the overdose / poisoning incident volume breakdown for May 2023.

Table 4c: Overdose / Poisoning Incidents By Type – May 2023	
	Details
Opioids	7
Other Miscellaneous Drugs	3
Alcohol	1
Unknown (No patient contact / BC Emergency Health Services staff on scene)	5
Totals	16

In May, out of 16 total overdose / poisoning calls, 7 were located outdoors and 9 were located in a commercial property or residence.

The following charts provide total incident volumes on a year-to-year comparison in May from 2014 to 2023.

Table 4d: Total Fire Calls for Service in May from 2014 to 2023

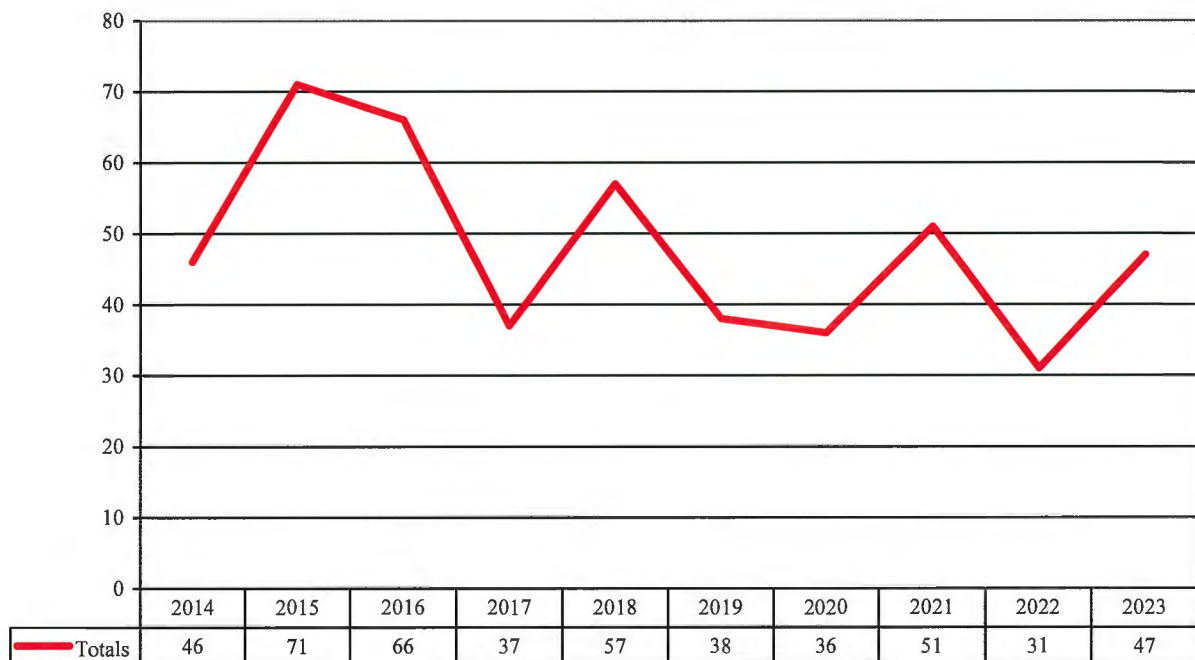


Table 4e: Total Medical Calls for Service in May from 2014 to 2023



Changes to BC Emergency Health Services Clinical Response Model dispatch system (2017-2018)

Start of pandemic

Fire Investigations

The fire investigation statistics for May 2023 are listed below:

Table 5: Total Fire Investigation Statistics – May 2023			
	Suspicious	Accidental	Undetermined
Residential - Single-family	1	3	1
Residential - Multi-family	1	3	2
Commercial/Industrial	1	3	0
Outdoor	11	17	4
Vehicle	0	0	0
Totals	14	26	7

Richmond Fire-Rescue investigators report all suspicious fires to the RCMP, while working alongside RCMP staff to address potential risks to the community.

Hazardous Materials

Table 6: Hazardous Materials Incidents By Type – May 2023	
	Details
Gasses (Natural / Propane)	6
Totals	6

Figure 1: Location of reportable fires attended in May 2023 (total 47)

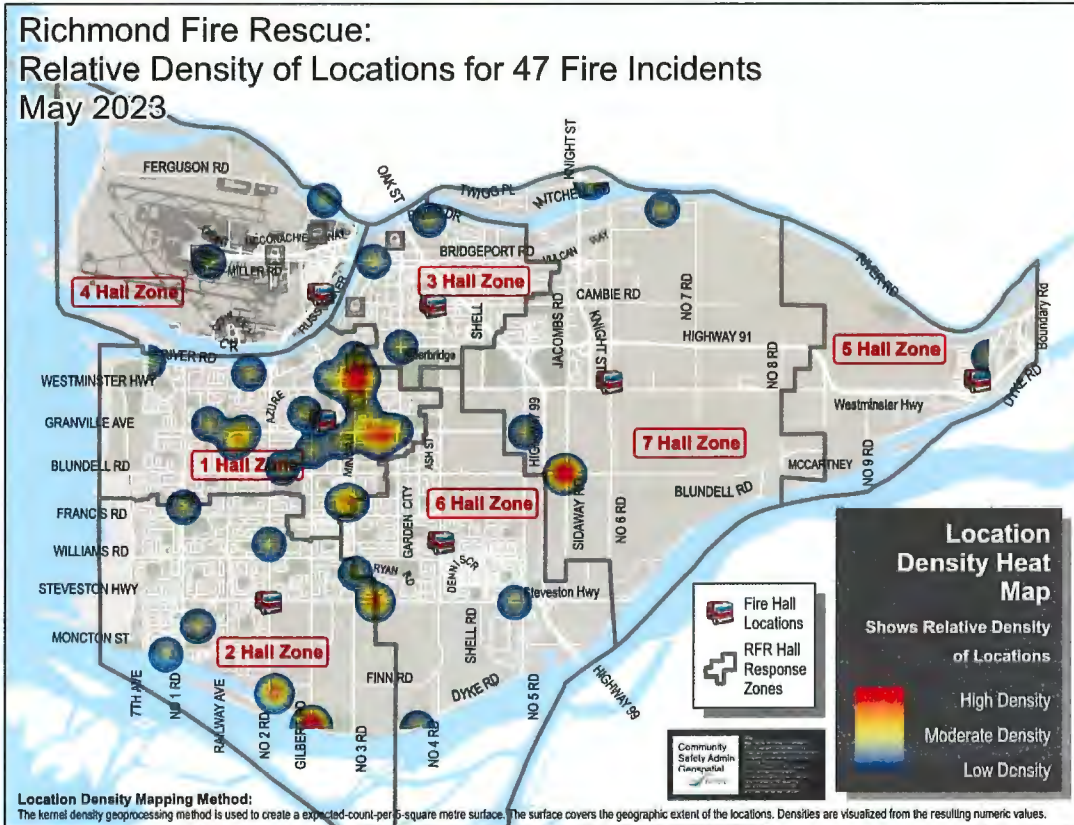
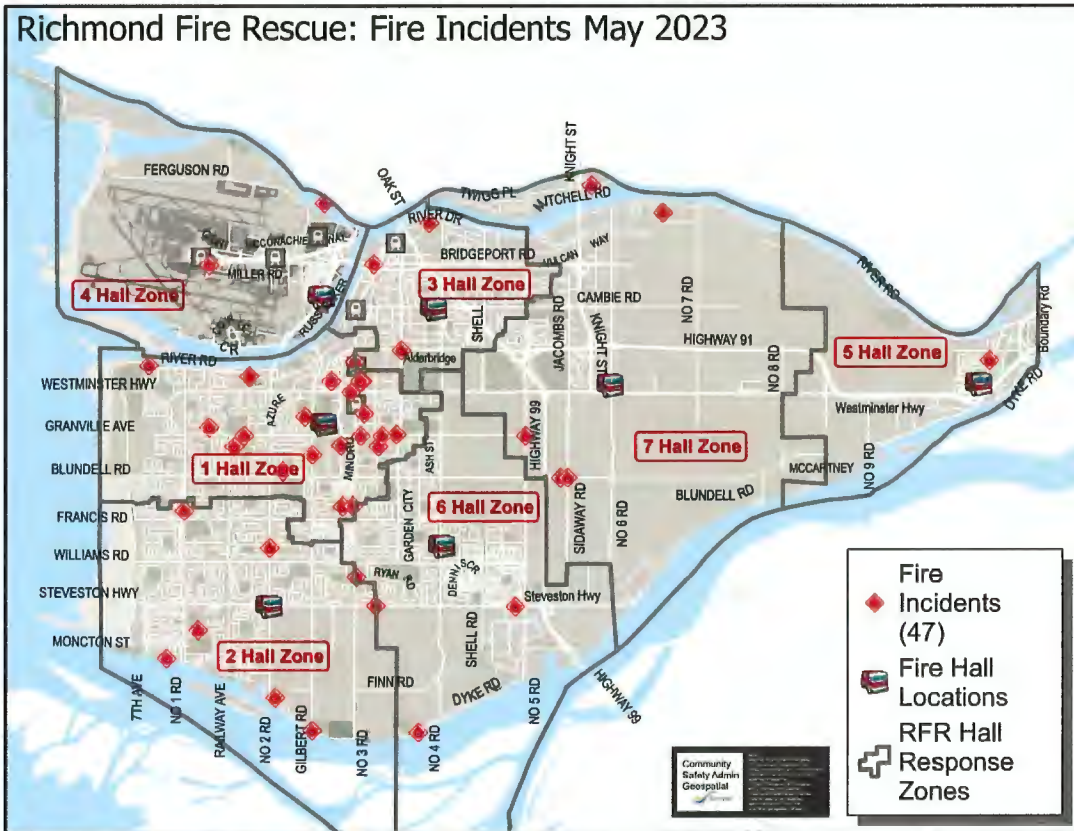


Figure 2: Location of Medical Incidents in May 2023 (total 541)

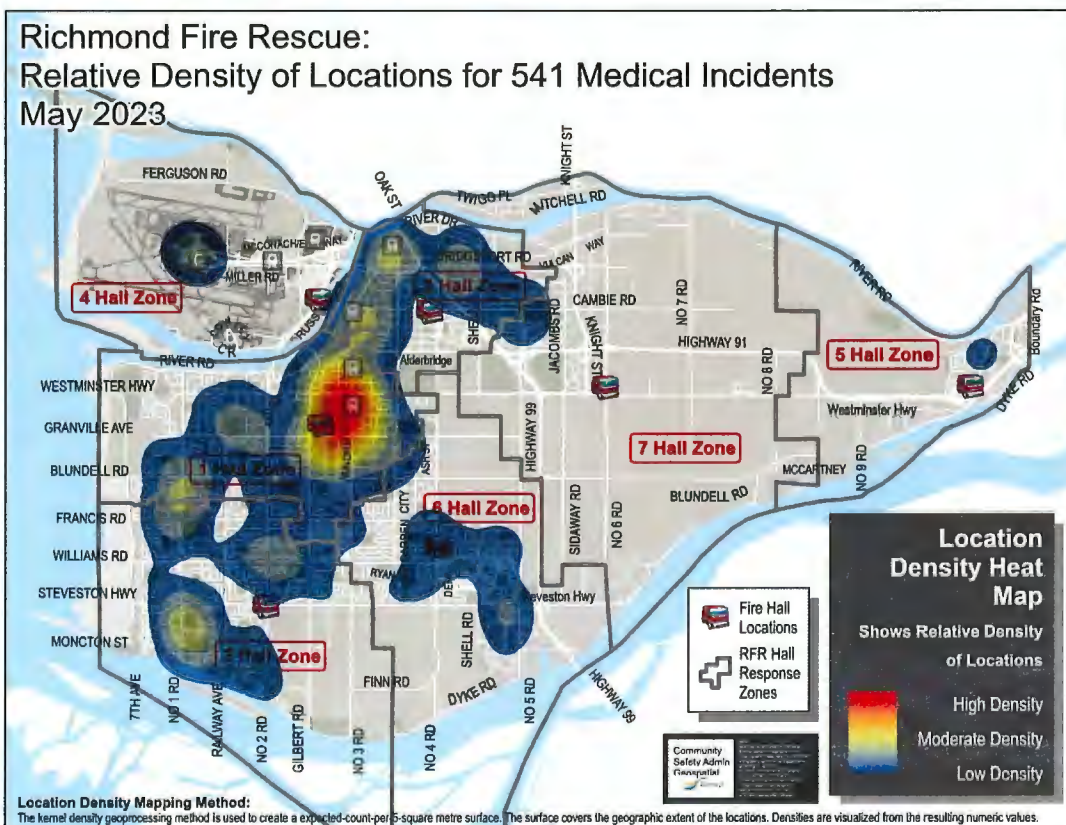
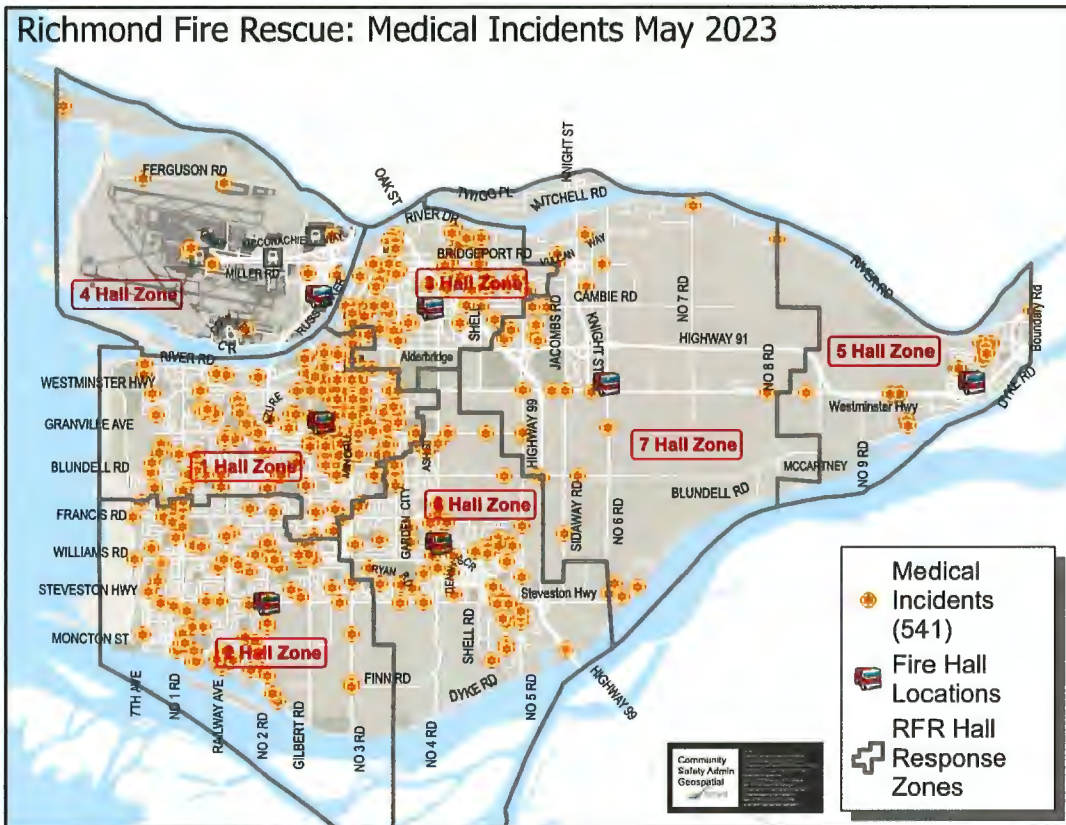
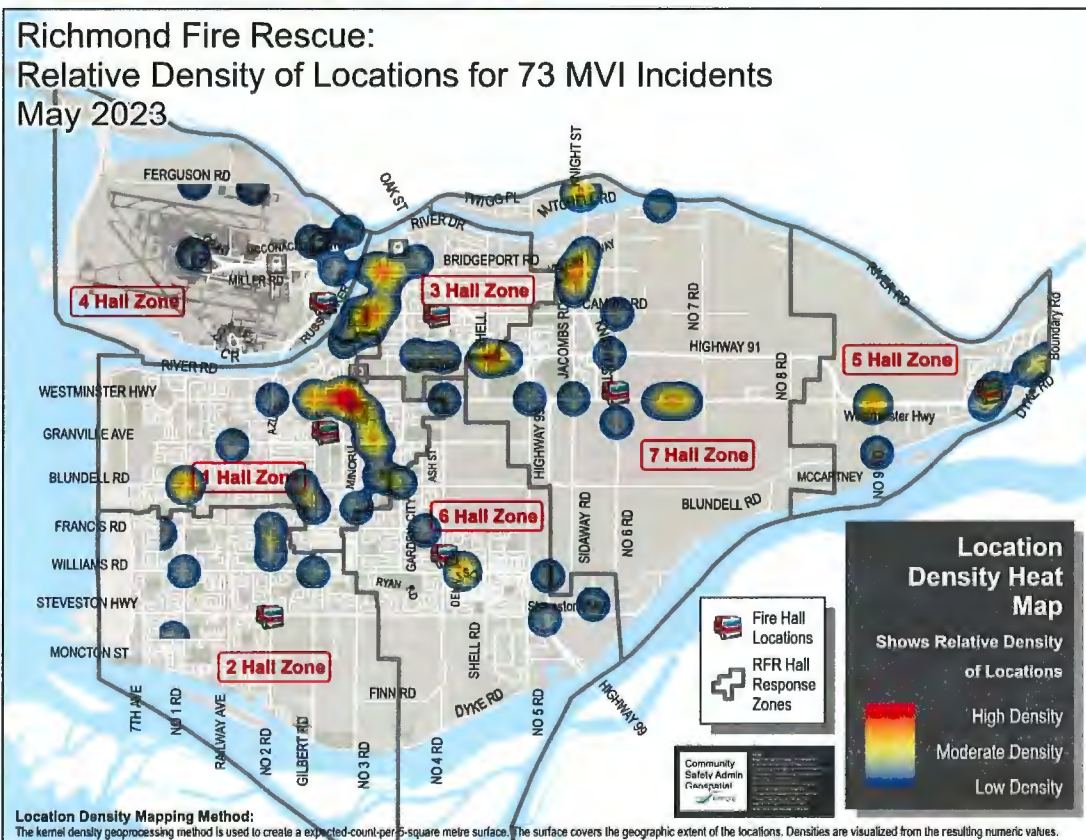
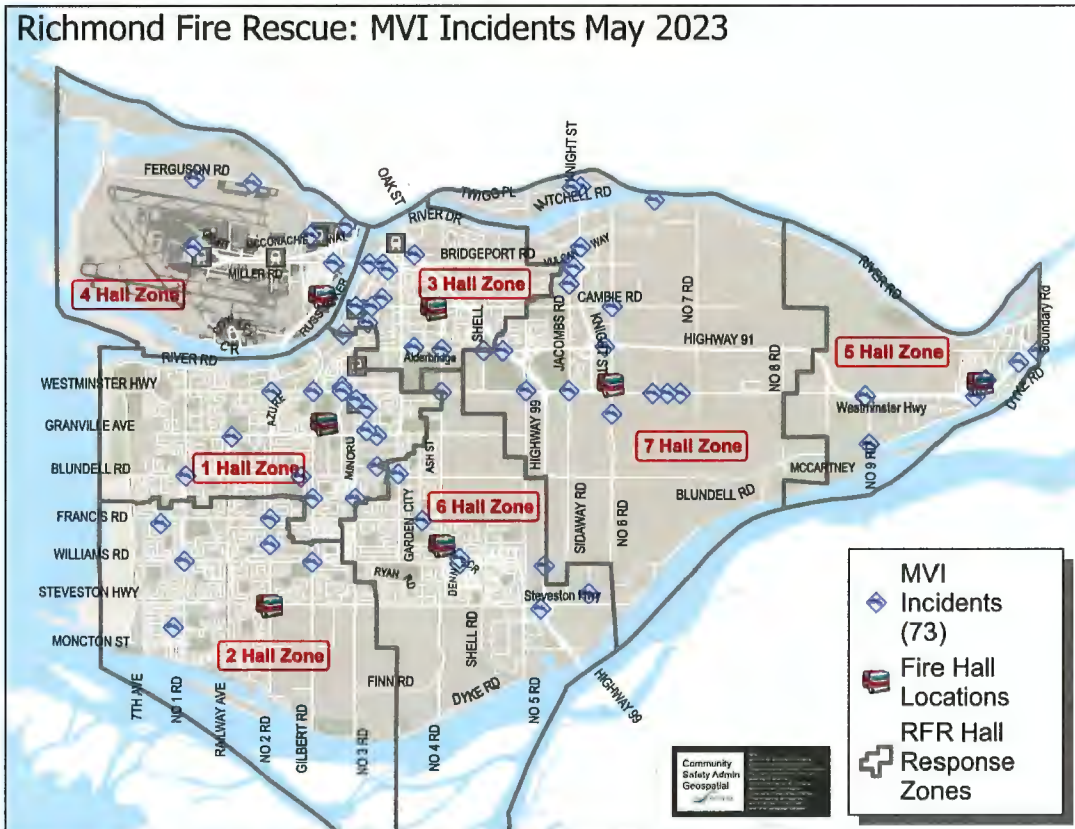


Figure 3: Location of MVI Incidents in May 2023 (total 73)





City of Richmond

Report to Committee

To: Community Safety Committee **Date:** June 13, 2023

From: Dave Chauhan **File:** 09-5000-01/2023-Vol
Chief Superintendent, Officer in Charge 01



Re: Richmond RCMP Monthly Activity Report – May 2023

Recommendation from the OIC

That the report titled “RCMP Monthly Activity Report – May 2023”, dated June 13, 2023, from the Officer in Charge, Richmond RCMP Detachment, be received for information.

Dave Chauhan
Chief Superintendent, Officer in Charge
(604-278-1212)

Att. 3

REPORT CONCURRENCE	
CONCURRENCE OF GENERAL MANAGER 	
SENIOR STAFF REPORT REVIEW	INITIALS: 
APPROVED BY CAO 