



City of Richmond

Report to Committee

To: Community Safety Committee

Date: April 11, 2023

From: Jim Wishlove
Fire Chief

File: 99-Fire Rescue/2023-
Vol 01

Re: Richmond Fire-Rescue Monthly Activity Report – March 2023

Staff Recommendation

That the staff report titled “Richmond Fire-Rescue Monthly Activity Report – March 2023”, dated April 11, 2023, from the Fire Chief, be received for information.

Jim Wishlove
Fire Chief
(604-303-2715)

Att. 1

REPORT CONCURRENCE	
CONCURRENCE OF GENERAL MANAGER	
SENIOR STAFF REPORT REVIEW	INITIALS:
APPROVED BY CAO	

Staff Report

Origin

This report supports Council's Strategic Plan 2022-2026 Focus Area #3 A Safe and Prepared Community:

Community safety and preparedness through effective planning, strategic partnerships and proactive programs.

Analysis

Emergency Programs

On March 13, as part of Canadian Red Cross' Inclusive Resilience Program, seven participating organizations attended an orientation at Brighthouse Fire Hall No.1 facilitated by staff. The participants learned about the City's Preparedness Party in a Box Program including how staff and the Canadian Red Cross will support and participate. The Preparedness Party in a Box Program is a grant-funded program where organizations host their own preparedness parties in order to connect with residents and learn more about the potential hazards in Richmond and what to do about them. The goal is to have each organization connect with the community and work closely with vulnerable populations that the Inclusive Resilience Program is aiming to support.

Staff, in collaboration with the Canadian Red Cross, designed and deployed Fire Apparatus Command Boards, in order to integrate Emergency Support Services (ESS) considerations into initial response priorities, and streamline communication and information collection. The outcome is to provide ESS service delivery within two hours of request for deployment.

Public Outreach & Education

In March 2023, staff coordinated the following community engagement events:

- During March, staff facilitated outreach events to provide educational opportunities to the community, including a Fire Safety workshop for the Seniors Centre at the Minoru Centre for Active Living (MCAL) and the Aspire Richmond group.
- On March 8, as part of the Engaging Artists in Community (EAC) Project, staff arranged Educational tours to see the Fire Hall and Emergency Operations Centre (EOC) operation at City Hall for two classes of Ferris Elementary. The tours provided information on the EOC, how it works and how RFR utilizes Emergency Programs and the Web-based EOC.
- On March 12, staff presented an Emergency Preparedness Workshop to the residents of Rivers Reach at the Steveston Community Centre. The presentation covered the steps to preparedness, including how neighbours can plan for emergencies in their building together.

Internal Staff Training

In March 2023, staff delivered in-house fire-training, educational activities and programs including: Fire Leadership, Incident Command 200, Violence Prevention & Awareness, Recruit examinations, Emergency Vehicle Operations, Emergency Scene Management for Fire Officers and Fire Service Instructor 1 Course.

Emergency Response

One of the City’s emergency response goals is to arrive on-scene in time and with enough resources to contain a fire to the room of origin. The room of origin standard is especially important in terms of fire loss and damage, which can be significantly managed when a fire is contained to the room of origin. Meeting this standard also assists in mitigating loss of life, reduction of property damage and protection of the environment. In March 2023, there were 1,035 reported incidents of all types, representing an overall increase of 39 per cent in incidents from March 2022 to March 2023 (Table 1).

	Incident Totals March (2023)	Incident Totals March (2022)	Number Change from March 2022 to 2023	Percentage Change from March 2022 to 2023	5 Year Average for March
Alarm Active - No Fire	158	127	+31	+24	126
Explosion	0	0	0	0	0
Fire	32	20	+12	+60	35
Hazardous Materials	7	8	-1	-13	9
Medical	585	379	+206	+54	402
Motor Vehicle Incident	86	73	+13	+18	72
Public Hazard	6	5	+1	+20	10
Public Service	90	79	+11	+14	77
Response Cancelled/Unfounded	68	50	+18	36	56
Specialized Transport	2	2	0	0	2
Technical Rescue	1	0	+1	0	0
Total	1,035	743	+292	+39	789

The average time on scene in March 2023 for emergency response crews was 34 minutes, which is higher than the number recorded in 2022: 30 minutes. The time spent on scene can vary due to the nature and severity of each incident.

In March 2023, there were 32 fire incidents reported to the Office of the Fire Commissioner, representing a 60 per cent increase from March 2022. The average number of fires reported each March over the last five years is 35.

Fire damage and property losses during March 2023 are estimated at \$1,319,320. This total includes \$819,500 for building/asset loss and \$499,820 for content loss. The total building/asset and content value at risk is estimated to be \$99,850,320 and the total value preserved from damage was \$98,531,000. These numbers translate to 99 per cent of value protected (Table 2), which is the same as the value observed in 2022; 99 per cent.

Table 2: Fire Incidents By Type and Loss Estimates - March 2023						
Incident Type Breakdown	Incident Volume	Estimated Building/Asset Value (\$)	Estimated Building/Asset Loss (\$)	Estimated Content Value (\$)	Estimated Content Loss (\$)	Estimated Total Value Preserved (\$)
Residential: Single family	5	2,302,500	651,500	597,300	497,300	1,751,000
Residential: Multi family	3	1,803,000	-	1,020	1,020	1,803,000
Commercial/Industrial	5	76,048,000	15,000	1,500	1,500	76,033,000
Outdoor	17	19,066,000	150,000	-	-	18,916,000
Vehicle/Vessel	2	31,000	3,000	-	-	28,000
Totals*	32	99,250,500	819,500	599,820	499,820	98,531,000

* The dollar losses shown in this table are preliminary estimates. They are derived from RFR’s record management system and are subject to change due to delays in reporting and confirmation of actual losses from private insurance agencies (as available).

Significant Events

Emergency response crews minimized harm, limited damage and stopped fire spread from the place of origin and performed medical interventions in these notable March 2023 incidents:

- **March 1, 2025 – Residential Fire on Garden City Road.** Emergency crews responded to a structure fire on Garden City Road. First on scene crews established command and reported signs of smoke in the area. Crews found an individual outside the rear of the address, burning insulation covering off copper wire. No hazard to the structure was found. RCMP attended the scene. All units cleared the incident, leaving the scene in the care of RCMP. A Fire Investigator attended. There were no reported injuries to the public or RFR personnel.
- **March 4, 2023 – Commercial Property Fire on No. 9 Road.** Emergency crews responded to signs of smoke coming from an Alternate Fuel Yard on No. 9 Road. Initial on-scene crews reported large volumes of black smoke from a structure. Crews established a relay pump water supply from nearby hydrants and used the aerial master streams to extinguish the fire. The fire was extinguished and crews proceeded into overhaul, involving large earth moving machinery to spread product out for a complete extinguishment. A Fire Investigator attended. There were no reported injuries to the public or RFR personnel.
- **March 18, 2023 – Residential Fire on Oldfield Avenue.** Emergency crews responded to a structure fire involving a single-family house. First arriving crews declared a working fire. The fire was quickly contained and extinguished by crews. An initial search of the house revealed that all occupants had safely left the home. Two families were displaced due to the unsafe nature of the home and Emergency Support Services were contacted. A Fire Investigator attended. There were no reported injuries to the public or RFR personnel.


- **March 24, 2023 – Residential Fire on Ryan Court.** Emergency crews responded to a structure fire at a single-family home. Upon arrival, there was light smoke showing from the house and flames around the back in the kitchen. Crews performed a rapid attack and were able to extinguish the fire quickly. Crews then had to make a hole in the ceiling to check for any fire extension into the void space above and found no extension had occurred. Ventilation was performed throughout the house. BC Hydro shut off the power to the house and the gas was shut off. A Fire Investigator attended. There were no reported injuries to the public or RFR personnel.
- **March 27, 2023 – Residential Fire on Bryson Place.** Emergency crews responded to a report of a possible attempted arson. On arrival crews found that a flammable liquid appeared to have been ignited at the base of a homeowner’s front door. The owner had noticed smoke and flame starting to lap up inside the house from under the door. The homeowner had managed to extinguish the fire. Crews found some damage to the bottom of the door. The RCMP were notified and attended the scene. A Fire Investigator attended. There were no reported injuries to the public or RFR personnel.

Financial Impact

None.

Conclusion

Richmond Fire-Rescue continues to monitor activities to identify and create programs to respond to emerging trends.



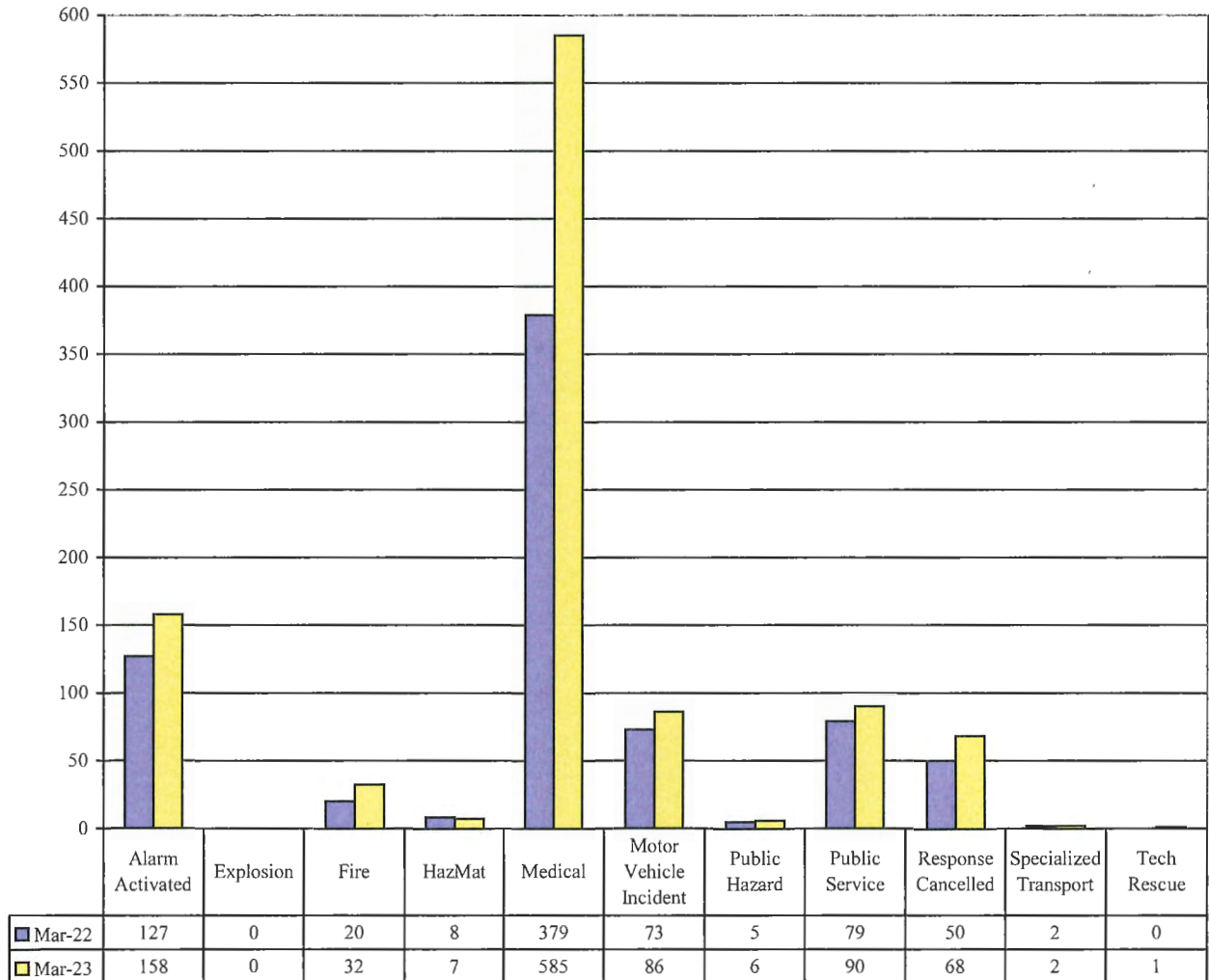
Jim Wishlove
Fire Chief
(604-303-2715)

Att. 1: Suppression Activity, including location of March’s Fire, Medical and MVIs

Incident Volumes

The following chart provides a month-to-month comparison regarding incidents occurring in March 2022 and 2023. In March 2023, there were 1035 incidents, compared to 743 in March 2022. This represents an overall increase of 39 per cent.

Table 3: March 2022 & March 2023 Incident Volumes



Incident Type Legend:

HazMat: includes fuel or vapour; spills, leaks, or containment

Medical includes: cardiac arrest, emergency response, home or industrial accidents

Public Hazard includes: aircraft emergency, bomb removal standby, object removal, or power lines down

Public Service includes: assisting public, ambulance or police, locked in/out, special events, trapped in elevator, water removal

First Responder Totals

Medical first responder incidents comprised 57 per cent of the total emergency responses for RFR during the month of March 2023. A detailed breakdown of the medical incidents for March 2022 and 2023 is set out in the following table by sub-type. There were 585 medical incidents in March 2023 compared to 379 in March 2022, an increase of 54 per cent.

Table 4a: Mach 2022 & March 2023 Medical Calls by Type

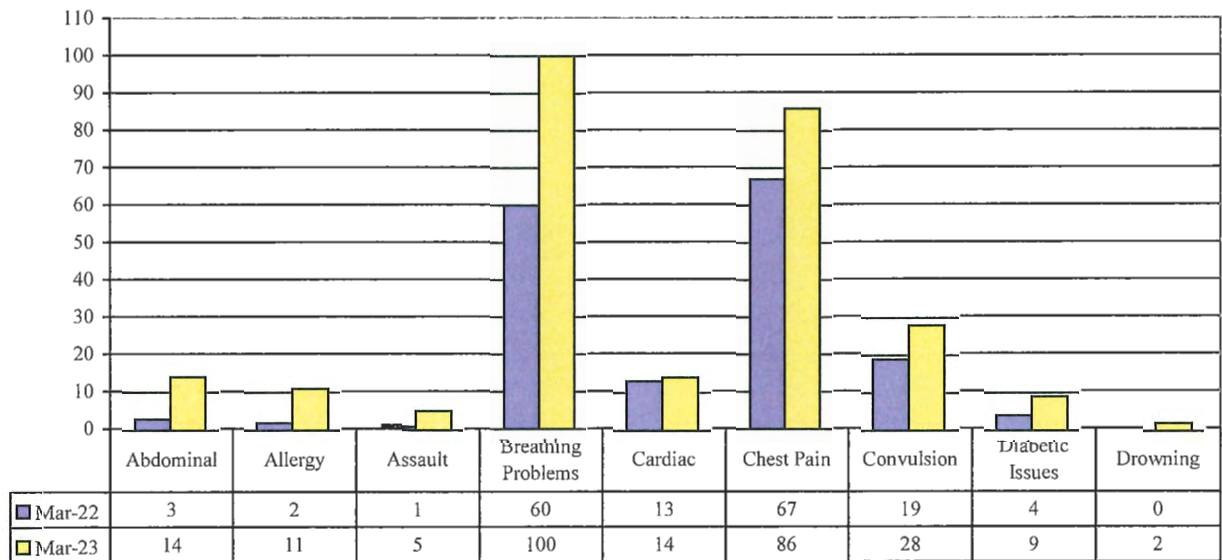
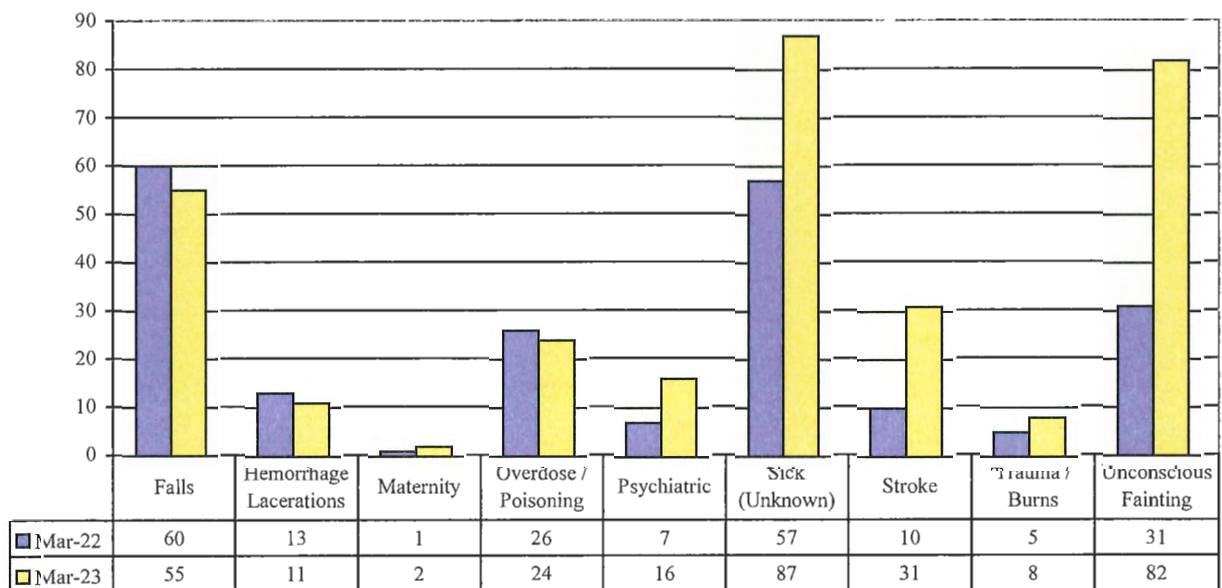


Table 4b: March 2022 & March 2023 Medical Calls by Type



The following chart provides overdose / poisoning incident volume breakdown for March 2023.

Table 4c: Overdose / Poisoning Incidents By Type – March 2023	
	Details
Narcotics / Opiates	12
Other Miscellaneous Drugs	2
Alcohol	1
Unknown (No patient contact / BC Emergency Health Services staff on scene)	9
Totals	24

The following charts provide total incident volumes on a year-to-year comparison in March from 2014 to 2023.

Table 4d: Total Fire Calls for Service in March from 2014 to 2023

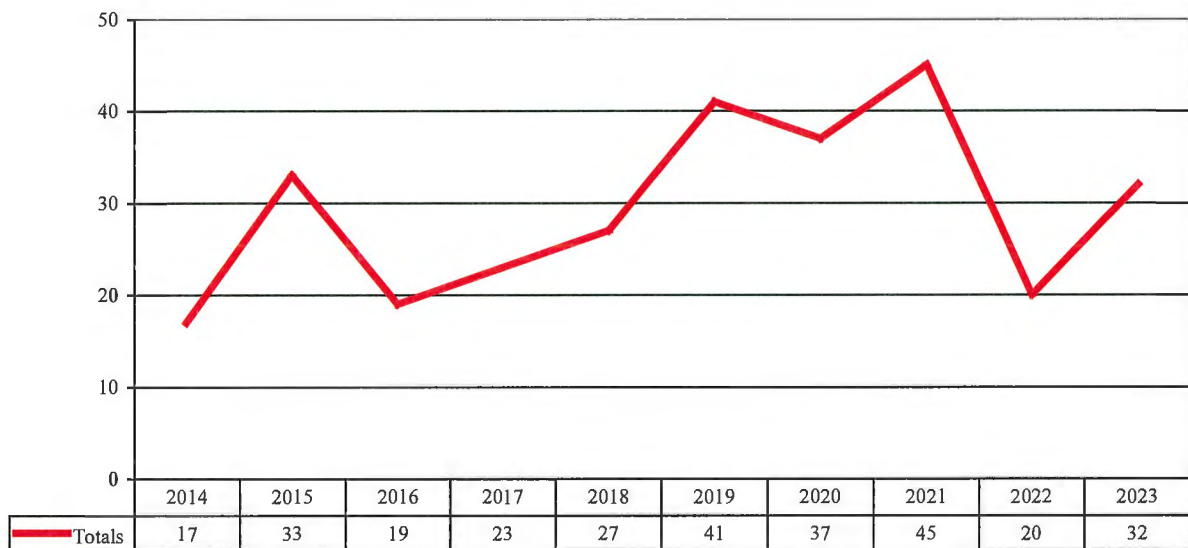
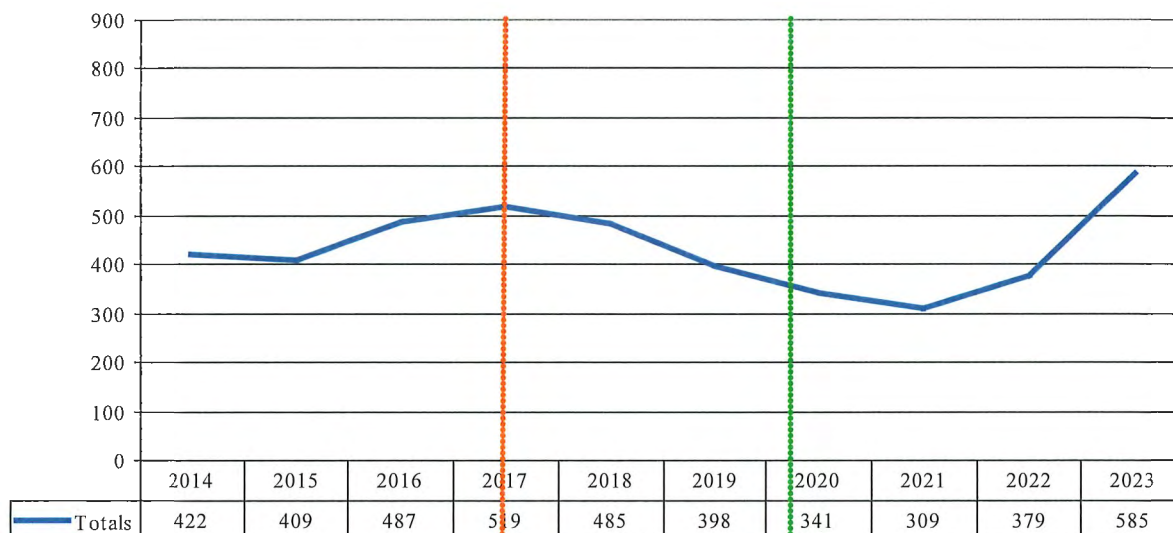


Table 4e: Total Medical Calls for Service in March from 2014 to 2023



Changes to BC Emergency Health Services Clinical Response Model dispatch system (2017-2018)

Start of pandemic

Fire Investigations

The fire investigation statistics for March 2023 are listed below:

Table 5: Total Fire Investigation Statistics – March 2023			
	Suspicious	Accidental	Undetermined
Residential - Single-family	2	2	1
Residential - Multi-family	-	3	-
Commercial/Industrial	1	4	-
Outdoor	7	8	2
Vehicle	-	2	-
Totals	10	19	3

Richmond Fire-Rescue investigators report all suspicious fires to the RCMP, while working alongside RCMP staff to address potential risks to the community.

Hazardous Materials

Table 6: Hazardous Materials Incidents By Type – March 2023	
	Details
Gasses (Natural / Propane)	5
Standby / Support for other agency	1
Unclassified	1
Totals	7

Figure 1: Location of reportable fires attended in March 2023 (total 32)

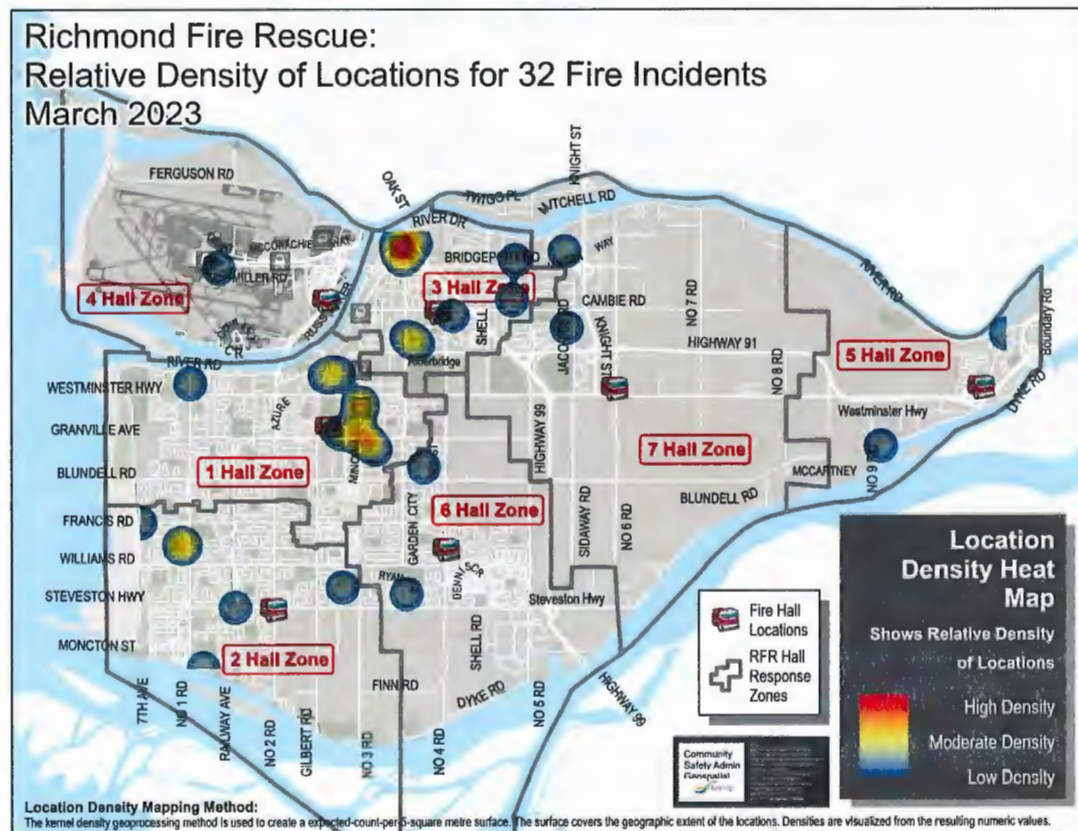
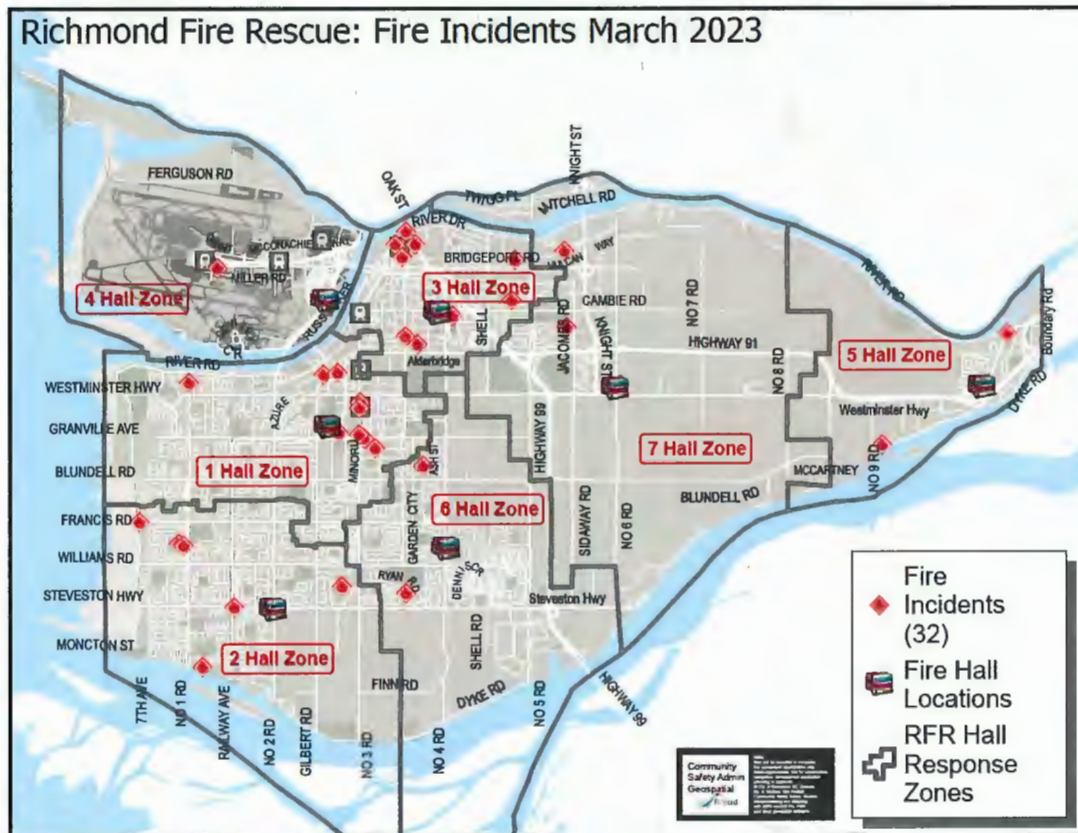


Figure 2: Location of Medical Incidents in March 2023 (total 585)

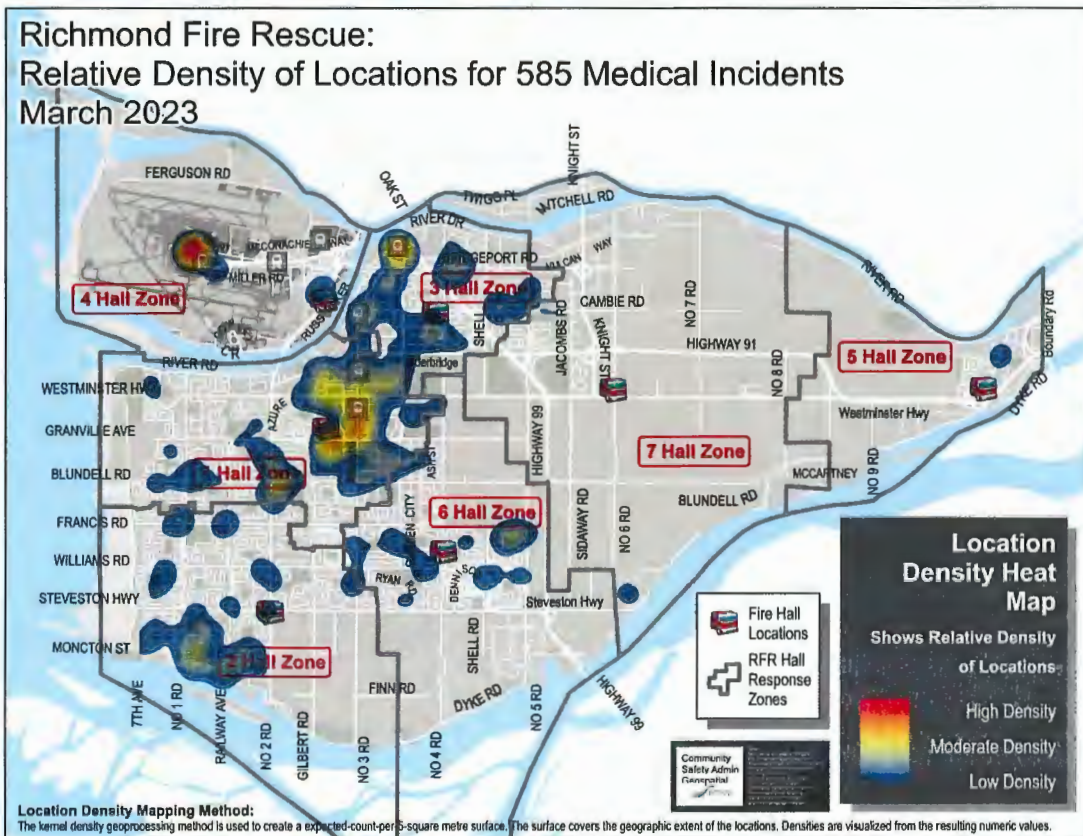
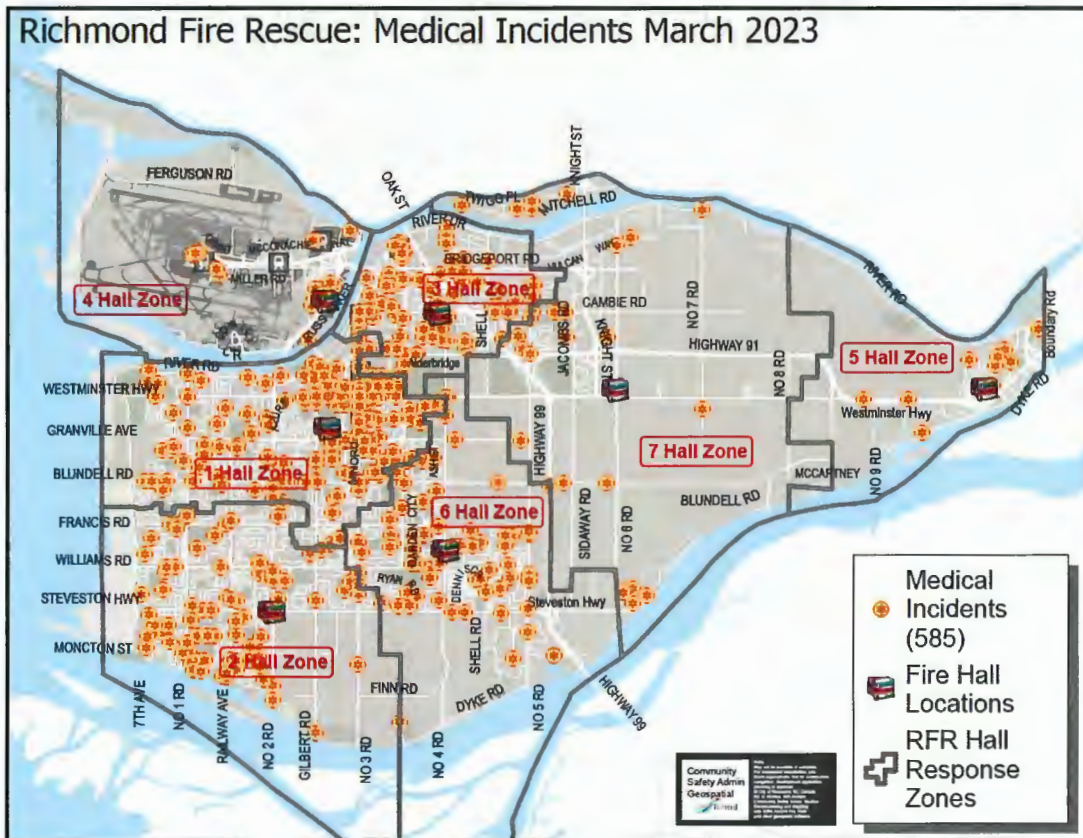


Figure 3: Location of MVI Incidents in March 2023 (total 86)

