



City of Richmond

Report to Committee




To: Community Safety Committee **Date:** February 12, 2024
From: Jim Wishlove **File:** 09-5140-01/2024-Vol
Fire Chief 01
Re: **Richmond Fire-Rescue Monthly Activity Report – January 2024**

Staff Recommendation

That the staff report titled “Richmond Fire-Rescue Monthly Activity Report – January 2024”, dated February 12, 2024, from the Fire Chief, be received for information.

Jim Wishlove
Fire Chief
(604-303-2715)

Att. 1

REPORT CONCURRENCE	
CONCURRENCE OF GENERAL MANAGER 	
SENIOR STAFF REPORT REVIEW	INITIALS: 
APPROVED BY CAO 	

Staff Report

Origin

This monthly report supports Council’s Strategic Plan 2022-2026 Focus Area #3, A Safe and Prepared Community:

Community safety and preparedness through effective planning, strategic partnerships and proactive programs.

Analysis

Emergency Programs

During the month of January staff:

- Attended the Incident Command Post at the Steveston Community Centre on January 27, 2024 to provide logistical support to the subject response efforts for the Super Grocer fire on No 1 Road on January 26, 2024.
- Staff completed an Incident Command System (ICS) level 400 instructor training certification, which enables the management of large and complex emergency incidents. Staff can now deliver up to ICS 400 level courses and certification.

In January 2024, there were seven persons displaced who were provided with Emergency Social Support as shown below in Table 1.

Date	Address	Volunteers Deployed	ESS Services Deployed	# of Evacuees	Services Delivered
January 6	Lindsay Road	Yes	Yes	1	Lodging, Food, Clothing, Incidentals
January 25	Bird Road	Yes	Yes	6	Lodging

Public Outreach & Education

In January 2024, staff facilitated outreach events to provide educational opportunities to the community, including fire hall and vehicle tours for two organizations. Staff also participated in multiple community events, including the Annual Tree Chip event at Garry Point Park. Additionally, staff continued with educational social media videos and posts throughout January.

Internal Staff Training

In January 2024, staff organized in-house training events including: Fire Service Leadership Levels I and II, Incident Command Systems levels 100 and 200 and ongoing recruit training evaluations.

Emergency Response

One of the City’s emergency response goals is to arrive on-scene, in time and with enough resources to contain a fire to the room of origin. The room of origin standard is especially important in terms of preventing further fire loss and damage, which can be reduced when a fire is contained to the room of origin. Meeting this standard also assists in mitigating loss of life, reduction of property damage and protection of the environment.

In January 2024, there were 1,409 reported incidents of all types, representing an overall increase of 45 per cent in incidents between January 2023 and January 2024 (Table 1).

Table 2: Total Incidents - January 2024

	Incident Totals January (2024)	Incident Totals January (2023)	Number Change from January 2023 to 2024	Percentage Change from January 2023 to 2024	5 Year Average for January
Alarm Active - No Fire	342	171	+171	+100	212
Explosion	0	0	0	0	0
Fire	35	20	+15	+75	27
Hazardous Materials	42	5	+37	+740	17
Medical	618	540	+78	+14	455
Motor Vehicle Incident	93	66	+27	+41	80
Public Hazard	18	10	+8	+80	11
Public Service	143	72	+71	+99	87
Response Cancelled/Unfounded	110	83	+27	+33	67
Specialized Transport	7	2	+5	+250	4
Technical Rescue	1	0	+1	+100	0
Total	1,409	969	+440	+45	960

The average time on scene in January 2024 for emergency response crews was 35 minutes per event, which is higher than the number recorded in January 2023: 29 minutes. The time spent on scene can vary due to the nature and severity of each incident.

In January 2024, there were 35 fire incidents reported to the Office of the Fire Commissioner, representing a 75 percent increase from January 2023. The average number of fires reported each January over the last five years is 27.

Fire damage and property losses during January 2024 are estimated at \$2,791,070. This total includes \$2,662,870 for building/asset loss and \$128,200 for content loss. The total building/asset and content value at risk is estimated to be \$480,999,315 and the total value preserved from damage was \$478,208,245. These numbers translate to 99 per cent of value protected (Table 3), which is the same as the value observed in 2023: 99 per cent.

Table 3: Fire Incidents By Type and Loss Estimates - January 2024

Incident Type Breakdown	Incident Volume	Estimated Building/Asset Value (\$)	Estimated Building/Asset Loss (\$)	Estimated Content Value (\$)	Estimated Content Loss (\$)	Estimated Total Value Preserved (\$)
Residential: Single family	2	1,717,450	-	1,202,215	50	2,919,615
Residential: Multi family	4	98,334,900	11,500	67,205,100	80,000	165,448,500
Commercial/Industrial	9	241,407,000	2,638,470	70,459,650	48,100	309,180,080
Outdoor	18	22,950	2,900	50	50	20,050
Vehicle/Vessel	2	650,000	10,000	-	-	640,000
Totals*	35	342,132,300	2,662,870	138,867,015	128,200	478,208,245

* The dollar losses shown in this table are preliminary estimates. They are derived from RFR's record management system and are subject to change due to delays in reporting and confirmation of actual losses from private insurance agencies (as available).

Significant Events

Emergency response crews minimized harm, limited damage and stopped fire spread from the place of origin and performed life-saving interventions in these notable January 2024 incidents:

- January 6, 2024 – Structure fire on Lindsay Road.** Emergency crews responded to reports of a fire in a three story, multi-residential structure. The first-arriving crews found that one unit was full of smoke, then made entry to find a kitchen fire that had been extinguished. Crews inspected for further fire spread and provided ventilation. The occupant was assessed for smoke inhalation by BC Emergency Health Services crews. Emergency Support Services was activated and accommodation was provided for one evacuee. The scene was secured for the Fire Investigator to attend. There were no other injuries reported to the public or RFR personnel.
- January 12, 2024 – Structure fire on Mortfield Gate.** Emergency crews responded to reports of smoke showing from a bedroom window on the second floor of a residential property. The fire was quickly extinguished and crews checked for hot spots and provided ventilation. Two of the residents were assessed for smoke inhalation by BC Emergency Health Services. A Fire Investigator attended the scene. There were no other injuries reported to the public or RFR personnel.

- **January 26, 2024 – Structure fire on No 1 Road (Super Grocer).** Emergency crews responded to reports of smoke and flames showing through the roof of a two storey commercial property. On arrival crews found a building that was fully engaged with fire and heavy black smoke coming out the building. Due to the age of the building and fire conditions, crews determined that the building was unsafe to enter due to a risk of structural collapse. A collapse zone was established and a defensive tactic was initiated. The initial fire attack was complicated by hydro wires that restricted the placement of large apparatus ladders. Once the fire was under control multiple crews remained on scene to manage spot fires until full extinguishment was achieved. Heavy equipment was requested to the scene to assist in the extinguishment spot fires. RCMP were on scene working with RFR and determined that there were no missing occupants. There were no injuries reported to the public or RFR personnel. Some of the adjacent businesses experienced some water ingress from the firefighting efforts.

On site crews designed a traffic and pedestrian safety plan which included the closure of the southbound lanes of No. 1 Road. Security officers, hired by the business, remained on site to provide scene safety and security. City's Public Works staff assisted with water management. Multiple Fire Investigators attended the scene. Emergency Support Services was activated and accommodation was provided for six evacuees. The coordinated effort of multiple emergency agencies and City departments provided a rapid response, maintained public safety and provided up to date information to the community during and after the incident occurred.

- **January 27, 2024 – Medical incident on Ackroyd Road.** Emergency crews responded to an extreme fall event on Ackroyd Road. On arrival the patient was found to be coherent and had reportedly fallen from an eighth floor to a sixth floor landing. RFR crews provided patient care before the patient was taken to hospital by BC Emergency Health Services. RCMP personnel were on site to conduct an investigation. There were no other injuries reported.
- **January 30, 2024 – Structure fire on Maycrest Way.** Emergency crews responded to reports of a commercial property fire. First-arriving crews found a fully involved fire at the end of a multi-unit warehouse structure. Crews quickly attacked the fire which had spread to multiple units within the complex, including both the upper and lower floors. The structure was heavily compromised by the fire, affecting the concrete panels and the roof assembly making it unsafe for any interior operations by RFR personnel. Crews extinguished the fire and mitigated multiple smoldering fires from the exterior of the structure. A contractor was called to the scene to provide selective demolition. Security was requested to remain on site to provide scene security. A Fire Investigator attended the scene. There were no injuries to the public or RFR personnel.

Financial Impact

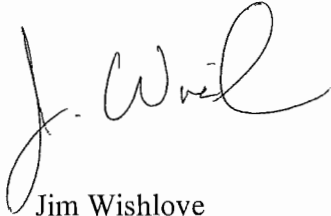
None.

February 12, 2024

- 6 -

Conclusion

Richmond Fire-Rescue continues to monitor activities to identify and create public outreach programs to respond to emerging trends and to regularly promote effective prevention behaviours.

A handwritten signature in black ink, appearing to read "J. Wishlove". The signature is written in a cursive style with a large initial "J" and a long horizontal stroke.

Jim Wishlove
Fire Chief
(604-303-2715)

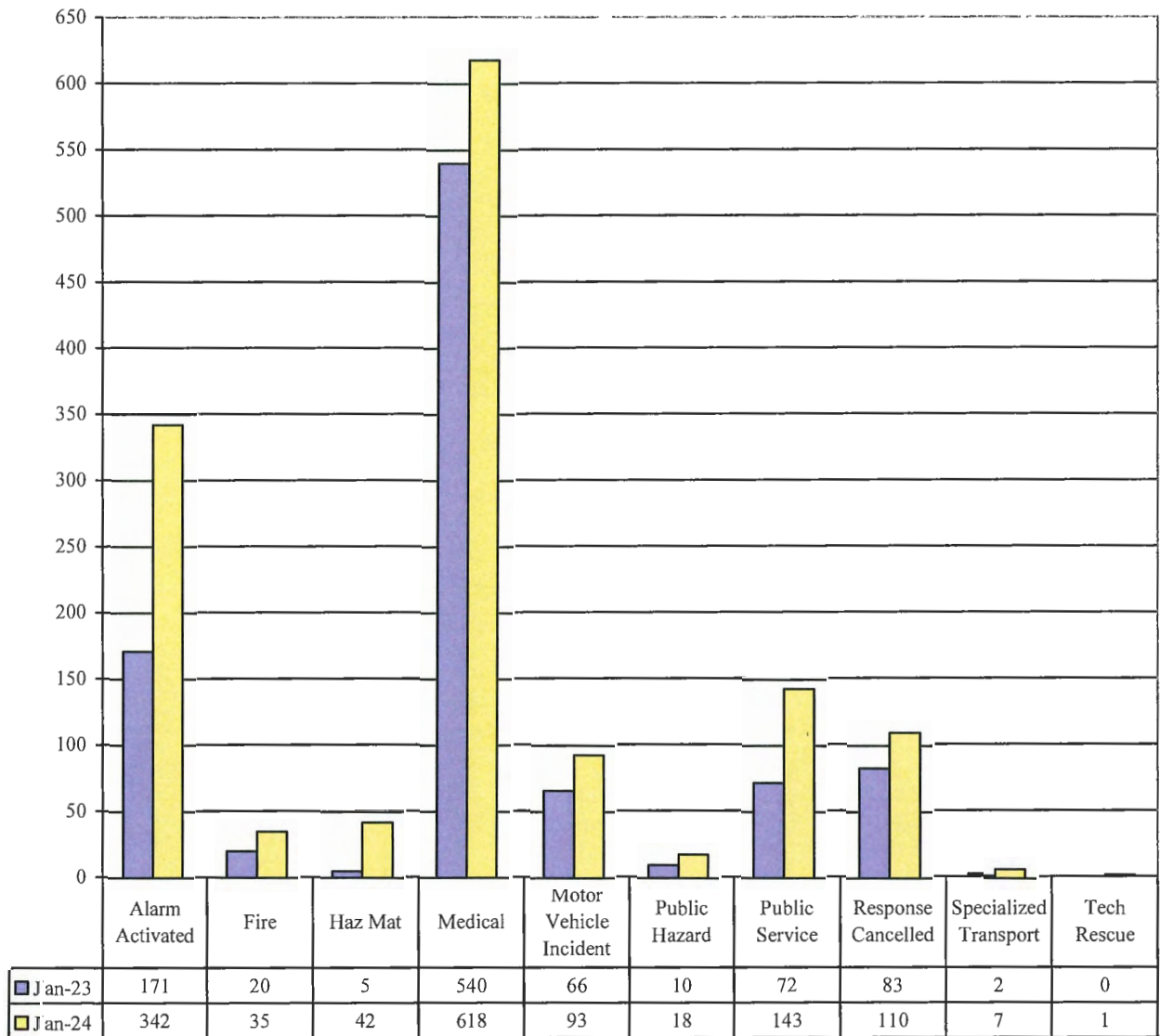
Att. 1: Emergency Response Activity for January 2024.

Emergency Response Activity for January 2024

Incident Volumes

The following chart provides a month-to-month comparison regarding incidents occurring in January 2023 and 2024. In January 2024, there were 1,409 total incidents, compared to 969 in January 2023. This represents an overall increase of 45 per cent between last year and 2024.

Table 4: January 2023 & January 2024 Incident Volumes



Incident Type Legend:

HazMat: includes fuel or vapour; spills, leaks, or containment

Medical includes: cardiac arrest, emergency response, home or industrial accidents

Public Hazard includes: aircraft emergency, object removal, or power lines down

Public Service includes: assisting public, ambulance or police, locked in/out, special events, trapped in elevator, water removal

First Responder Totals

Medical first responder incidents comprised 44 per cent of the total emergency responses for RFR during the month of January 2024. A detailed breakdown of the medical incidents for January 2023 and 2024 is set out in the following table by sub-type. There were 618 medical incidents in January 2024 compared to 540 in January 2023, an increase of 14 per cent.

Table 5a: January 2023 & January 2024 Medical Calls by Type

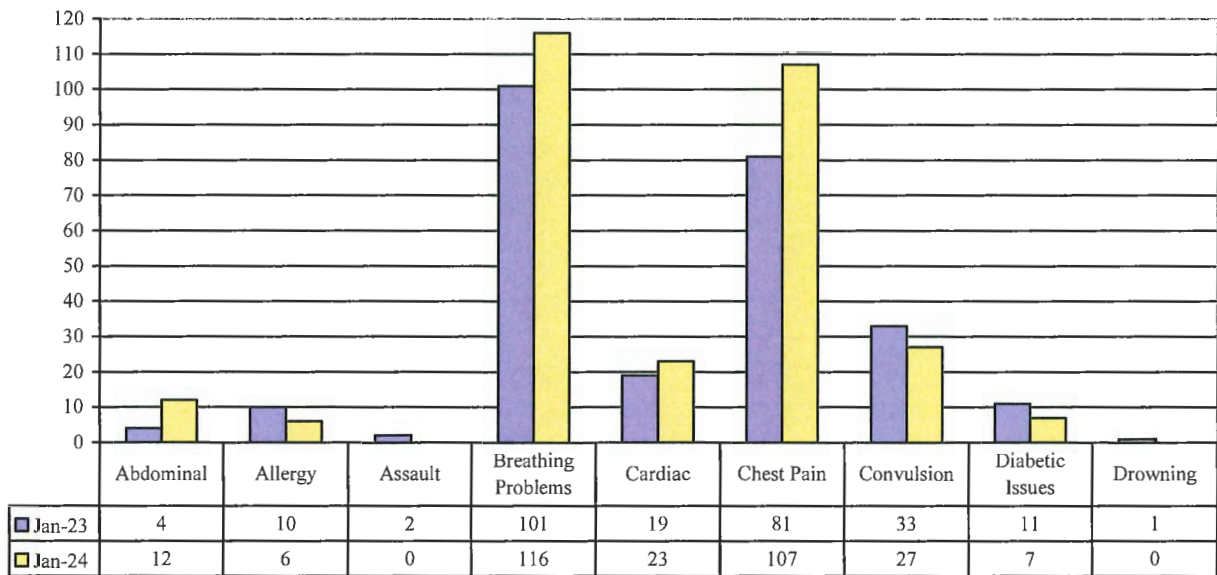
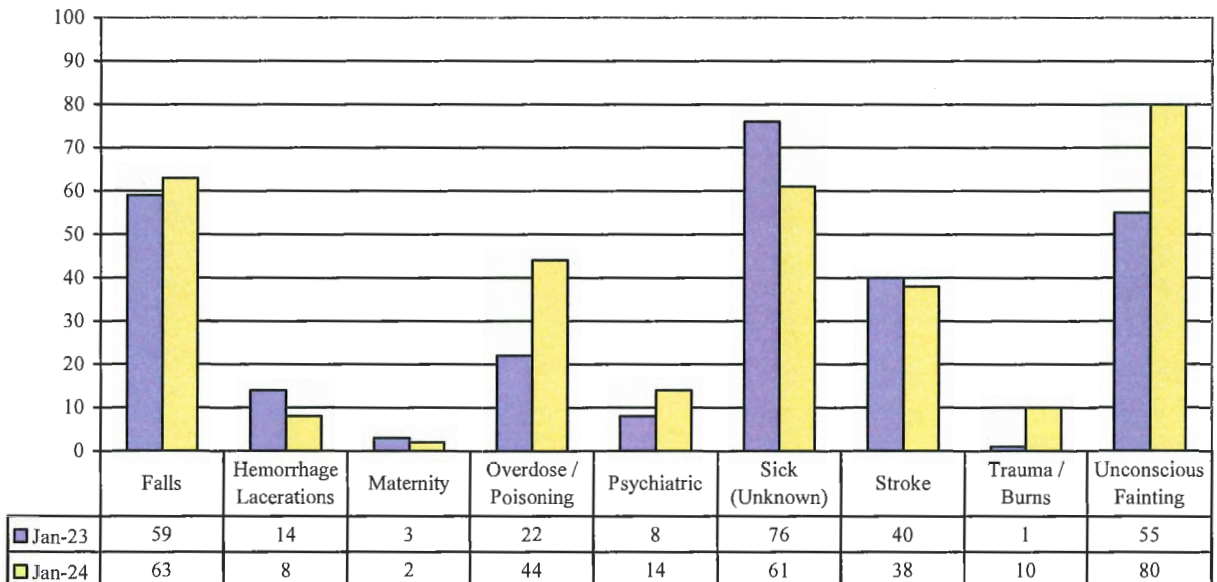


Table 5b: January 2023 & January 2024 Medical Calls by Type



The following chart provides the overdose/poisoning incident volume breakdown for January 2024.

Table 5c: Overdose / Poisoning Incidents By Type – January 2024	
Opioid overdose incidents that RFR attended located in an OUTDOOR environment.	11
Opioid overdose incidents that RFR attended located in an INDOOR environment.	4
All other OD/Poisoning Incidents	29
Totals	44

Fire Investigations

The fire investigation statistics for January 2024 are listed below:

Table 6: Total Fire Investigation Statistics – January 2024			
	Suspicious	Accidental	Undetermined
Residential - Single-family	-	2	-
Residential - Multi-family	-	2	2
Commercial/Industrial	1	3	5
Outdoor	8	8	2
Vehicle	-	1	1
Totals	9	16	10

Richmond Fire-Rescue investigators report all suspicious fires to the RCMP, while working alongside RCMP staff to address potential risks to the community and coordinate appropriate fire investigations.

Hazardous Materials

Table 7: Hazardous Materials Incidents By Type – January 2024	
	Details
Gasses (Natural / Propane)	42
Totals	42

The following charts provide total incident volumes for fires and medical incidents on a year-to-year comparison in January from 2015 to 2024.

Table 8a: Total Fire Calls for Service in January from 2015 to 2024

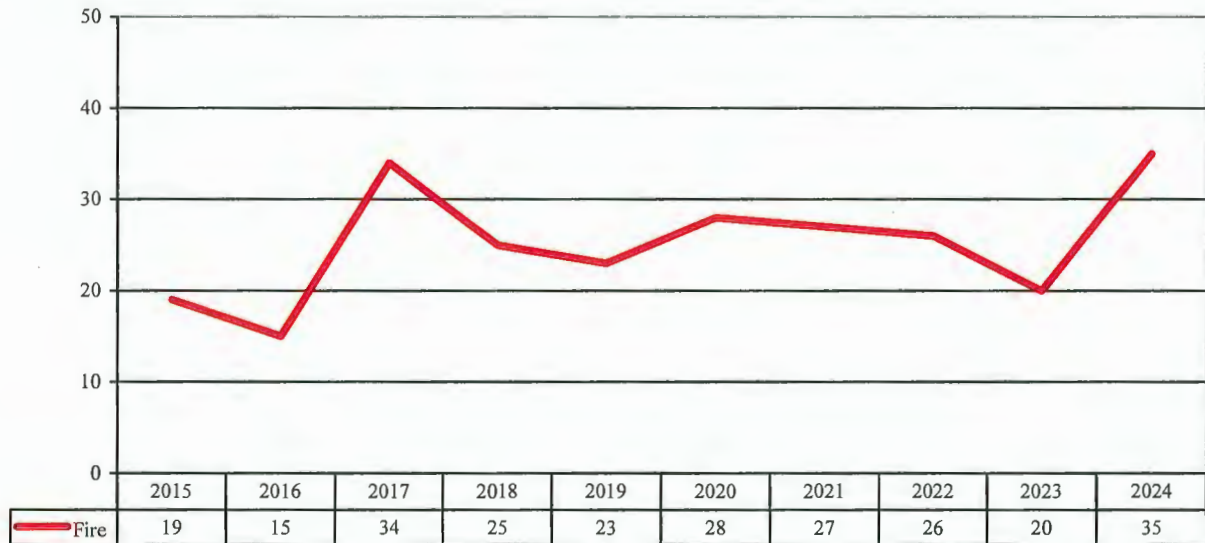


Table 8b: Total Medical Calls for Service in January from 2015 to 2024



Changes to BC Emergency Health Services
Clinical Response Model dispatch system
(2017-2018)

Start of Covid-19 pandemic

Figure 1: Location of reportable fire incidents attended in January 2024 (total 35)

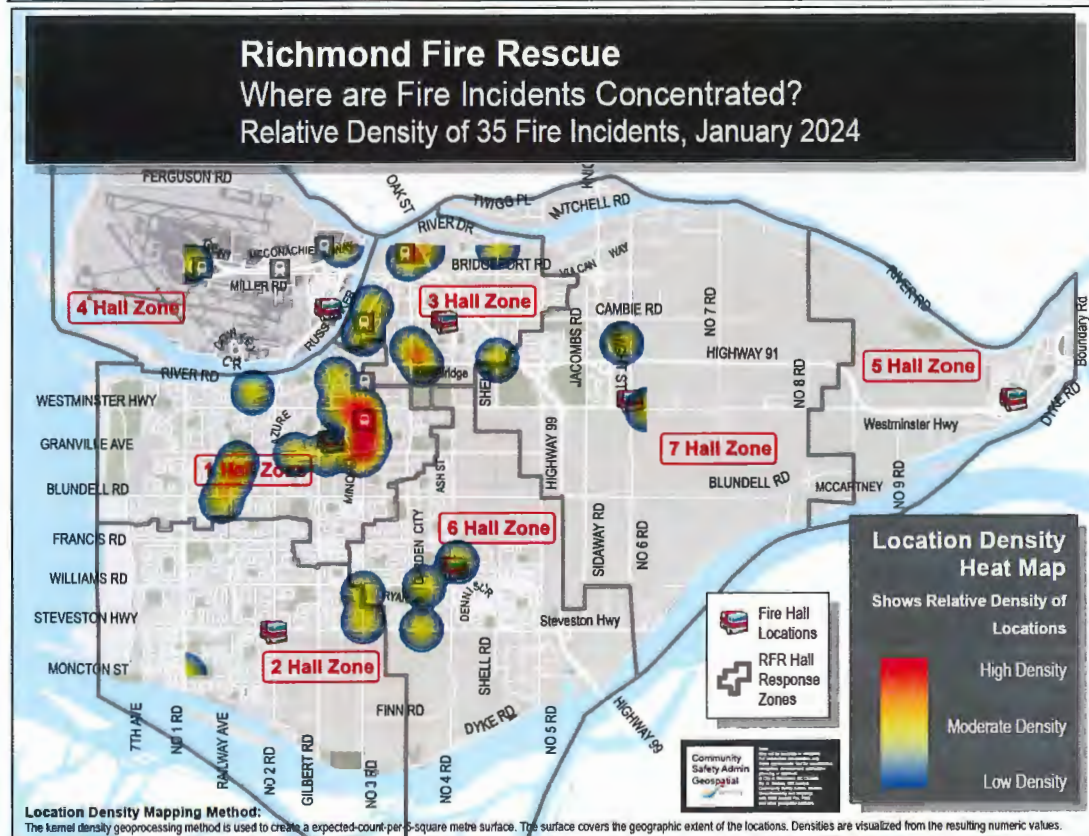
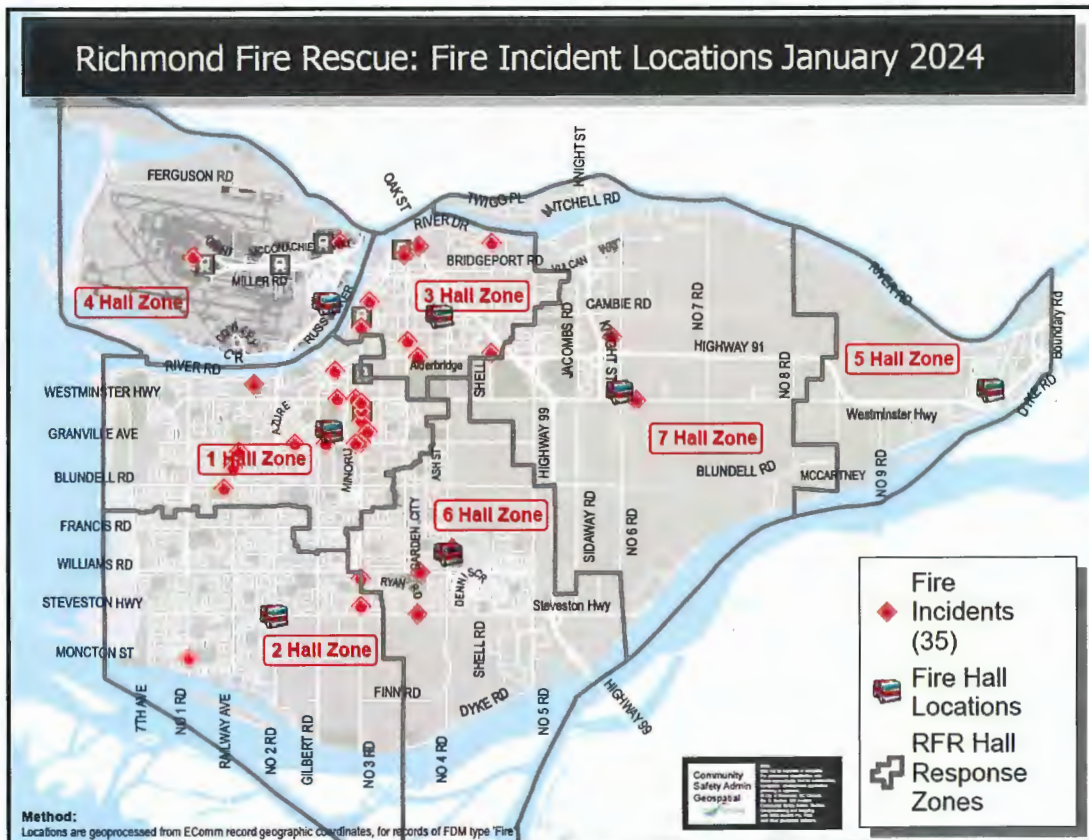


Figure 2: Location of reportable medical incidents attended in January 2024 (total 618)

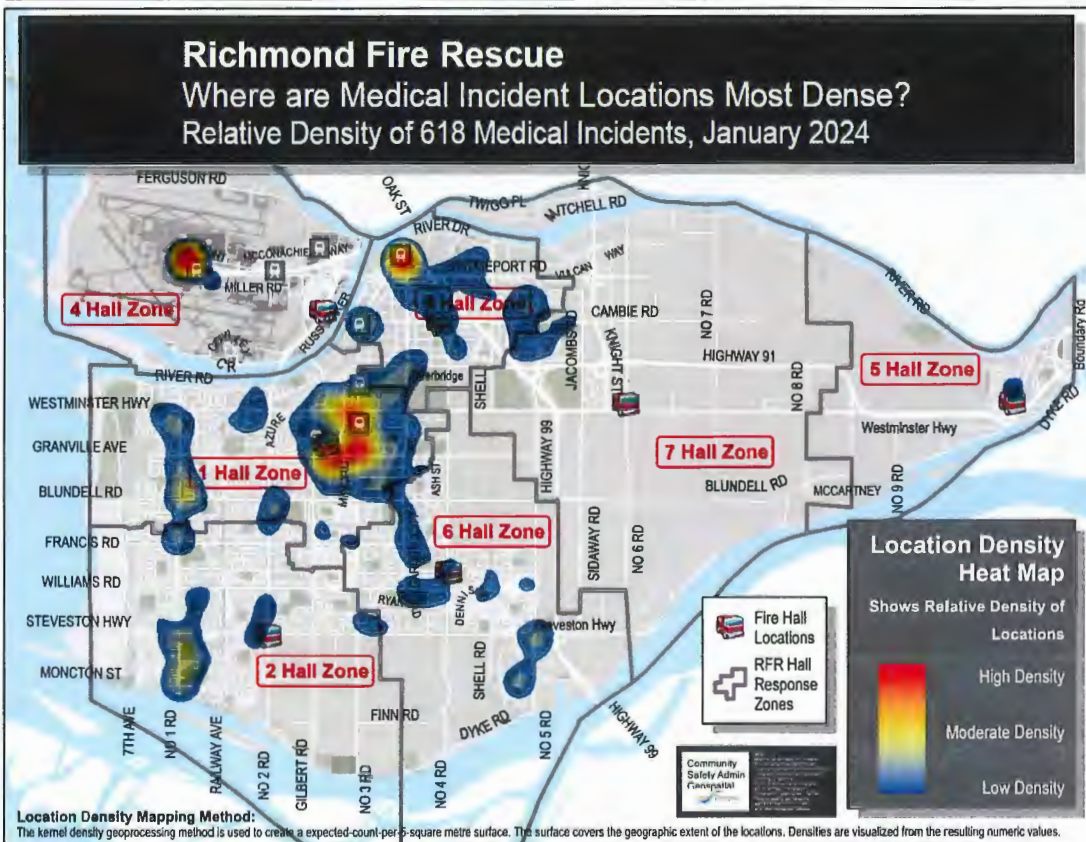
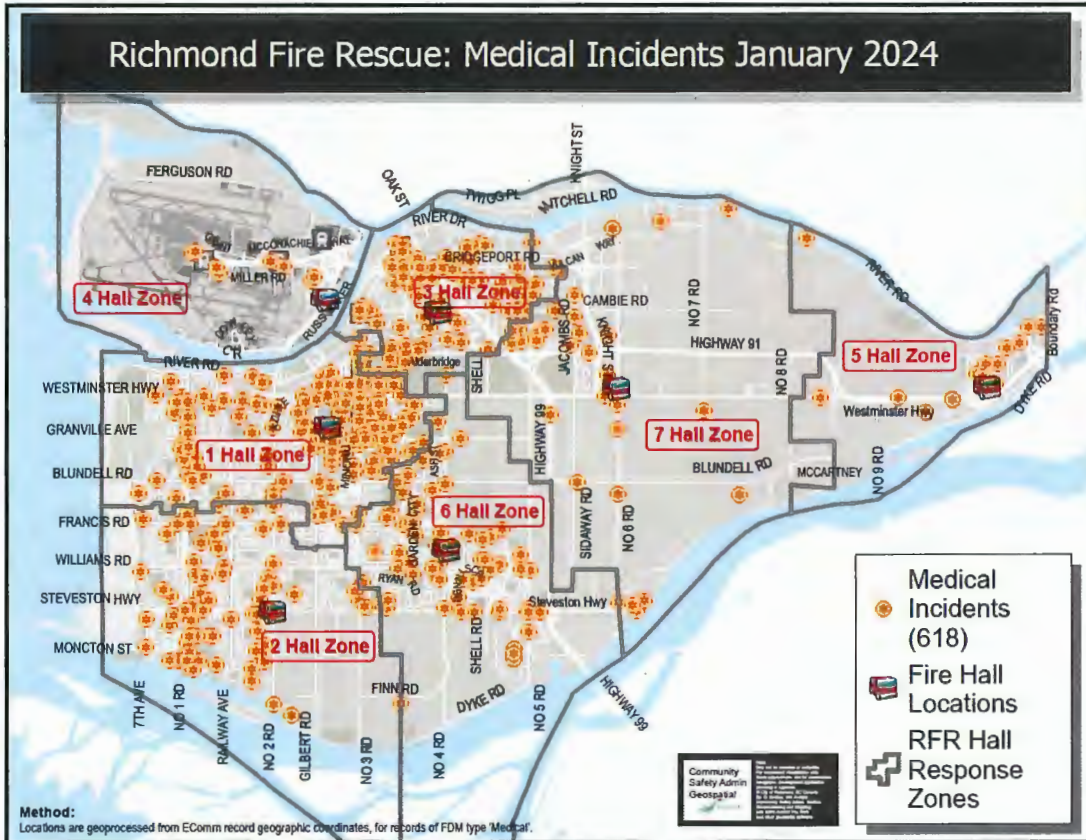


Figure 3: Location of reportable motor vehicle incidents (MVIs) attended in January 2024 (total 93)

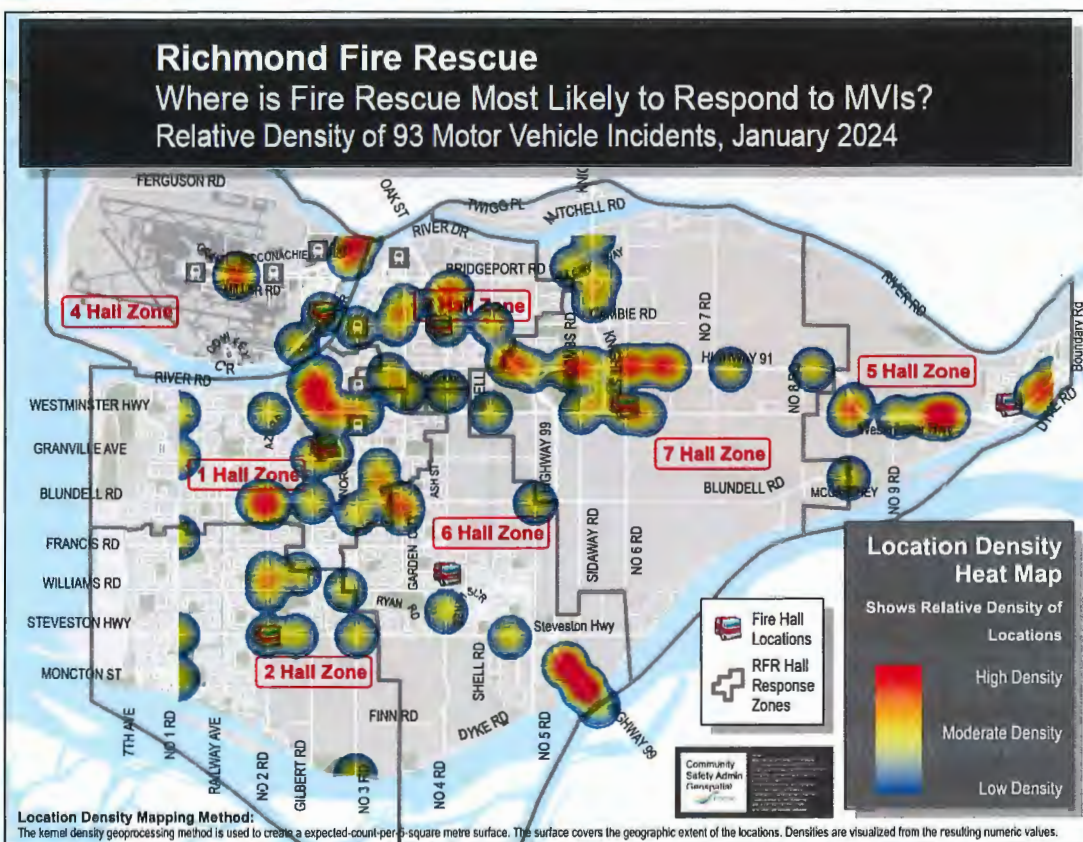
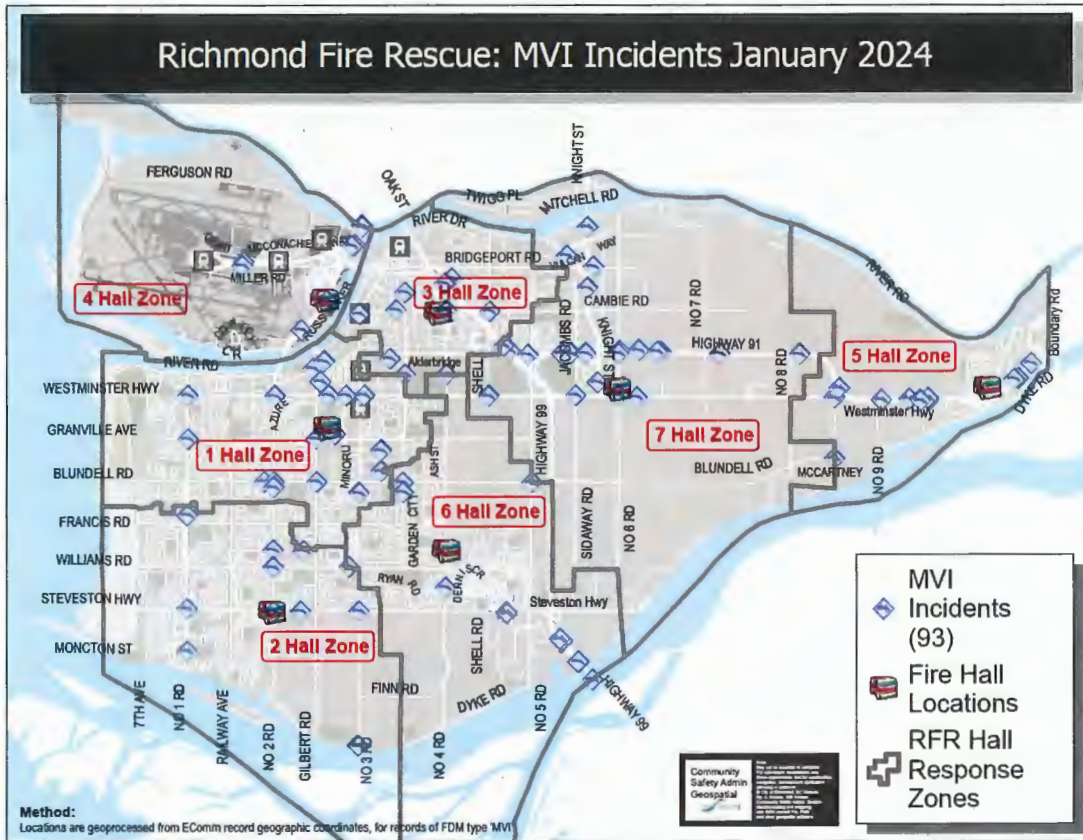


Figure 4: Location of reportable overdose / poisoning incidents attended in January 2024 (Total 44)

