

Richmond Public Library 2009 Annual Report to the Community

Message from the Board Chair, Arlene Yoshikawa Gold Medal Library Service

The 2010 Olympic Winter Games were the best of times, with Canadian pride filling the air and 46,278 visitors from around the world filling our *International Living Room*. Staff was busier in 2009 than ever before, offering programs for families, new immigrants and job seekers. A generous donation helped us establish the Scotiabank Filipiniana Collection, and we also launched the Chinese catalogue and Curious About Science Kits for kids. Our fantastic Friends of the Library raised funds for those special extras, including new titles for our Book Club collection – and we're very grateful to them for all their hard work. Thank you Friends!



L –R: Mark Bostwick, Arlene Yoshikawa (Chair), Peter Kafka, Linda Barnes, Lyn Greenhill, Leslie Wilson, Dulce Cuenca, Pat Watson (Vice Chair), and Albert Beh

Cash and In-Kind Donations Received January - December 2009

Thank you to our many generous donors who help us improve and expand access to essential programs, collections and services. To donate, visit www.yourlibrary.ca/donations or any RPL branch.

Donations \$10,000 and up: Friends of the Richmond Public Library. **Donations \$1,000-\$9,999:** The Ben & Esther Dayson Charitable Foundation; Dorothy Bradley; Filipino Scotiabankers; Iready.ca Communications; Richmond Chinese School Foundation; Richmond E-Venti Marathon; Richmond Food Security Society; Scotiabank; Starbucks Coffee Company; Win Than; Gary and Pat Watson. **Donations \$100-\$999:** Allsorts Book Club; Anonymous; Az-Zahraa Book Club; Jeanne and Richard Bushey; Greg Buss and Cate McNeely; CFUW Richmond Evening Book Club; CFUW Richmond Afternoon Book Group; Elaine Chiang; Garry Point Book Club; Georgeann Glover; Robbin Greig; Anil Kumar Gulati; Lea Hengstler; Ironwood Afternoon Book Club; Ironwood Evening Book Club; Karma Book Club; Connie Lau; Celina Luk; Cyndi and Max Mintzberg; Royal Bank of Canada; Dugal and Pamela Smith; Arlene Yoshikawa. **Donations up to \$99:** Anonymous; Linda Barnes; Bernard Che; Yi-Ru Chen; Shelley Civkin; Sharon Doucelin; James Harcott; Irene Ho; James Zhi Hui Huang; Jiumn-Ming Huang; Chien-Hua Jen; Nicole Kosmyinka; Yuen Man Lui; Nadine Nutbrown; Alexis Rothschild; George Tikkanen; Erika Torres; Cheryl and Ed Wainwright; Alex and Madeleine Watts.

2009 Financial Highlights

Revenue:

Municipal contribution	\$ 7,081,100
Fines and miscellaneous	550,102
Grants	462,546
Donations	84,182
Gains on disposal of tangible capital assets	12,473
	<hr/>
	\$ 8,190,403

Expenses:


Salaries and employee benefits	\$ 5,739,412
Amortization	1,007,871
Supplies and equipment services	202,370
General and administration	192,396
Building, leases and maintenance	188,884
Utilities	187,791
Periodicals	89,061
Automation	81,561
Resource sharing services	74,495
	<hr/>
	\$ 7,763,841

Annual surplus \$ 426,562

The Richmond Public Library Board acknowledges generous financial support from the Public Library Services Branch, Ministry of Education.

RICHMOND PUBLIC LIBRARY

by the numbers



106,139

of Richmond residents
have library cards



4.87 MILLION
ITEMS BORROWED

On average each person borrowed 25.77 items



TOP 5

books borrowed in 2009

Children

1. Twilight by Stephanie Meyer
2. Diary of a Wimpy Kid:
The Last Straw by Jeff Kinney
3. Guinness World Records
4. Field Trip to Niagara Falls
by Geronimo Stilton
5. Breaking Dawn by
Stephanie Meyer

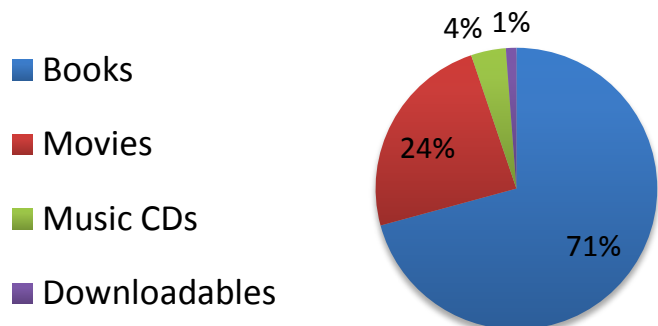
Adults

1. The Associate by John Grisham
2. The host by Stephanie Meyer
3. The appeal by John Grisham
4. Tribute by Nora Roberts
5. Call Me Ted by Ted Turner



Library held
2,624 programs with
111,828 attendees

what did people borrow



139,800
questions answered

visit our website at www.yourlibrary.ca

列治文公共圖書館

致社區的2009年年報

圖書館理事會主席Arlene Yoshikawa引言 圖書館服務金獎

2010冬季奧運會是一個極好的時刻，不但提高了加拿大人的自豪感，更吸引了46,278名來自世界各地旅客到訪我們的國際迎賓廳。職員在2009年內較以前任何時間都要忙碌，我們提供多元化活動給予家庭、新移民和求職人士。我們得到慷慨的捐款設立了「豐業銀行菲律賓主題收藏」，我們也啓用了中文圖書目錄和推出兒童「好奇科學工袋」。熱心的圖書館之友為我們籌募額外的經費，包括我們讀書會的新添書籍，我們慶幸能得到他們的鼎力支持，在此，再一次多謝我們的好友。



站立由左至右：Mark Bostwick、Arlene Yoshikawa (主席)、Peter Kafka、Linda Barnes、Lyn Greenhill、Leslie Wilson、Dulce Cuenca、Pat Watson (副主席)及Albert Beh。

2009年1至12月收到的捐款和捐贈

我們衷心感謝許多慷慨善長支持圖書館，使我們可改進和擴充重要的活動、收藏和服務。

有意捐助的善長請瀏覽www.yourlibrary.ca/donations或前往列治文公共圖書館任何一間分館。

捐贈 \$10,000或以上： 列治文公共圖書館之友。 **捐贈 \$1,000-\$9,999：** The Ben & Esther Dayson Charitable Foundation; Dorothy Bradley; Filipino Scotiabankers; Iready.ca Communications; 列治文中文學校基金會; Richmond E-Venti Marathon; Richmond Food Security Society; Scotiabank; Starbucks Coffee Company; Win Than; Gary 與 Pat Watson。 **捐贈 \$100-\$999：** Allsorts Book Club; 無名氏; Az-Zahraa Book Club; Jeanne 與 Richard Bushey; Greg Buss 與 Cate McNeely; CFUW Richmond Evening Book Club; CFUW Richmond Afternoon Book Group; Elaine Chiang; Garry Point Book Club; Georgeann Glover; Robbin Greig; Anil Kumar Gulati; Lea Hengstler; Ironwood Afternoon Book Club; Ironwood Evening Book Club; Karma Book Club; Connie Lau; Celina Luk; Cyndi與Max Mintzberg; 加拿大皇家銀行; Dugal 與 Pamela Smith; Arlene Yoshikawa。 **捐贈至\$99：** 無名氏; Linda Barnes; Bernard Che; Yi-Ru Chen; Shelley Civkin; Sharon Doucelin; James Harcott; Irene Ho; James Zhi Hui Huang; Jiumn-Ming Huang; Chien-Hua Jen; Nicole Kosmynka; Yuen Man Lui; Nadine Nutbrown; Alexis Rothschild; George Tikkanen; Erika Torres; Cheryl 與 Ed Wainwright; Alex與Madeleine Watts。

二零零九年財務撮要

收入：

列治文市政府撥款	\$ 7,081,100
逾期收費及其他收入	550,102
其他撥款	462,546
捐款	84,182
處置資產收益	12,473
	8,190,403

支出：

薪酬及員工福利	5,739,412
貸款攤還	1,007,871
物資及設備維修	202,370
一般開支及行政	192,396
建築、租約及維修	188,884
雜費	187,791
期刊	89,061
自動化	81,561
分擔資源服務	74,495


7,763,841

年終盈餘 \$ 426,562

列治文公共圖書館理事會感謝教育廳公共圖書服務部慷慨的財政支持。

列治文公共圖書館

統計數字



106,139

列治文居民
擁有圖書證

借出項目總數達 四百八十七萬

平均每人借閱25.77項



最受歡迎

五本借出書籍

兒童

1. 《Twilight》 Stephaine Meyer著
2. 《Diary of a Wimpy Kid: The Last Straw》 Jeff Kinney著
3. 《Guinness World Records》
4. 《Field Trip to Niagara Falls》 Geronimo Stilton著
5. 《Breaking Dawn》 Stephanie Meyer著

成人

1. 《The Associate》 John Grisham著
2. 《The Host》 Stephanie Meyer著
3. 《The Appeal》 John Grisham著
4. 《Tribute》 Nora Roberts著
5. 《Call Me Ted》 Ted Turner著



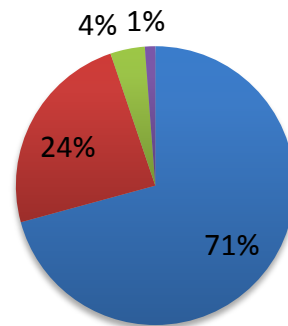
圖書館舉辦了

2,624項活動

出席人數達111,828人

讀者借了甚麼東西

- 書籍
- 電影
- 音樂光碟
- 可下載項目



139,800 回應查詢

請往www.yourlibrary.ca 瀏覽我們網頁

RICHMOND PUBLIC LIBRARY COMPARED WITH OTHER MUNICIPAL LIBRARIES WITHIN INTERLINK (2009)

LIBRARY EXPENDITURE PER CAPITA

CITY	POPULATION	OPERATING EXPENDITURE	LIBRARY EXPENDITURE PER CAPITA
West Vancouver*	44,980	\$4,530,954	\$100.73
Vancouver	628,621	\$41,899,347	\$66.65
North Vancouver District	86,954	\$5,254,582	\$60.43
North Vancouver City	48,500	\$3,003,944	\$61.94
New Westminster	63,749	\$3,358,032	\$52.68
Port Moody	31,753	\$1,601,514	\$50.44
Burnaby	218,241	\$10,161,032	\$46.56
Richmond	189,027	\$8,107,762	\$42.89
Coquitlam***	121,476	\$4,374,004	\$36.01
Surrey	434,033	\$13,832,328	\$31.87
Regional Total/Average	1,867,334	\$91,592,545	\$49.05

CITY SUPPORT PER CAPITA

CITY	POPULATION	CITY SUPPORT	CITY SUPPORT PER CAPITA
West Vancouver*	44,980	\$3,384,546	\$75.25
Vancouver	628,621	\$35,086,677	\$55.82
North Vancouver City	48,500	\$2,688,576	\$55.43
North Vancouver District	86,954	\$4,726,858	\$54.36
New Westminster	63,749	\$3,054,911	\$47.92
Port Moody**	31,753	\$1,373,182	\$43.25
Burnaby**	218,241	\$8,353,599	\$38.28
Richmond**	189,027	\$7,081,100	\$37.46
Coquitlam***	121,476	\$3,929,133	\$32.34
Surrey**	434,033	\$9,857,000	\$22.71
Regional Total/Average	1,867,334	\$79,535,582	\$42.59

TOTAL AREA OF FACILITIES PER CAPITA

CITY	POPULATION	SQUARE METERS	SQUARE METERS PER CAPITA
West Vancouver	44,980	5,340	0.119
North Vancouver District	86,954	6,989	0.077
Vancouver	628,621	45,262	0.072
North Vancouver City	48,500	3,345	0.069
New Westminster	63,749	3,800	0.060
Burnaby	218,241	9,598	0.044
Port Moody	31,753	1,161	0.037
Richmond	189,027	6,482	0.034
Coquitlam***	121,476	3,389	0.028
Surrey	434,033	11,955	0.028
Regional Total/Average	1,867,334	97,021	0.052

ITEMS LOANED PER CAPITA

CITY	POPULATION	ITEMS LOANED	ITEMS LOANED PER CAPITA
Richmond	189,027	4,847,674	25.6
North Vancouver City	48,500	1,162,690	24.0
West Vancouver	44,980	1,061,889	23.6
North Vancouver District	86,954	1,808,442	20.8
Port Moody	31,753	596,144	18.8
Burnaby***	218,241	3,708,656	17.0
Vancouver	628,621	9,884,812	15.7
New Westminster	63,749	847,156	13.3
Coquitlam***	121,476	1,245,781	10.3
Surrey	434,033	4,098,980	9.4
Regional Total/Average	1,867,334	29,262,224	15.7

* West Vancouver's operating expenditures includes significant capital expenses in 2009 (\$775,470). City Support includes funds for these capital projects.

** These libraries report significant in-kind services provided by the city (eg. payroll, human resources, IT) which are not included in Operating Expenditure or City Support

*** Coquitlam's main branch was closed for 3 months in 2009 for renovations.

***Burnaby's Kingsway branch was closed for 2 months before the move into the new branch.

RICHMOND PUBLIC LIBRARY COMPARED WITH OTHER MUNICIPAL LIBRARIES WITHIN INTERLINK (2009)

BOOKS AND RELATED MATERIALS EXPENDITURE PER CAPITA

CITY	POPULATION	MATERIALS EXPENDITURE	MATERIALS EXPENDITURE PER CAPITA
Vancouver	628,621	\$5,727,896	\$9.11
West Vancouver	44,980	\$346,643	\$7.68
Richmond	189,027	\$1,333,619	\$7.06
North Vancouver District	86,954	\$578,478	\$6.65
Burnaby	218,241	\$1,421,214	\$6.51
North Vancouver City	48,500	\$303,000	\$6.25
Port Moody	31,753	\$174,999	\$5.51
New Westminster	63,749	\$334,143	\$5.24
Surrey	434,033	\$1,772,306	\$4.08
Coquitlam	121,476	\$455,222	\$3.75
Regional Total/Average	1,867,334	\$12,446,520	\$6.67

BOOKS & MATERIALS AS % OF OPERATING EXPENDITURE

CITY	OPERATING EXPENDITURE	MATERIALS EXPENDITURE	MATERIALS PERCENT
Richmond	\$8,107,762	\$1,333,619	16.4%
Burnaby	\$10,161,032	\$1,421,214	14.0%
Vancouver	\$41,899,347	\$5,727,896	13.7%
Surrey	\$13,832,328	\$1,772,306	12.8%
North Vancouver District	\$5,254,582	\$578,478	11.0%
Port Moody	\$1,601,514	\$174,999	10.9%
Coquitlam	\$4,374,004	\$455,222	10.4%
North Vancouver City	\$3,003,944	\$303,000	10.1%
New Westminster	\$3,358,032	\$334,143	10.0%
West Vancouver*	\$4,530,954	\$345,643	7.6%
Regional Total/Average	\$96,123,499	\$12,446,520	12.9%

SALARIES EXPENDITURE PER CAPITA

CITY	POPULATION	SALARY EXPENDITURE	SALARY COSTS PER CAPITA
West Vancouver	44,980	\$2,875,869	\$63.94
Vancouver	628,621	\$30,387,913	\$48.34
North Vancouver City	48,500	\$2,234,304	\$46.07
North Vancouver District	86,954	\$3,948,753	\$45.41
Port Moody	31,753	\$1,221,679	\$38.47
Burnaby**	218,241	\$7,643,374	\$35.02
New Westminster	63,749	\$2,109,044	\$33.08
Richmond	189,027	\$5,739,412	\$30.36
Coquitlam	121,476	\$3,063,509	\$25.22
Surrey	434,033	\$9,456,484	\$21.79
Regional Total/Average	1,867,334	\$68,680,341	\$36.78

SALARIES EXPENDITURE AS % OF OPERATING EXPENDITURE

CITY	OPERATING EXPENDITURE	SALARY EXPENDITURE	SALARIES PERCENT
Port Moody	\$1,601,514	\$1,221,679	76.3%
Burnaby**	\$10,161,032	\$7,643,374	75.2%
North Vancouver District	\$5,254,582	\$3,948,753	75.1%
North Vancouver City	\$3,003,944	\$2,234,304	74.4%
Vancouver	\$41,899,347	\$30,387,913	72.5%
Richmond	\$8,107,762	\$5,739,412	70.8%
Coquitlam	\$4,374,004	\$3,063,509	70.0%
Surrey	\$13,832,328	\$9,456,484	68.4%
West Vancouver*	\$4,530,954	\$2,875,869	63.5%
New Westminster	\$3,358,032	\$2,109,044	62.8%
Regional Total/Average	\$92,765,467	\$66,571,297	71.8%

* West Vancouver's operating expenditures include significant capital expenses in 2009 (\$775,470).

** Burnaby underwent an Internal Equity exercise in late 2008 which resulted in higher wages in some positions in 2009.