



City of Richmond

Report to Committee

To: Community Safety Committee **Date:** May 16, 2013
From: John McGowan **File:** 09-5000-01/2012-Vol
Fire Chief, Richmond Fire-Rescue 01
Re: **Richmond Fire-Rescue – April 2013 Activity Report**

Staff Recommendation

That the staff report titled Richmond Fire-Rescue – April 2013 Activity Report, dated May 16, 2013, from the Fire Chief, Richmond Fire-Rescue, be received for information.

John McGowan
Fire Chief
(604-303-2734)

REPORT CONCURRENCE	
CONCURRENCE OF GENERAL MANAGER 	
REVIEWED BY DIRECTORS	INITIALS: DW
REVIEWED BY CAO	INITIALS: GD

Staff Report

Origin

The purpose of this report is to keep Council informed on matters pertaining to public safety services in the community of Richmond.

Council Term Goals for 2011-2014 identify the desire to ensure Richmond remains a safe and desirable community to live, work and play in, through the delivery of effective public safety services that are targeted to the City's specific needs and priorities.

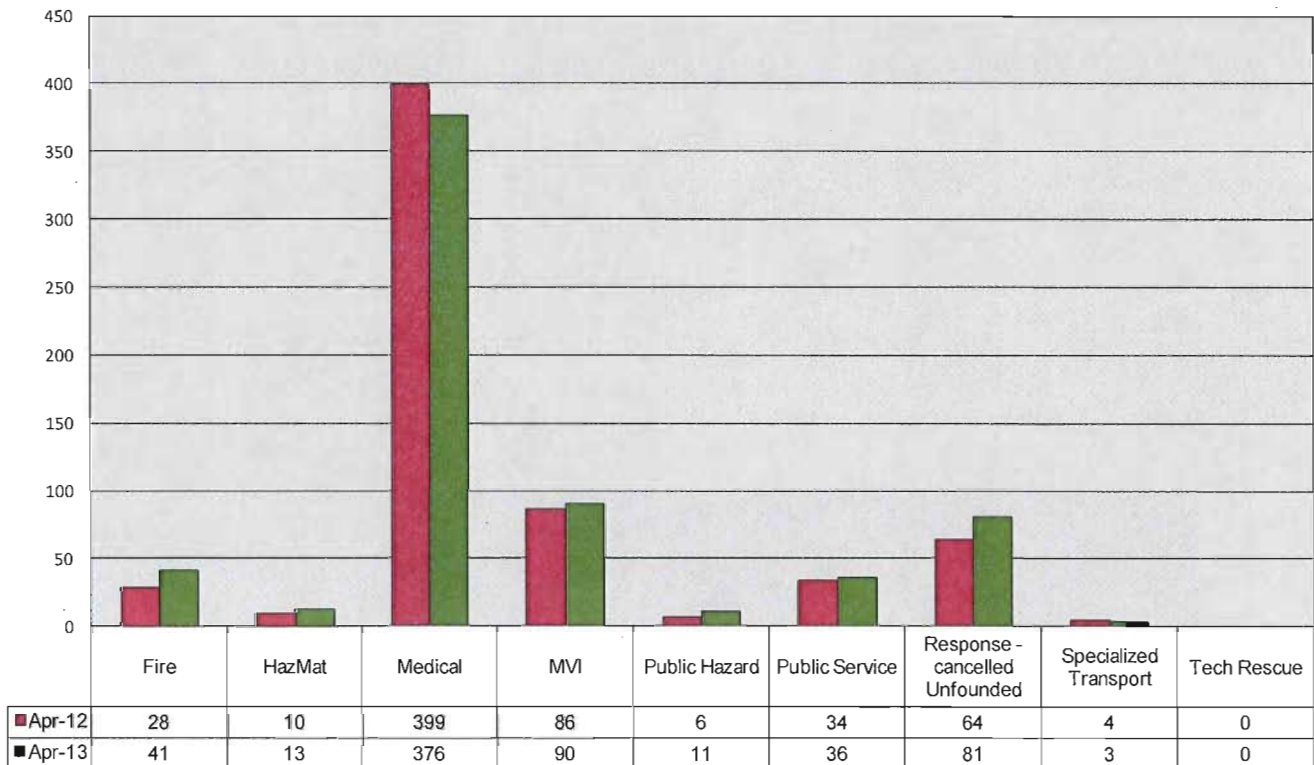
Analysis

Fire-Rescue's report for April 2013 is set out below.

Suppression Activity

The following is a month to month comparison chart of the number of incidents that occurred in April 2012 and April 2013. For April 2013, there were a total of 757 incidents compared to 735 in April 2012, representing an increase of 3%.

April 2012 & 2013 Calls for Service Volumes



Call Type Legend:

Alarm Active/NoFire includes: accidental, malicious, equipment malfunctions

HazMat: includes fuel or vapour; spills, leaks, or containment

Medical includes: cardiac arrest, emergency response, home or industrial accidents

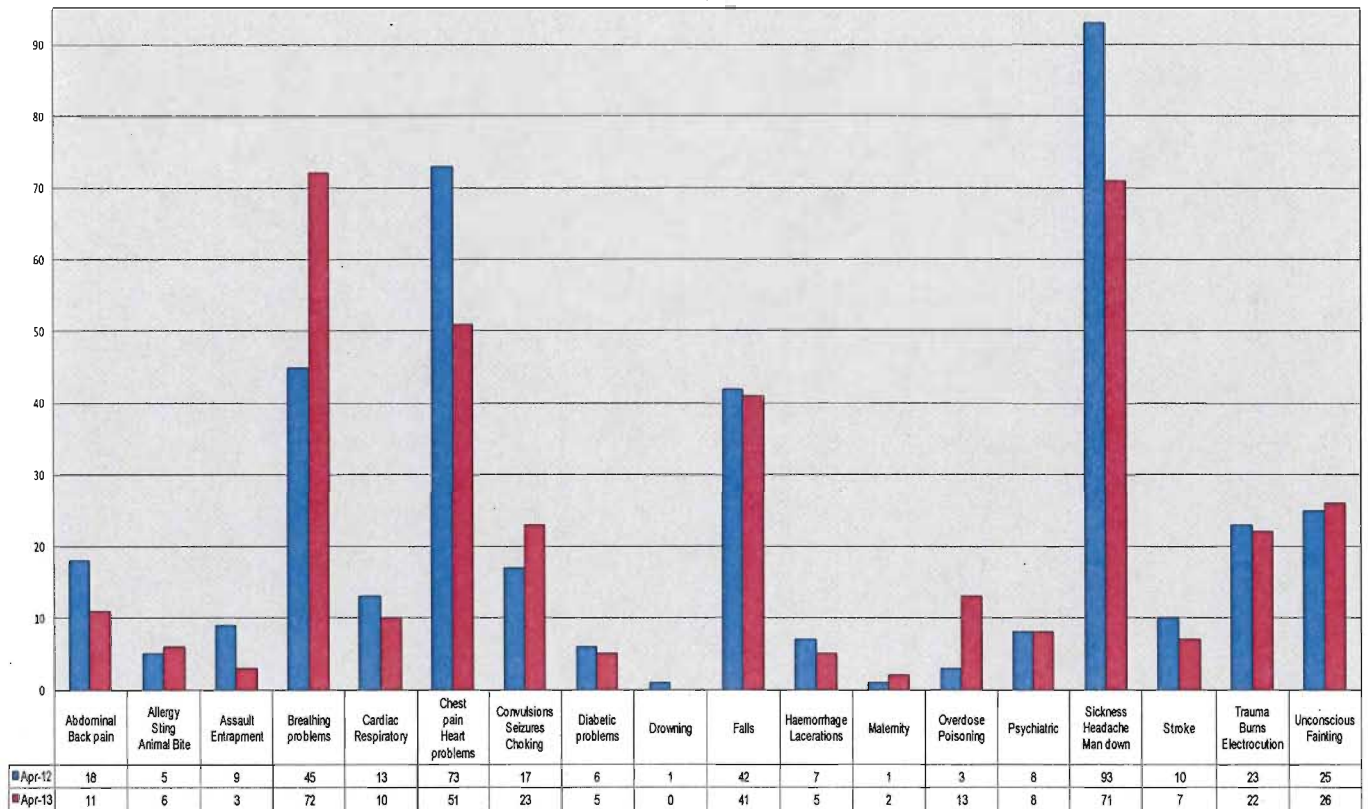
Public Hazard includes: aircraft emergency, bomb removal standby, object removal, or power lines down

Public Service includes: assisting public, ambulance or police, locked in/out, special events, trapped in elevator, water removal

First Responder Totals

Medical calls comprise 49.7% of total calls for RFR. A detailed breakdown of the medical calls for April 2012 and 2013 by sub-type is set out in the following table, with a total of 376 medical calls for April 2013. This represents a reduction of 5.8% over the same period in 2012. Analysis of increases in the breathing problems demonstrated no defined reason other than the average patient’s age (63+).

April 2012 & 2013 Medical Calls by Type



Incidents

Notable emergency incidents which involved RFR for April 2013 were:

Medical

RFR crew attended to a male that had attempted to take his own life. The man’s injury was such that it was extremely difficult for RFR crews to stabilize him. The patient was transported to hospital and outcome was unknown. RFR crews worked with BC Ambulance Services (BCAS) and RCMP also on scene.

RFR crews attended to a worker that had fallen while pressure washing the roof of a home. The individual fell approximately 25 feet to the concrete below. Arriving crews found the male unconscious with blood pooling around his head. RFR members performed spinal immobilization, inserted an airway and gave oxygen. The male was transported to hospital by BCAS but later succumbed to his injuries.

RFR crew arrived to the south side of Aberdeen Mall near the car parkade. They found a woman lying on the glass overhang approximately 12 feet above them with significant lower limb injuries. RFR was faced with a victim access issue and called in a second apparatus to assist in the rescue. RFR crews accessed the patient using ladders and brought her out onto the parkade level, where she was passed over to BCAS for treatment and transport to hospital.

RFR crews provided medical assistance to an unconscious male who was found lying on a road, bleeding from his left ear. It was reported that the male had been assaulted. Crews worked quickly to stabilize the patient prior to transportation to hospital.

RFR crews also responded to three incidents of cardiac issues, including two males over the age of 60, and a 54 year old female.

Fires – Residential / Commercial / Outdoor

RFR crews responded to an industrial fire at a Plywood Plant on Vulcan Way. The fire was located in a dryer and above dryer in the ceiling. It was difficult for RFR crew to mitigate extinguishment of the fire due its location. Crews also experienced difficulty in removing smoke from the site. Eight RFR units were involved in the fire.

RFR attended to a fire in the food court of Yaohan Centre. On arrival crew found the mall full of smoke and a fire coming from one of the kitchen facilities. RFR began suppression and quickly put the fire out. The sprinklers had also activated, and RFR took action to prevent further damage by shutting them down. RFR evacuated the complex and ventilated the scene with portable fans. RFR had 24 of its 33 on duty members attend to mitigate this event.

RFR crews responded to a structure fire in a home on Patterson Road where the occupant had returned to find his house full of black smoke. First arriving crews quickly suppressed the fire and prevented further loss to the property.

RFR crews attended an abandoned house fire at No 4 Road. This was a second alarm with quick extinguishment. An RFR investigator found two drums of Meth Sodium Hydroxide at the scene. Crews decontaminated RFR equipment post event.

RFR crews responded to a second alarm fire call at Broadmore Boulevard in a rear detached garage. Crews cut access from the side of the garage and extinguished the fire quickly.

For April 2013, the estimated total Fire Loss was \$639,460, which includes \$559,460 for building loss and \$80,000 for content loss. The total building and content value at risk was \$37,052,900 and the total value preserved was \$36,413,440, which translates to 98.3% of value protected.

Fire Calls By Type and Loss Estimates – April						
Incident Type Breakdown	Call Volume	Estimated Building Value \$	Estimated Building Loss \$	Estimated Content Value \$	Estimated Content Loss \$	Estimated Total Value Preserved \$
Residential:	5	1,536,000	426,000	368,000	10,000	1,468,000
- Single-family	6	9,046,000	30,000	3,000,000	0	12,016,000
- Multi-family						
Commercial/Industrial	4	22,000,000	100,000	77,000	70,000	21,907,000
Fire – Outdoor	23	1,000,000	10	0	0	999,990
Vehicle	3	25,900	3,450	0	0	22,450
Totals*	41	33,607,900	559,460	3,445,000	80,000	36,413,440

*The dollar losses shown in this table are preliminary estimates. They are derived from RFR's record management system and are subject to change due to delays in reporting and confirmation of actual losses from private insurance agencies (as available).

The fire investigation statistics for April 2013 are listed below:

Total Fire Investigation Statistics – April			
	Suspicious	Accidental	Undetermined
Residential - Single-family	1	3	1
Residential - Multi-family	1	1	4
Commercial/Industrial	0	2	2
Fire – Outdoor	3	9	11
Vehicle	0	1	2
Totals	5	16	20

HazMat

All hazmat calls for April were relatively minor, quickly mitigated, and did not require any long-term hazmat team deployment.

HazMat Calls By Type – April	
HazMat Calls	Details
Natural Gas/Propane Leaks (small)	5
Flammable/Combustible Liquids	3
Misc. (empty containers to unknown powder)	5
Total	13

Training and Education

RFR training staff attended organizational meetings at YVR for the training exercise on April 17.

RFR training staff completed the training of all suppression staff in Module 5 (Hose Management) of the Hi-Rise program.

Community Relations / Public Education

Richmond Fire-Rescue participated in numerous events and activities for public education during April 2013. Some of the events attended by the Fire Chief, Deputy Chiefs, RFR crews and Prevention Officers were as follows:


- 22 car seat inspections provided at Fire Hall No.1
- Pumper visits were provided to *Our Saviour Child Care Centre, Cornerstone Christian Academy, BC Muslim School – Grade 1, Christian Home Educators Association of Richmond (CHEAR) and the West Richmond Community Centre Pre-School.*
- Hall Tours were provided for *Richmond 27th Beavers, City of Richmond Diversity Services, Division 9 – DeBeck Elementary School and 9th Ocean Vista Spark Unit.*
- Attended the *RFR's Easter Egg Hunt and the Wellness & Home Fair (The Nurse Next Door)* with over 250 adults.

Financial Impact

None

Conclusion

Richmond Fire-Rescue continues to deliver services and programs through an approach balancing prevention, education and emergency response. This direction is based on the belief that prevention, education and emergency response programs must be well established and integrated to have a positive impact on community safety.



John McGowan
Fire Chief
(604-303-2734)

JM:js