



City of Richmond




Report to Committee

To: Community Safety Committee **Date:** August 26, 2013
From: John McGowan **File:** 09-5000-01/2012-Vol
 Fire Chief, Richmond Fire-Rescue 01
Re: Richmond Fire-Rescue – June 2013 Activity Report

Staff Recommendation

That the staff report titled Richmond Fire-Rescue – June 2013 Activity Report, dated August 26, 2013, from the Fire Chief, Richmond Fire-Rescue, be received for information.

John McGowan
Fire Chief
(604-303-2734)

REPORT CONCURRENCE	
(CONCURRENCE OF GENERAL MANAGER 	
REVIEWED BY DIRECTORS	INITIALS: 
REVIEWED BY CAO	INITIALS: 

Staff Report

Origin

The purpose of this report is to keep Council informed on matters pertaining to public safety services in the community of Richmond.

This report supports Council Term Goal #1: *to ensure Richmond remains a safe and desirable community to live, work and play in, through the delivery of effective public safety services that are targeted to the City's specific needs and priorities.*

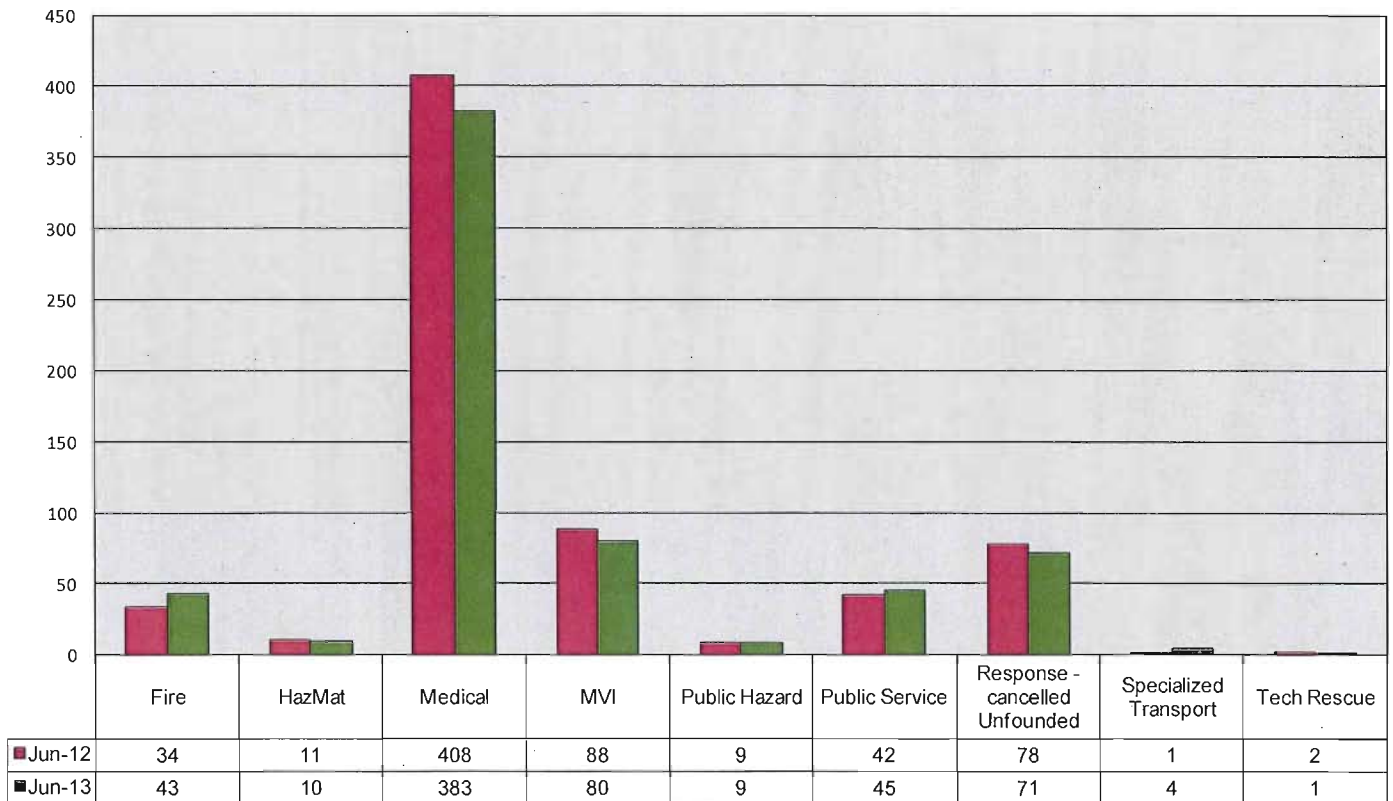
Analysis

Richmond Fire-Rescue's report for June 2013 is set out below.

Suppression Activity

The following chart provides a month to month comparison of the number of incidents that occurred in June 2012 and June 2013. In June 2013 there were a total of 763 incidents, compared to 775 in June 2012. This represents a reduction of 1.5%.

June 2012 & 2013 Calls for Service Volumes



Call Type Legend:

Alarm Active/No Fire includes: accidental, malicious, equipment malfunctions

HazMat includes: fuel or vapour; spills, leaks, or containment

Medical includes: cardiac arrest, emergency response, home or industrial accidents

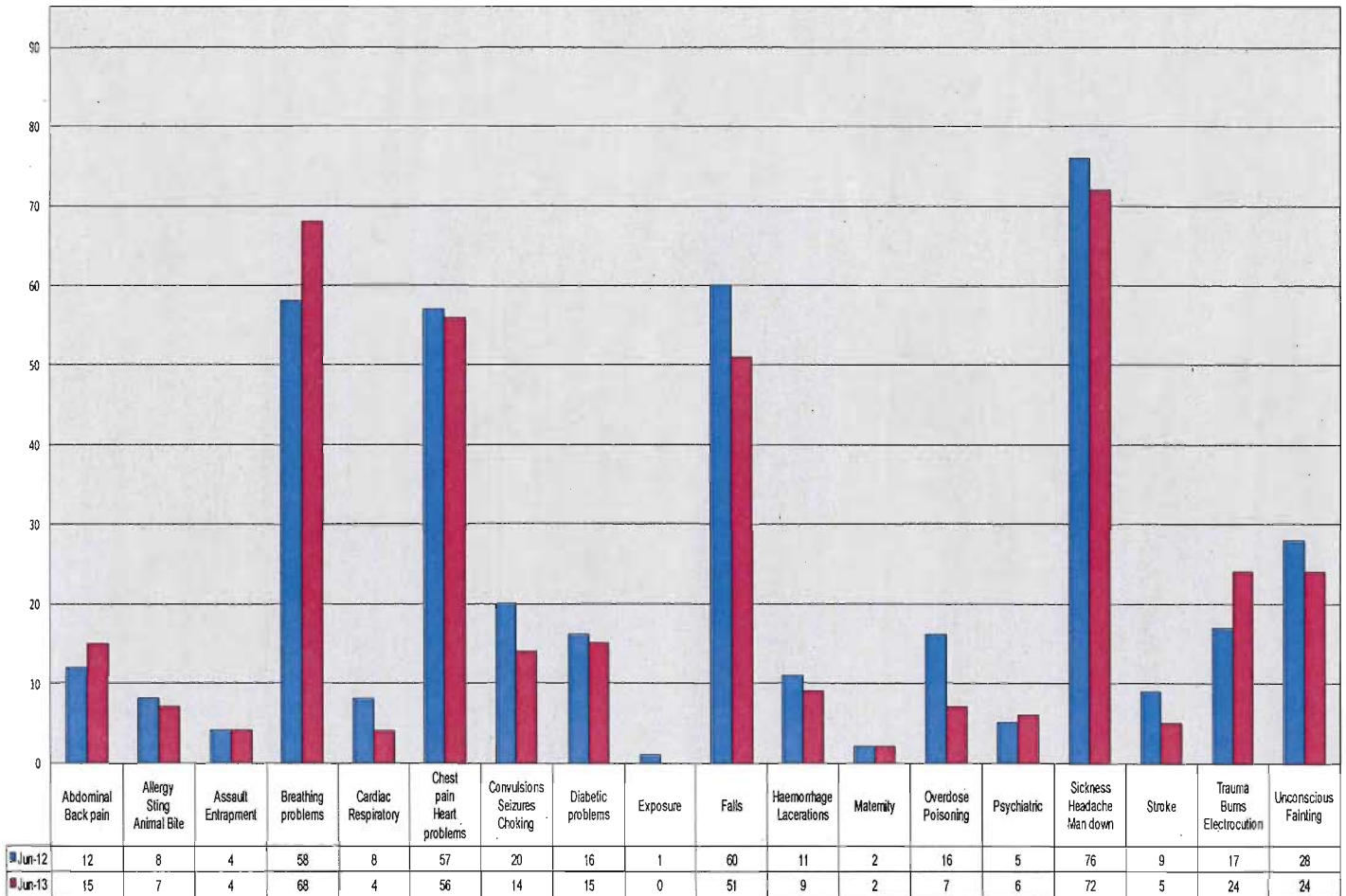
Public Hazard includes: aircraft emergency, bomb removal standby, object removal, or power lines down

Public Service includes: assisting public, ambulance or police, locked in/out, special events, trapped in elevator, water removal

First Responder Totals

Medical calls comprise 50.2% of total calls for RFR. A detailed breakdown of the medical calls for June 2012 and June 2013 is set out in the following table by sub-type. There were a total of 383 medical calls for June 2013, representing a decrease of 6.1% when compared to the same period in 2012.

June 2012 & 2013 Medical Calls by Type



Incidents

Notable emergency incidents which involved RFR for June 2013 were:

Motor Vehicle Incidents (MVI)

RFR crews responded to a three vehicle Motor Vehicle Incident on Alberta Road. Two of the vehicle occupants required assistance and were treated by RFR and BC Ambulance Services (BCAS). Both patients were taken to hospital for further treatment.

A three vehicle incident occurred Westbound on Highway 91 involving a vehicle that had jammed under a fuel tank of a dump truck. The single occupant of the trapped car was still in the vehicle. Crews extricated the patient by removing the driver's door with the Jaws of Life. RFR crews assisted BCAS with removing the driver and placing them on a spine board. RFR crews then raised the front end of the dump truck using airbags to recover the trapped vehicle from under the dump truck.

Fires – Residential / Commercial / Outdoor

During June, four incidents occurred at a building on Westminster Highway where the fire alarm pull station was activated. Discussions were held with the Strata contact who notified RCMP for further investigation.

Report of an electrical transformer fire within a large building on Horseshoe Way was received. Power was shut off at a nearby electrical panel which neutralized the transformer. The small fire within the transformer was then extinguished.

A large beach fire located on the South Side of Garry Point Park was reported. The fire consisted of eight large smouldering pieces of drift wood. The wood was extinguished by RFR crews.

Other incidents included two pot-on-stove fires, a brush fire, and a fire in a public washroom.

For June 2013, the estimated total Fire Loss was \$6,200. This includes \$5,800 for building loss and \$400 for content loss. The total building and content value at risk was \$37,031,966, and the total value preserved was \$37,025,766. These numbers translate to 99.9% of value protected.

Fire Calls By Type and Loss Estimates – June						
Incident Type Breakdown	Call Volume	Estimated Building Value \$	Estimated Building Loss \$	Estimated Content Value \$	Estimated Content Loss \$	Estimated Total Value Preserved \$
Residential:						
- Single-family	3	9,000,000	-	5,000,000	-	14,000,000
- Multi-family	3	-	-	-	-	-
Commercial/Industrial	5	16,025,000	-	7,000,000	400	23,024,600
Fire – Outdoor	31	6,900	5,800	66	-	1,166
Vehicle	1	-	-	-	-	-
Totals*	43	25,031,900	5,800	12,000,066	400	37,025,766

*The dollar losses shown in this table are preliminary estimates. They are derived from RFR's record management system and are subject to change due to delays in reporting and confirmation of actual losses from private insurance agencies (as available).

The fire investigation statistics for June 2013 are listed below:

Total Fire Investigation Statistics – June			
	Suspicious	Accidental	Undetermined
Residential - Single-family	-	3	-
Residential - Multi-family	-	3	-
Commercial/Industrial	1	1	3
Fire – Outdoor	6	12	13
Vehicle	-	1	-
Totals	7	20	16

HazMat

HazMat Calls By Type – June	
HazMat Calls	Details
Natural Gas/Propane Leaks (small)	9
Flammable/Combustible Liquids	1
Misc. (empty containers to unknown powder)	-
Total	10

In June, RFR crews responded to a report that a dug up gas line had ruptured. This led to live power lines lying directly over the rupture. The incident occurred in front of a senior care home facility and elementary school on Blundell Road. RFR crews created an isolation zone that involved shutting down east and west bound traffic on Blundell Road.

RFR conducted a Hazard Zone Assessment, which led to an evacuation, and Protect in Place Strategy for the care home residents. The elementary school administration was notified to keep everyone inside the building and a limited evacuation strategy was organized with RCMP. This involved having children evacuate to the east of the building where a pick up point was set aside at a church for the parents to report to.

Hydro and Fortis arrived to control the utilities. The incident was resolved in the span of two hours and local activity was then returned to normal while utility crews continued with their repairs.

All other HazMat calls for June were relatively minor, quickly mitigated, and did not require any long-term HazMat team deployment.

Community Relations / Public Education

Richmond Fire-Rescue participated in numerous events and activities for public education during June 2013. The events attended by the Fire Chief, Deputy Chiefs, RFR crews and Prevention Officers were as follows:

- 28 car seat inspections at Fire Hall No.1

- Pumper visits for: *Tim Horton Camp Day; William Bridge Elementary School; Childhood Discoveries; Westwind Elementary; Thompson Community Picnic; Talmey Elementary School Sports Day Parade; Burkeville Daze; Pioneer Daycare; and Hamilton Movie Night Out*
- Safety and training events: *Royal Canadian Marine Search & Rescue First Aid Training (2 events); and Health, Safety and Wellness Fair at the Delta Hotel*
- Special events: *Odd Squad Gala Fundraiser; Richmond Fire-Rescue's Retirees Dinner; and Steveston Ships to Shore*

Financial Impact

None

Conclusion

Richmond Fire-Rescue continues to deliver services and programs through an approach balancing prevention, education and emergency response. This direction is based on the belief that prevention, education and emergency response programs must be well established and integrated to have a positive impact on community safety.



John McGowan
Fire Chief
(604-303-2734)

JM:js