



City of Richmond

Report to Committee

To: Community Safety Committee **Date:** January 14, 2019
From: Tim Wilkinson
Fire Chief, Richmond Fire-Rescue **File:** 09-5000-01/2018-Vol 01
Re: **Richmond Fire-Rescue Monthly Activity Report – December 2018**

Staff Recommendation

That the staff report titled “Richmond Fire-Rescue Monthly Activity Report – December 2018”, dated January 14, 2019, from the Fire Chief, Richmond Fire-Rescue, be received for information.

Tim Wilkinson
Fire Chief
(604-303-2701)

Att. 2

REPORT CONCURRENCE	
CONCURRENCE OF GENERAL MANAGER	
REVIEWED BY STAFF REPORT / AGENDA REVIEW SUBCOMMITTEE	INITIALS:
APPROVED BY CAO	

Staff Report

Origin

This report provides Council with an update on Richmond Fire-Rescue (RFR) activities. RFR is reporting on its activities in support of its mission:

To protect and enhance the City's livability through service excellence in prevention, education and emergency response.

This report supports Council's 2014-2018 Term Goal #1 A Safe Community:

Maintain emphasis on community safety to ensure Richmond continues to be a safe community.

Analysis

Community Involvement

RFR advances public awareness, education and community bridge building by participating in training events, community activities and social media.

During December staff engaged with approximately 398 children and adults, continuing to develop effective interagency relationships and partnerships within the community.

Events included:

- Safety presentations with Emergency Social Services and Chimo Community Services.
- Combat Challenge for Richmond Sockeyes Hockey Team.
- Community Lighting of the Fire Hall with Hamilton Community Centre.

Emergency Response

RFR's goal is to respond to events in a manner where loss of life, reduction of property damage and protection of the environment is mitigated. In December 2018 there were a total 863 incidents, representing a 15 per cent reduction in calls from December 2017 (Attachment 1).

The average time on scene for RFR crews was 31 minutes; this is an increase over the on scene time of 25 minutes in 2017. This is due to the nature and severity of each call and the duration on scene.

Recently, BC Emergency Health Services (BCEHS) adopted a new Clinical Response Model that does not identify RFR as a needed resource for medical events deemed to be low priority. The reduction in overall fire-rescue events and the resulting reduction in overall time on scene is due to the reclassification of medical calls by BCEHS for their triaging and deploying resources of BC Ambulance Services. The largest area of reduction comes in the mid-range (orange) priority medical events where BCEHS has chosen not to respond with fire-rescue resources when a BC Ambulance can arrive onto the event scene within 10 minutes. BCEHS continues to monitor this protocol.

In December 2018 there were 38 reportable fires to the Office of the Fire Commissioner; representing a 31 per cent increase from December 2017. The average figure for fires reported in December, over the last five years, is 30, thus reportable fires in the month of December remains consistent with year over year trends.

RFR's emergency fire response goal is to maintain fire to the room of origin. The room of origin standard is especially important in terms of fire loss increases some ten-fold once the fire leaves the room of origin. Fire damage and property losses during December 2018 are estimated at \$150,720. This total includes \$147,000 for building/asset loss and \$3,720 for content loss. The total building/asset and content value at risk was estimated to be \$455,773,222 and the total value preserved from damage was \$455,622,502. These numbers translate to 99 per cent of value protected (Table 1); this is the same as the 99 per cent protected value observed in 2017.

Incident Type Breakdown	Call Volume	Estimated Building / Asset Value (\$)	Estimated Building / Asset Loss (\$)	Estimated Content Value (\$)	Estimated Content Loss (\$)	Estimated Total Value Preserved (\$)
Residential: Single family	3	6,023,000	5,000	50,000	-	6,068,000
Multi family	9	82,447,201	35,000	20	20	82,412,201
Commercial / Industrial	7	180,981,000	500	10,000	200	180,990,300
Outdoor	14	119,400,001	2,500	-	-	119,397,501
Vehicle/Vessel	5	66,855,000	104,000	7,000	3,500	66,754,500
Totals*	38	455,706,202	147,000	67,020	3,720	455,622,502

*The dollar losses shown in this table are preliminary estimates. They are derived from RFR's record management system and are subject to change due to delays in reporting and confirmation of actual losses from private insurance agencies (as available).

Significant Events

Fire crews minimized loss and limited fires to the place of origin in these notable December 2018 incidents:

- Residential fire on Capella Drive. RFR crews responded to a structure fire. First in crew members attacked and extinguished the fire, which was contained to the area of origin. There were four occupants present at the time and three sustained injuries. The injured patients were transported to hospital by BC Ambulance Services. Nearby residential units suffered smoke damage and Emergency Social Services staff provided assistance for the five displaced persons and two pets. A RFR Fire investigator attended.
- Residential fire on No. 2 Road. Arriving crews responded to fire that was venting out of a second floor window. Crews began extinguishing the fire from both inside and outside of the property. The fire was quickly brought under control and remained in the room of origin. The lone occupant, who was checked by BC Ambulance Services, had no injuries. A RFR Fire investigator attended.

CNCL - 102

- Compressed gas leak at a commercial property on Westminster Highway. RFR crews responded to a hotel on Westminster Highway for a significant natural gas leak. Crews arrived at the scene, located the source and slowed the leak before it was shut off by Fortis BC. The hotel's alarms had sounded and an evacuation was underway. RFR conducted air quality readings to determine the air quality prior to allowing the evacuees to re-enter the building. Due to the nature of the incident the RCMP attended the scene.
- Residential and vehicle fire on Heather Street. RFR crews responded to reports of a vehicle fire. Once onsite, crews saw a car on fire up against a residential property. Crews engaged the car fire and checked for any fire extension to the home. The fire was quickly extinguished. Smoke from the vehicle fire had gone inside the home and crews used ventilation equipment to clear it. The residents were not displaced and there were no injuries. A RFR Fire investigator and the RCMP attended the scene.
- Residential fire on Gilbert Road. RFR crews responded to a kitchen fire on the ground floor suite. On arrival the building occupants had evacuated and four adults and one child were accounted for. There were no reports of injuries. The fire had spread and crews attacked the fire and were able to knock it down quickly. Emergency Social Services staff provided assistance for the five displaced persons. Other building tenants were allowed to return back to into their apartments once the all clear had been given. A RFR Fire investigator attended.
- Residential fire on No. 2 Road. RFR units responded to reports of smoke and flames. On arrival crews forced entry and quickly extinguished the fire, which had spread into an attic. There were no occupants home at the time, however the family cat had succumbed to smoke asphyxiation and the crew used the RFR Pet Kit to respectfully remove the animal. There were no injuries to the public or RFR members. Emergency Social Services attended to provide assistance in housing the two occupants. The City's works yard was called to facilitate boarding up the entry door. A RFR Fire investigator attended.
- Residential fire at Thompson Gate. Multiple RFR crews responded to an electrical fire and electrical arcing issues from the interior of the home. BC Hydro attended to isolate the power and the gas was also turned off. Once the scene was declared safe crews entered, attacked and extinguished the fire. BC Ambulance, RCMP. There were no injuries to public or RFR crews members. A RFR Fire investigator attended
- Commercial fire at Templeton Station Road. RFR crews responded to a fire at the back of a retail store. The onsite sprinkler system had activated and firefighters used an extinguisher to complete the extinguishment. Crews used a Thermal Imaging Camera to confirm the fire had been extinguished and had not spread. A Positive Pressure Ventilation fan was set up to clear away the smoke. There were no injuries to the public or RFR members. A RFR Fire investigator attended.

Financial Impact

None.

Conclusion

RFR monitor activities to identify trends and create programs to respond to emerging trends.

A handwritten signature in black ink, appearing to read 'Tim Wilkinson', with a long horizontal line extending to the right.

Tim Wilkinson
Fire Chief
(604-303-2701)

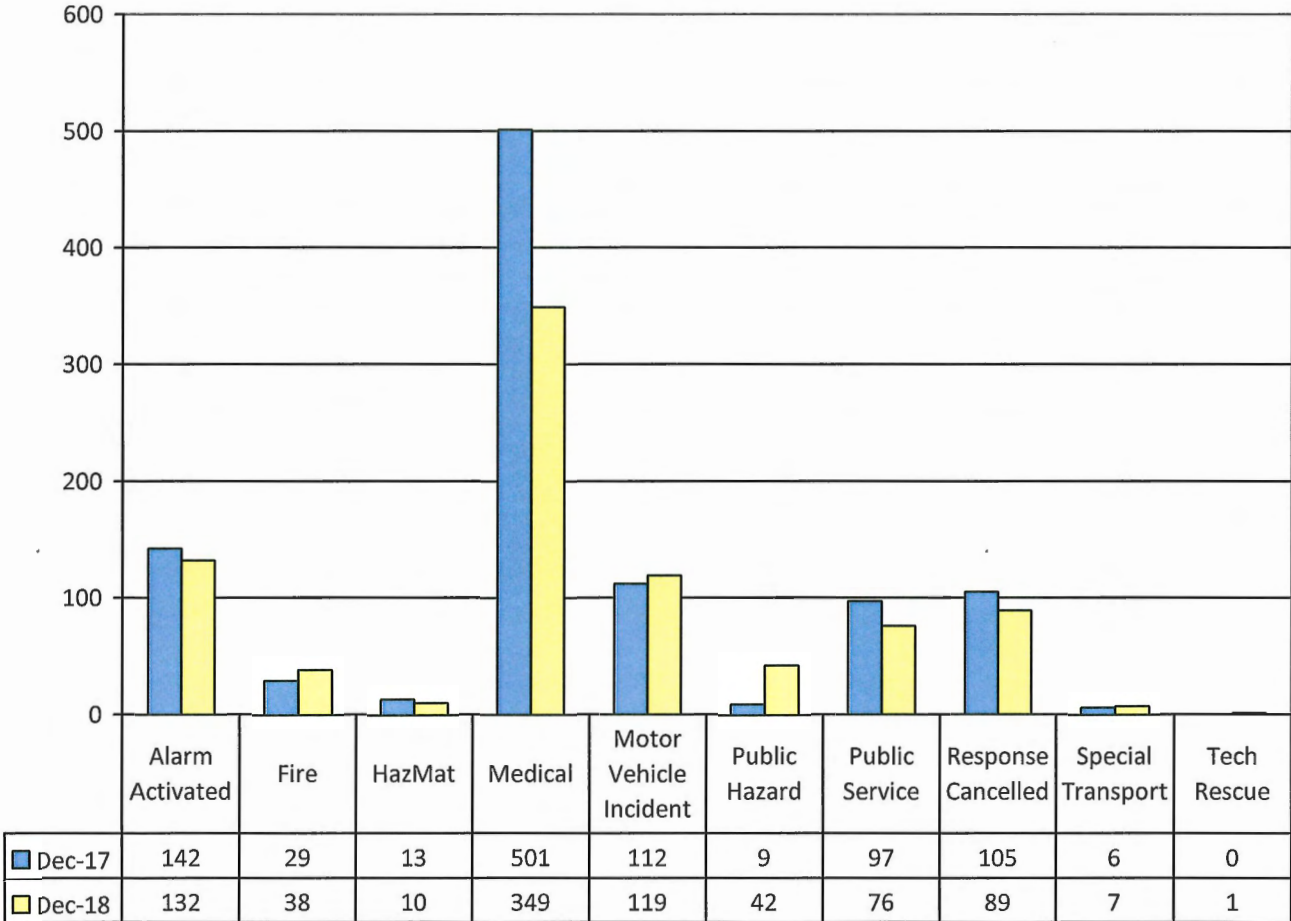
TW:js

- Att. 1: Suppression Activity
2: Location of December's Fire, Medical and MVIs

Calls for Service Volumes

The following chart provides a month to month comparison regarding incidents occurring in December 2017 and 2018. In December 2018, there were a total of 863 incidents, compared to 1,014 in December 2017. This represents decrease of 15 per cent.

Table 3: December 2017 & 2018 Calls for Service Volumes



Call Type Legend:
HazMat includes fuel or vapour; spills, leaks, or containment
Medical includes: cardiac arrest, emergency response, home or industrial accidents
Public Hazard includes: aircraft emergency, bomb removal standby, object removal, or power lines down
Public Service includes: assisting public, ambulance or police, locked in/out, special events, trapped in elevator, water removal

First Responder Totals

Medical first responder incidents comprised 41 per cent of the total emergency responses for RFR during the month of December 2018. A detailed breakdown of the medical incidents for December 2018 and 2017 is set out in the following table by sub-type. There were a total of 349 medical incidents in December 2018 compared to 501 in December 2017, a decrease of 29 per cent.

Table 4a: December 2017 & 2018 Medical Calls by Type

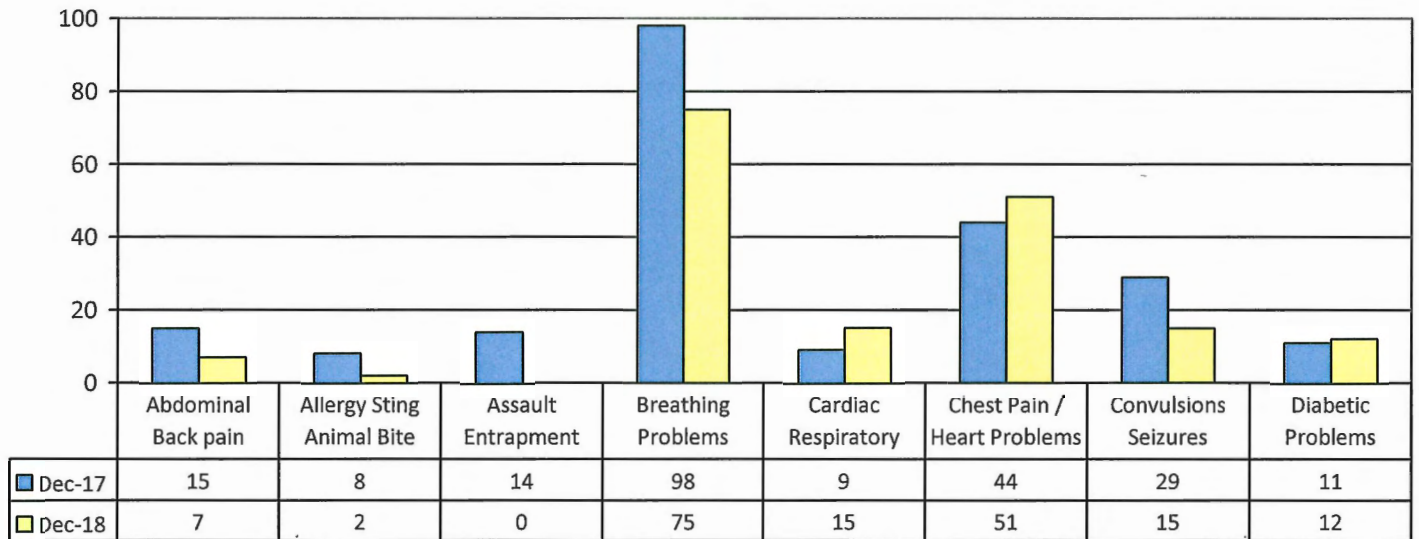
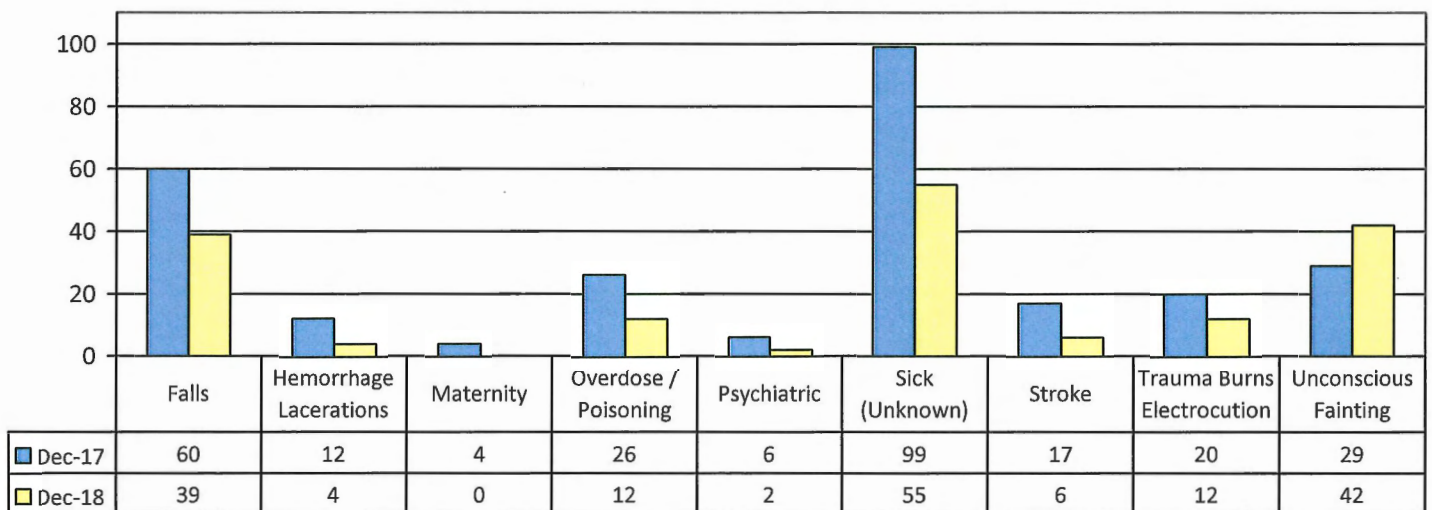


Table 4b: December 2017 & 2018 Medical Calls by Type



Fire Investigations

The fire investigation statistics for December 2018 are listed below:

Table 5: Total Fire Investigation Statistics – December			
	Suspicious	Accidental	Undetermined
Residential - Single-family	-	3	-
Residential - Multi-family	-	8	1
Commercial/Industrial	3	3	1
Outdoor	2	7	5
Vehicle	1	2	2
Totals	6	23	9

RFR investigators report all suspicious fires to the RCMP, while working alongside RCMP staff to address potential risks to the community.

Hazardous Materials

Table 6: HazMat Calls By Type – December	
	Details
Natural Gas / Propane Leaks (small)	9
Unclassified	1
Totals	10

Figure 1: Location of reportable fires attended in December (total 38)

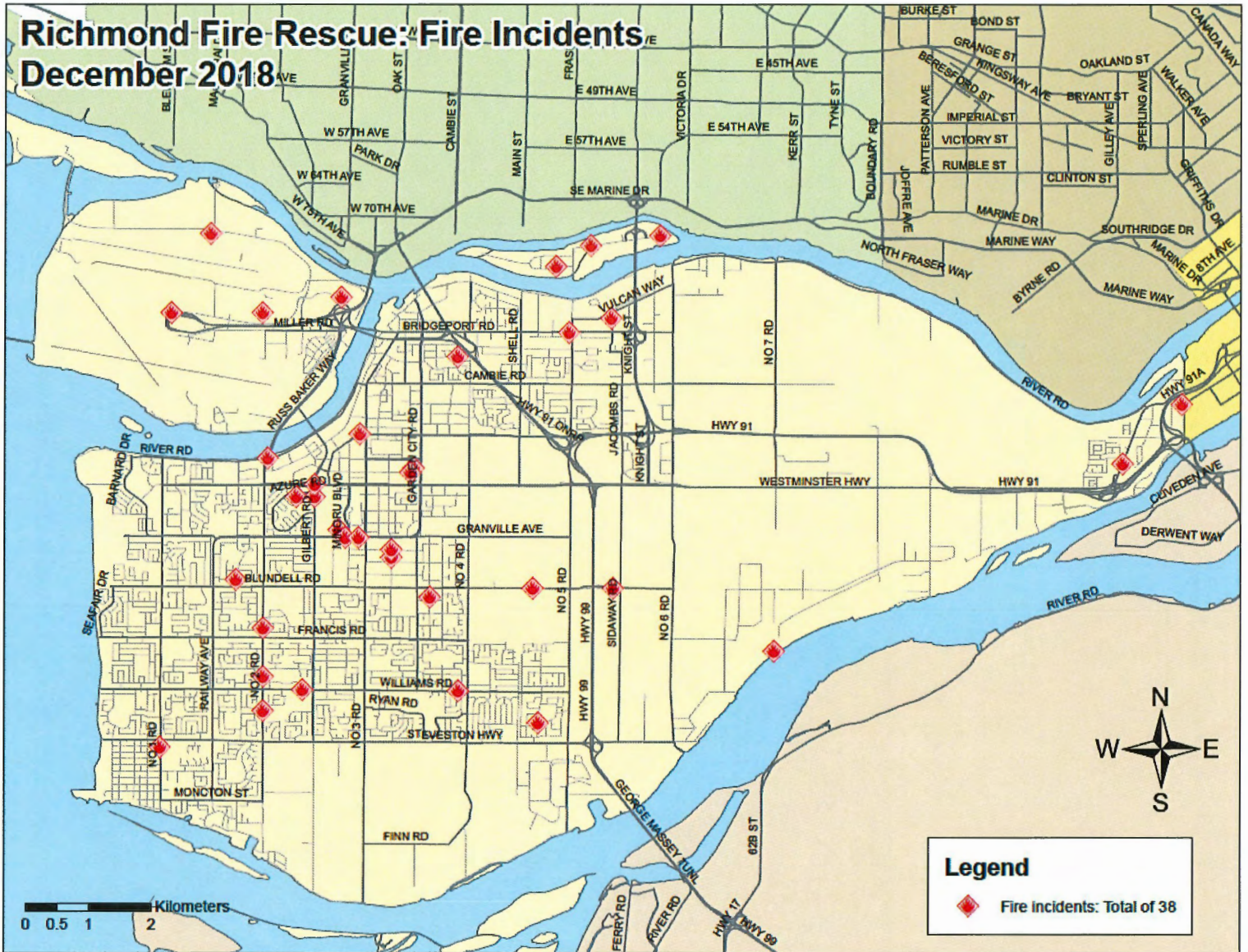


Figure 2: Location of medical calls in December (total 349)

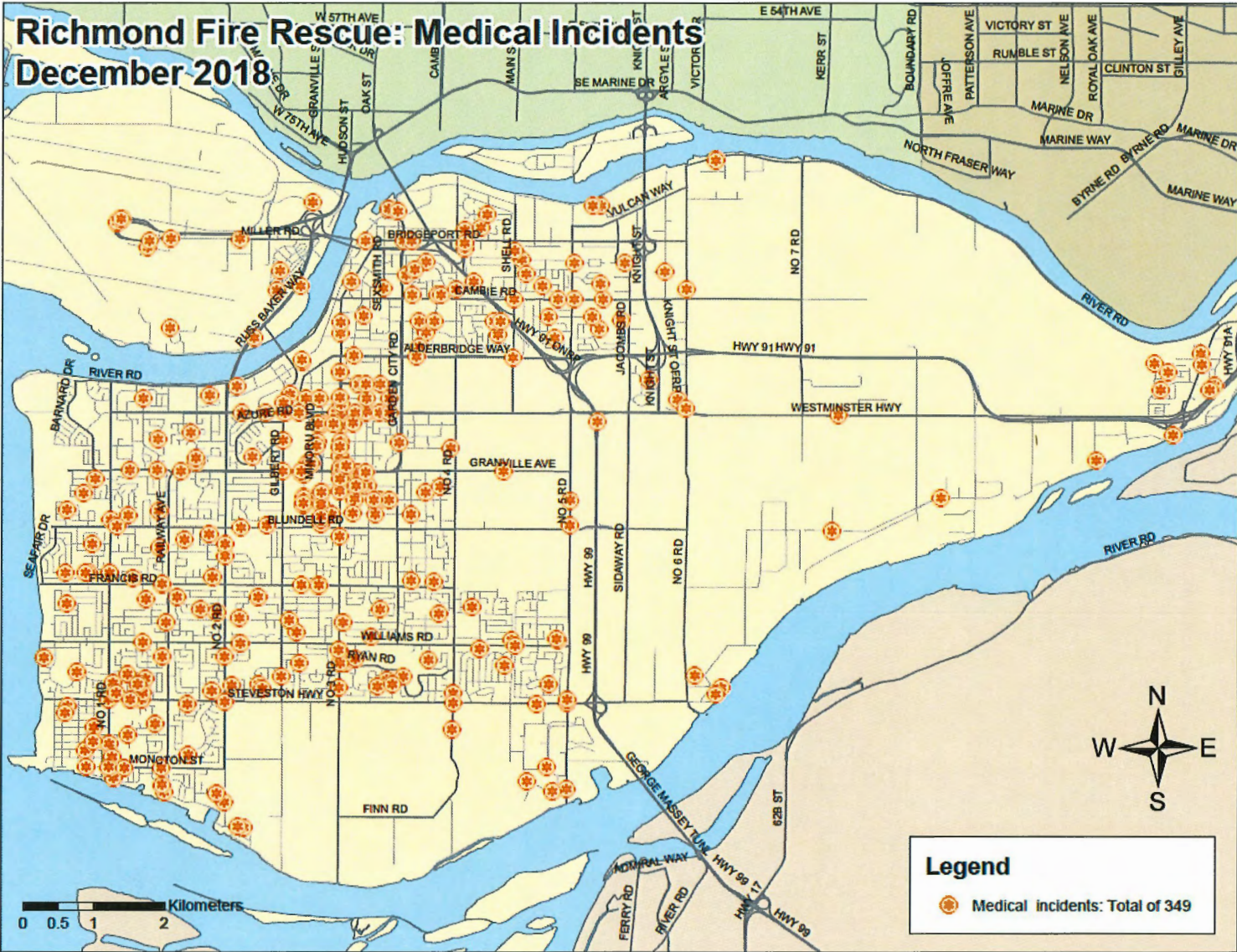


Figure 3: Location of MVI calls in December (total 119)

