



City of Richmond

Report to Committee

To: Community Safety Committee **Date:** November 12, 2012
From: John McGowan **File:** 09-5000-01/2012-Vol
Fire Chief, Richmond Fire-Rescue 01
Re: Richmond Fire-Rescue – October 2012 Activity Report

Staff Recommendation

That the staff report titled Richmond Fire-Rescue – October 2012 Activity Report (dated November 12, 2012, from the Fire Chief, Richmond Fire-Rescue) be received for information.

John McGowan
Fire Chief
(604-303-2734)

| REPORT CONCURRENCE | |
|------------------------------------|---------------|
| CONCURRENCE OF GENERAL MANAGER | |
| REVIEWED BY SMT SUBCOMMITTEE | INITIALS: |
| REVIEWED BY CAO | INITIALS: |

Staff Report

Origin

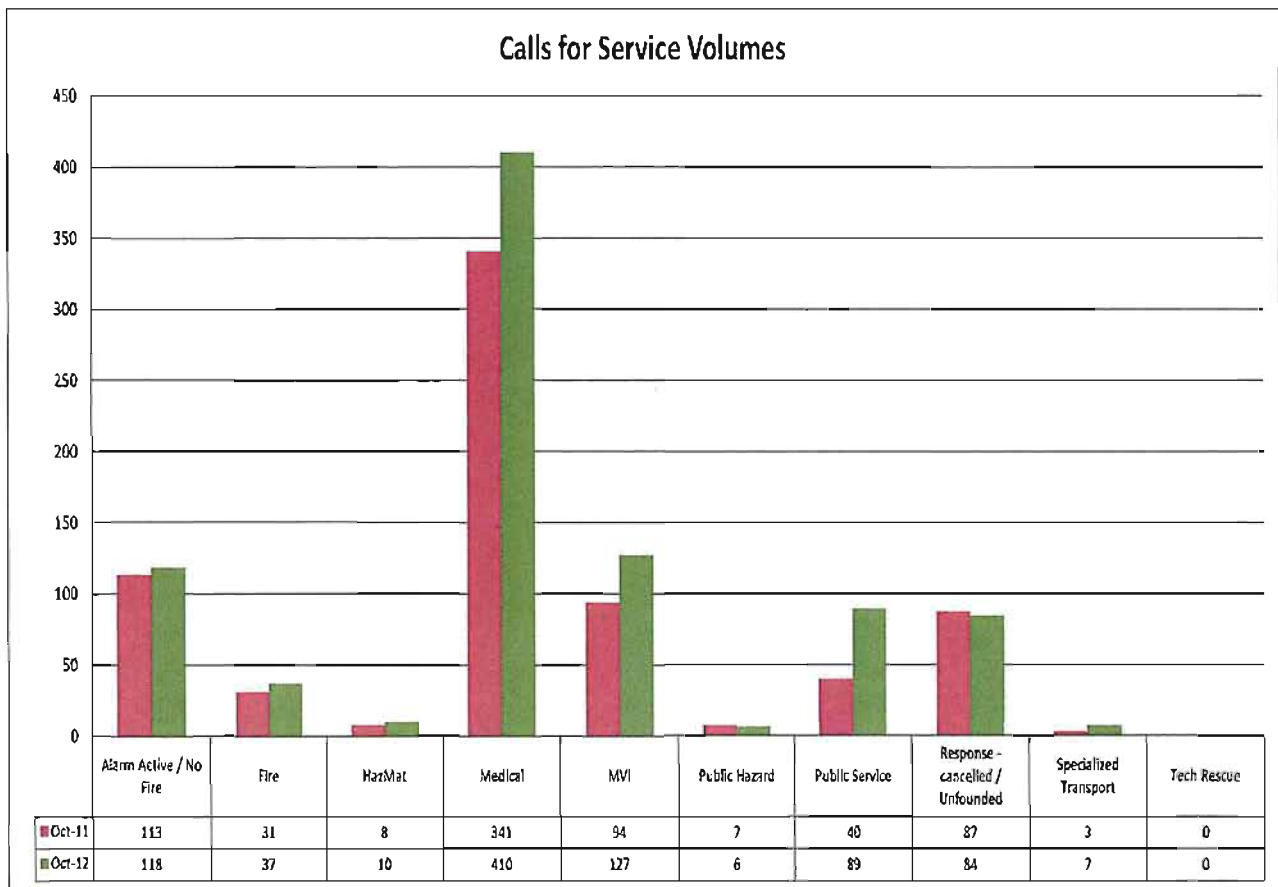
Fire-Rescue is committed to open and transparent reporting on its performance and progress. Monthly reports provide Council with current information on Richmond Fire-Rescue’s activities.

Analysis

Fire-Rescue’s report for October 2012 is set out below.

Suppression Activity

The following is a month to month comparison chart on the number of incidents that have occurred for the years 2011 and 2012. For October 2012, there were a total of 888 incidents compared to 724 in October 2011, an increase of 22.7%.



Call Type Legend:

Alarm Active/No Fire includes: accidental, malicious, equipment malfunctions

HazMat: includes fuel or vapour; spills, leaks, or containment

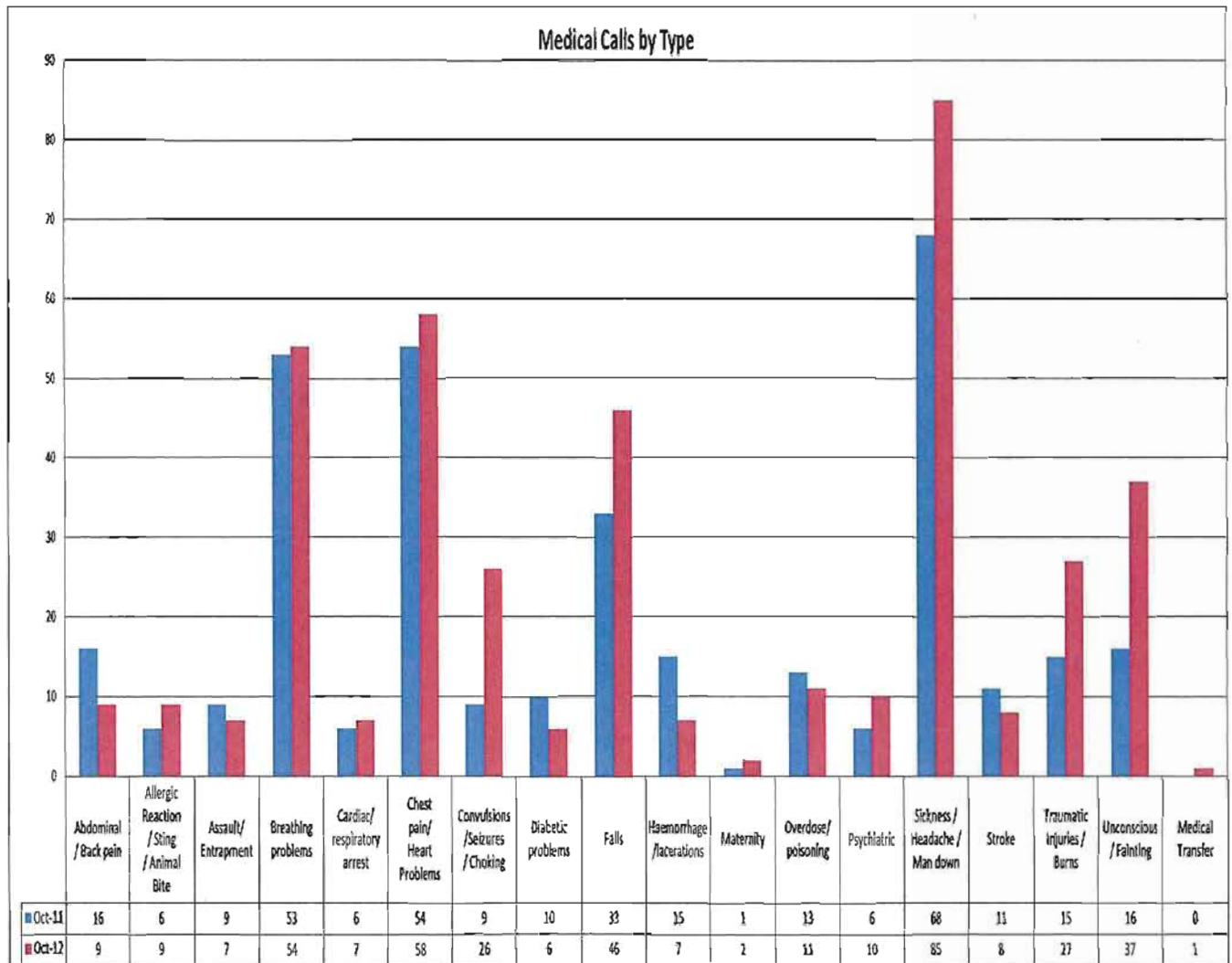
Medical includes: cardiac arrest, emergency response, home or industrial accidents

Public Hazard includes: aircraft emergency, bomb removal standby, object removal, or power lines down

Public Service includes: assisting public, ambulance or police, locked in/out, special events, trapped in elevator, water removal

First Responder Totals

A detailed breakdown of the medical calls for October 2011 and 2012 by sub-type is set out in the following chart and table. The medical calls comprise 46.2% of total calls for RFR. In October 2012 there was an increase in medical calls of 20.2% over the same period in 2011.



Incidents

Notable emergency incidents, which involved RFR for October 2012, were:

Medical Events

In October RFR crews responded to 400 medical calls. RFR crew regularly attend to medical assignments. For example, in October RFR crews attended a stabbing of a 17 year old female.

RFR crews also responded to report a of an imminent child birth. RFR crews assisted BCAS with the successful delivery of a healthy baby boy and mother and newborn were transported to hospital.

Fires – Residential / Commercial / Outdoor

In October, RFR crews responded to 37 fire calls, including a fire in a restaurant of a two storey commercial building on Westminster Highway. There was significant fire damage to the kitchen of the restaurant and surrounding roof membrane.

Other incidents during October included: a structure fire of a salon on No 3 Road; a stove fire where the occupant suffered burns to hands; two separate incidents of car fires on St. Edwards Drive and River Road.

RFR crews also responded to other reports of outdoor fires including several incidents of bark mulch fire; a beach fire at Garry Point and a trash can fire.

For October 2012 the estimates were, for building loss \$314,097 and the content loss of \$356,300, for a total loss of \$670,397. The total building and content value at risk was \$7,701,592 and the total value preserved was \$7,031,195. The total value protected was 91%.

| Fire Calls By Type and Loss Estimates – October | | | | | | |
|---|-------------|--------------------------------|-------------------------------|-------------------------------|------------------------------|---------------------------------------|
| Incident Type Breakdown | Call Volume | Estimated Building Value \$ | Estimated Building Loss \$ | Estimated Content Value \$ | Estimated Content Loss \$ | Estimated Total Value Preserved \$ |
| Residential: | | | | | | |
| - Single-family | 3 | 1,100,000 | 5,000 | 400,000 | 1,000 | 4,494,000 |
| - Multi-family | 1 | 1,500,000 | 0 | 500,000 | 0 | 2,000,000 |
| Fire structure total: | 4 | | | | | |
| Commercial/Industrial | 3 | 2,945,000 | 280,000 | 1,208,000 | 355,300 | 3,517,700 |
| Fire – Outdoor | 26 | 5,000 | 0 | 0 | 0 | 5,000 |
| Vehicle | 4 | 43,592 | 29,097 | 0 | 0 | 14,495 |
| Totals* | 37 | 5,593,592 | 314,097 | 2,108,000 | 356,300 | 7,031,195 |

*The dollar losses shown in this table are preliminary estimates. They are derived from Fire's record management system and are subject to change due to delays in reporting and confirmation of actual losses from private insurance agencies (as available).

The fire investigation statistics for October 2012 are listed below:

| Total Fire Investigation Statistics - October | | | |
|---|--------------|------------|--------------|
| | Suspicious # | Accidental | Undetermined |
| Residential - Single-family | - | 2 | 1 |
| Residential - Multi-family | - | 1 | - |
| Commercial/Industrial | 1 | 2 | 0 |
| Fire – Outdoor | 9 | 9 | 8 |
| Vehicle | - | 2 | 2 |
| Totals | 10 | 16 | 11 |

Passed to RCMP for further investigation.

Hazmat

Crews responded to a total of 10 HazMat calls during October including two separate incidents of natural gas leaks. RFR Crews also responded to a HazMat incident located at a school on No 4 Road. RFR crews located the cause of the HazMat call which was discovered to be pepper spray. RFR crews coordinated with BCAS and RCMP to quickly mitigate the incident which did not require any long-term hazmat team deployment.

| HazMat Calls By Type – October | |
|--|----------------|
| HazMat Calls | Details |
| Natural Gas/Propane Leaks (small) | 6 |
| Flammable/Combustible Liquids | 1 |
| Misc. (empty containers to unknown powder) | 3 |
| Total | 10 |

Motor Vehicle Incidents

Crews responded to a total of 127 motor vehicle incidents in October including a vehicle in a ditch.

RFR crews also responded to a motor vehicle incident northbound on Highway 99 with a single patient who had been reported unconscious. RFR crews stabilized the vehicle and removed the roof to access the patient for treatment and removal coordinated along with BCAS. An RFR member went with ambulance crews to provide assistance at the hospital.

Training and Education

Throughout the month of October 2012, RFR's training team led several new initiatives and continued supporting the management of regular training within RFR's current training plan.

RFR training staff and the Fire Prevention Office revised the Public Education and Fire Prevention training for recruits.

RFR training staff facilitated and continued to develop the High-Rise Firefighting / Elevator training. RFR training staff worked with shift instructors and the steering committee leads to deliver the initial training to shift trainers. The elevator program was completed and readied for delivery to all suppression members. RFR training staff worked with Worksafe BC to prepare their staff and their facility for the program. Delivery is expected to be on time for a November 6 start, with a December 17 end date.

Confined Space Technician training was facilitated by RFR training staff and six suppression staff were certified as Confined Space Technicians.

Community Relations / Public Education

Richmond Fire-Rescue participated in numerous events and activities for public education during October 2012. Some of the events attended by RFR crews and Prevention Officers were as follows:

- 25 car seat inspections were carried out in October at No 1 Hall with the Fire and Life Safety Educator in attendance.
- The use of the #4 Fire Hall was provided to the Royal Canadian Marine Search & Rescue for a First Aid Course with 12 adults in attendance.
- Pumper and educational visits carried out with various community and school groups, included: Cambie Fall Fair – Harvest Festival, Renaissance Kids Junior Kindergarten Class, Safeway Seafair Breast Cancer Fundraiser, Wigs for Kids Fundraiser, Navy League Cadet Presentation, Grauer Elementary School.
- Fire Prevention Week events included: Canadian Tire (3 Road), South Arm Preschool, Home Depot Kids Workshop, Canadian Tire (Ironwood) and Fire Hall Open Houses.
- Training Events included: Gilmore Gardens Safety Presentation for 25 adults, Maple Residence Safety Presentation for 20 adults and the Turning Point Recovery Society Presentation for 9 guests of various age groups.
- Community events attendance included: MD Annual FF Awards & Recognition Dinner, Richmond Chinese Community Society Dinner / Dance, Sea Island Community Fireworks, West Richmond Community Centre Fireworks, Hamilton Fireworks, Richmond Halloween Fireworks Festival (Minoru) and South Arm Halloween Fireworks.


Financial Impact

None

Conclusion

Richmond Fire-Rescue continues to strive towards being a fire department that delivers services and programs through an approach that balances prevention, education and emergency response.

This direction is based on the belief that prevention, education and emergency response programs must be well established and integrated to have a positive impact on community safety along with the continued delivery and advancement of its core 911 emergency fire and rescue response services to Richmond.



John McGowan
Fire Chief
(604-303-2734)

JM:js