



# City of Richmond


## Report to Committee

**To:** Community Safety Committee  
**From:** John McGowan  
 Fire Chief, Richmond Fire-Rescue  
**Re:** Richmond Fire-Rescue - March 2012

**Date:** April 18, 2012  
**File:** 09-5000-01/2012-Vol  
 01

### Staff Recommendation

That the staff report titled Richmond Fire-Rescue's March activity (dated April 18, 2012 from the Fire Chief, Richmond Fire-Rescue) be received for information.



John McGowan  
 Fire Chief  
 (604-303-2734)

<b>FOR ORIGINATING DEPARTMENT USE ONLY</b>		
<b>CONCURRENCE OF GENERAL MANAGER</b>		
<i>U.S. views per P. Carlyle</i>		
<b>REVIEWED BY TAG</b>	YES <input checked="" type="checkbox"/> <i>NE</i>	NO <input type="checkbox"/>
<b>REVIEWED BY CAO Deputy</b>	YES <input checked="" type="checkbox"/> <i>NE</i>	NO <input type="checkbox"/>

### Staff Report

#### Origin

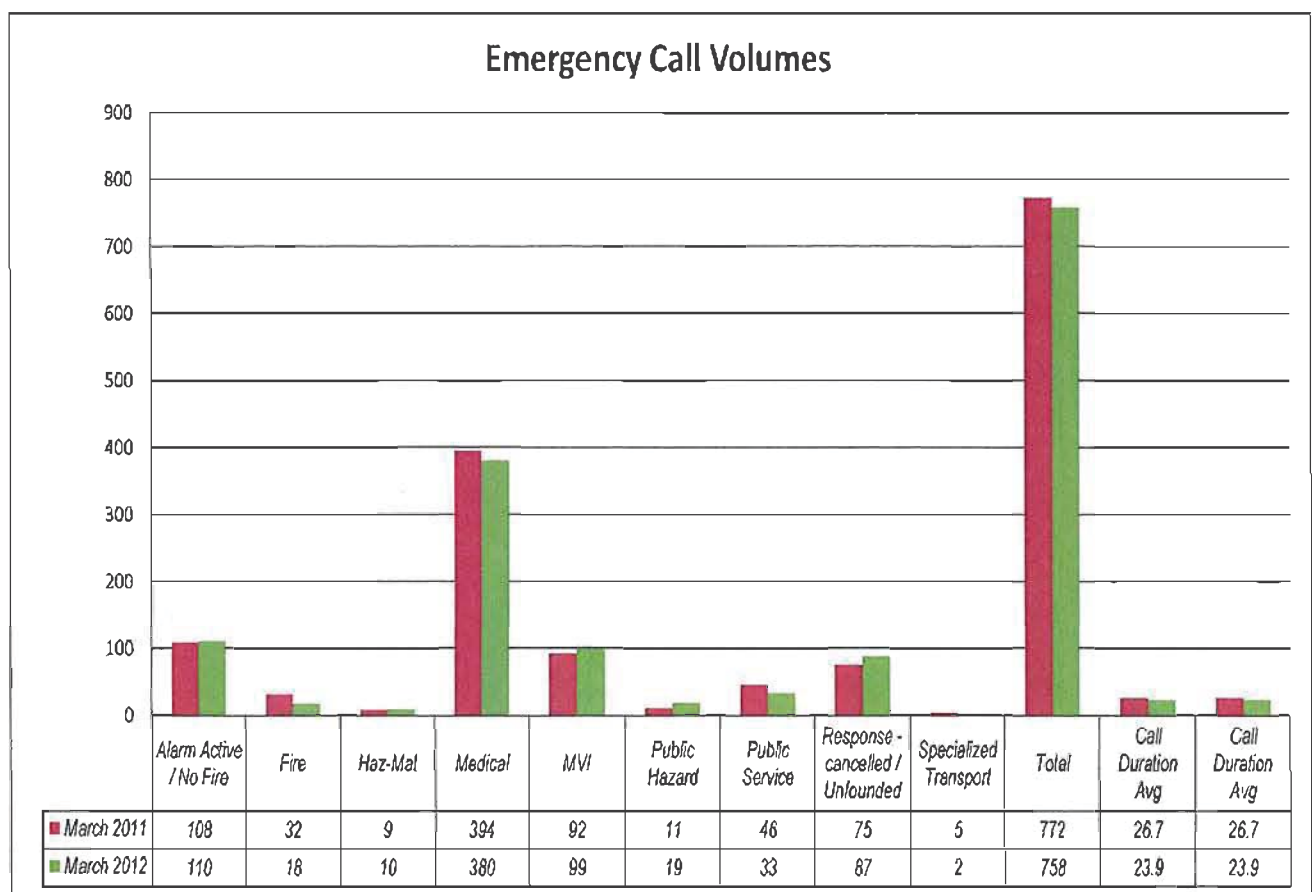
Fire-Rescue is committed to open and transparent reporting on its performance and progress. Monthly reports provide Council with current information on Richmond Fire-Rescue activities.

#### Analysis

Fire-Rescue’s report for March 2012 is set out below.

#### Suppression Activity

The following is a month to month comparison chart on the number of incidents that have occurred for the years 2011 and 2012. For March 2012, there were a total of 758 incidents compared to 772 in 2011.



**Call Type Legend:**

*Medical* includes: cardiac arrest, emergency response, home or industrial accidents

*Alarm No Fire* includes: accidental, malicious, equipment malfunctions

*Public Service* includes: assisting public, ambulance or police, locked in/out, special events, trapped in elevator, water removal

*Public Hazard* includes: aircraft emergency, bomb removal standby, object removal, or power lines down

*Hazardous Materials* includes fuel or vapour: spills, leaks, or containment

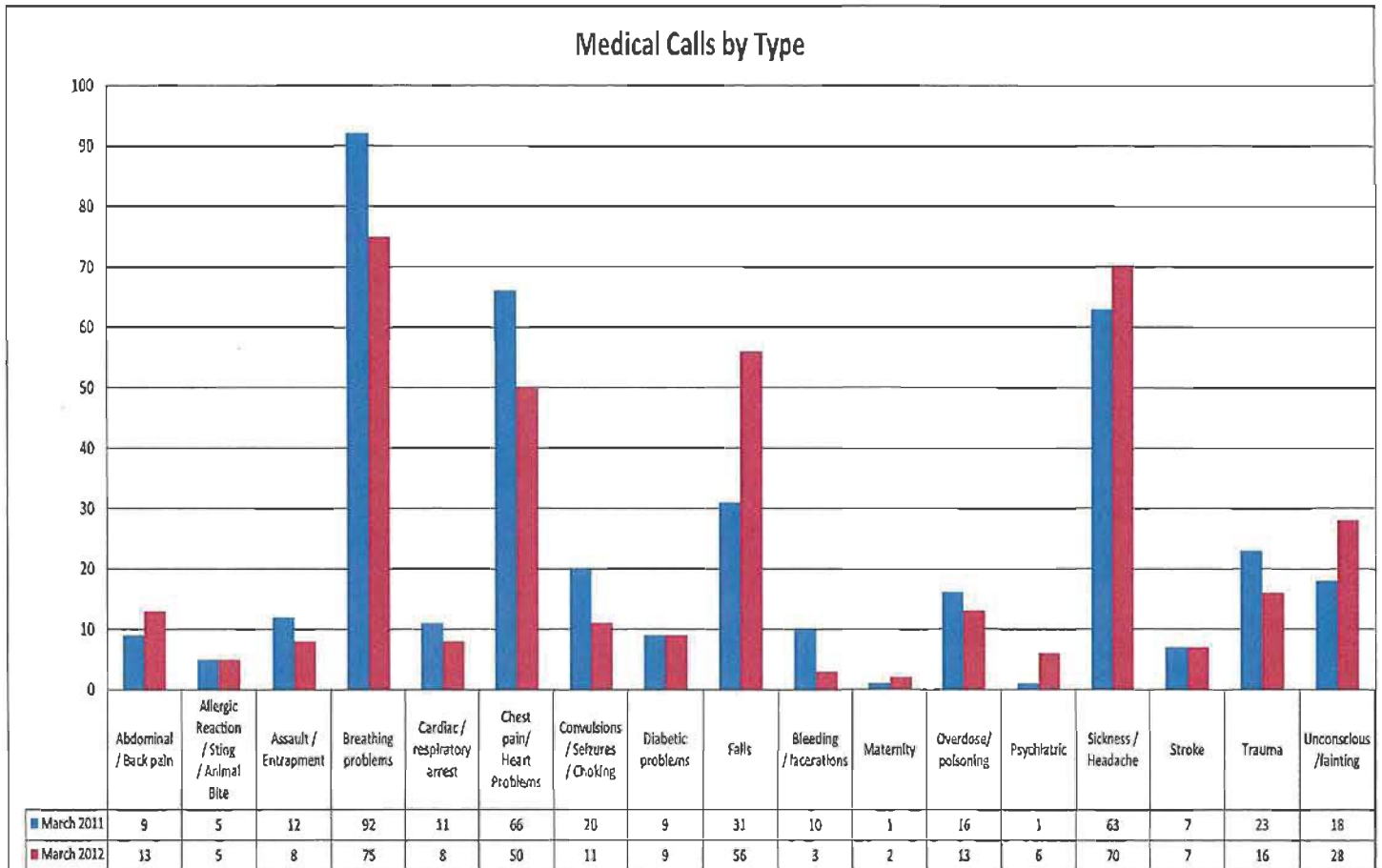
The month of March 2012 saw a decrease in emergency response of 1.8% over the same period in 2011. The call volumes fluctuate from year to year and can be influenced by variables such as extreme weather conditions. In March 2012 inclement weather resulted in a reduction in fire type calls compared to the same month in 2011.

**Hazmat**

Hazmat Calls By Type - March	
HazMat Calls	Details
Natural Gas/Propane Leaks (small)	6
Fuel Containment	1
Misc. (empty containers to unknown powder)	3
<b>Total</b>	<b>10</b>

**First Responder Totals**

A detailed breakdown of the medical calls for March 2011 and 2012 by sub-type is set out in the following chart and table. The medical calls make up 50.1% of total calls for RFR. In March 2012 there was a decrease in medical calls of 3.5% over the same period in 2011. However, inclement weather conditions may have been an impacting influence on the increase in the number of falls.



## Incidents

Notable emergency incidents, which involved RFR for March 2012, were:

### Fires – Residential / Commercial

Fire crews attended 18 structure fire calls, including: a two storey house fire; an outbuilding fire and a wood framed apartment third storey balcony. On the third storey balcony of the wood framed apartment, high winds caused the fire to spread and created hazardous conditions for ladder operations. The fire was extinguished quickly however the occupant suffered second-degree burns and smoke inhalation.

Crew responded to a propane fire in a large commercial building. The fire was burning 25 feet in the air from a 100lb propane cylinder. Occupants were evacuated with no injuries reported.

### Community Response

The estimated building loss for March 2012 was \$284,000 and estimated content loss was \$8,400, for a total estimated loss of \$292,400. The total estimated value of buildings protected is \$24,657,000.

Fire Calls By Type and Loss Estimates – March					
Incident Type Breakdown	Call Volume	Estimated Value of Building Protected	Estimated Building Loss	Estimated Content Loss	Estimated Loss Totals
Fire – Structure Total:	8				
Residential					
- Single-family	5	\$2,582,000	\$9,000	\$4,400	\$13,400
- Multi-family	3	\$13,000,000	-	-	-
Commercial/Industrial	4	\$800,000	\$250,000	\$4,000	\$254,000
Fire – Outdoor	4	\$8,250,000	-	-	-
Vehicle	2	\$25,000	\$25,000	-	\$25,000
<b>Totals*</b>	<b>18</b>	<b>\$24,657,000</b>	<b>\$284,000</b>	<b>\$8,400</b>	<b>\$292,400</b>

\*The dollar losses shown in this table are preliminary estimates. They are derived from Fire's record management system and are subject to change due to delays in reporting and confirmation of actual losses from private insurance agencies (as available).

## Training and Education

Throughout the month of March 2012, RFR's training team led several initiatives as well continued to support the management of regular training within the current training plan.

RFR Training Staff facilitated the mid-term practical and theoretical evaluations of the current cohort of nine new recruits. All nine recruits performed well over the two days of evaluations and are advancing to the next stage of training in their first-year syllabus.

The training team organized and facilitated the delivery of new auto-extrication tools and techniques to the auto-extrication training cadre. This information centers on emergency crews mitigating motor vehicle incidents involving hybrid vehicles. As well, RFR is employing a new type of support strut used at motor vehicle and industrial accidents, which assist in bracing vehicles and equipment that is found unstable. This creates scene stability which protects responders and victims during extrication. RFR crews are now using this new equipment and information when responding to the appropriate rescue events.

The online training delivery platform (TargetSafety) was completely upgraded to better deliver online, theoretical and evaluation sessions to all RFR personnel.

## Fire Prevention

The total prevention statistics for March 2012 are listed below:

### Fire Prevention Investigations

<b>Fire Investigations - March</b>	
Suspicious (No further investigation required)	3
Accidental	13
Undetermined	2
<b>Total</b>	<b>18</b>
<b>Property at Risk</b>	
Property Loss	\$11,657,000
Property Protected	\$284,000
<b>Contents Risk</b>	
Contents Loss	\$11,373,000
Contents Protected	\$2,316,300
<b>Contents Protected</b>	<b>\$8,400</b>
	<b>\$2,308,900</b>

## Community Relations / Public Education

Richmond Fire-Rescue participated in numerous events and activities for public education this month. Some of the events attended by RFR crew and Prevention Officers were as follows:

- Fire safety presentation given to staff at the Richmond Food Bank. Attended by all ages with approximately 100 participants.
-


- Attendance at SOS Children's Spring Run event with crew and community relations in attendance.
- 20 car seat inspections were carried out in March at No 1 Hall with the Fire and Life Safety Educator in attendance.
- News release and awareness messaging sent out on poisoning awareness.
- Fire extinguisher training was provided to staff members of a company.
- Pumper and educational visits carried out with various schools groups.

**Financial Impact**

None

**Conclusion**

Fire-Rescue is committed to providing Council with regular updates on its activities. The Fire Chief welcomes the opportunity to discuss Fire's activities and priorities with Community Safety Committee.



John McGowan  
Fire Chief  
(604-303-2734)

JM:js