



City of Richmond

Report to Committee

To: Community Safety Committee **Date:** May 29, 2012
From: John McGowan **File:** 09-5000-01/2012-Vol
 Fire Chief, Richmond Fire-Rescue 01
Re: Richmond Fire-Rescue - April 2012 Activity Report

Staff Recommendation

That the staff report titled Richmond Fire-Rescue Monthly Activity (dated May 29, 2012, from the Fire Chief, Richmond Fire-Rescue) be received for information.

John McGowan
Fire Chief
(604-303-2734)

REPORT CONCURRENCE	
CONCURRENCE OF GENERAL MANAGER 	
REVIEWED BY TAG SUBCOMMITTEE	INITIALS:
REVIEWED BY CAO	INITIALS:

Staff Report

Origin

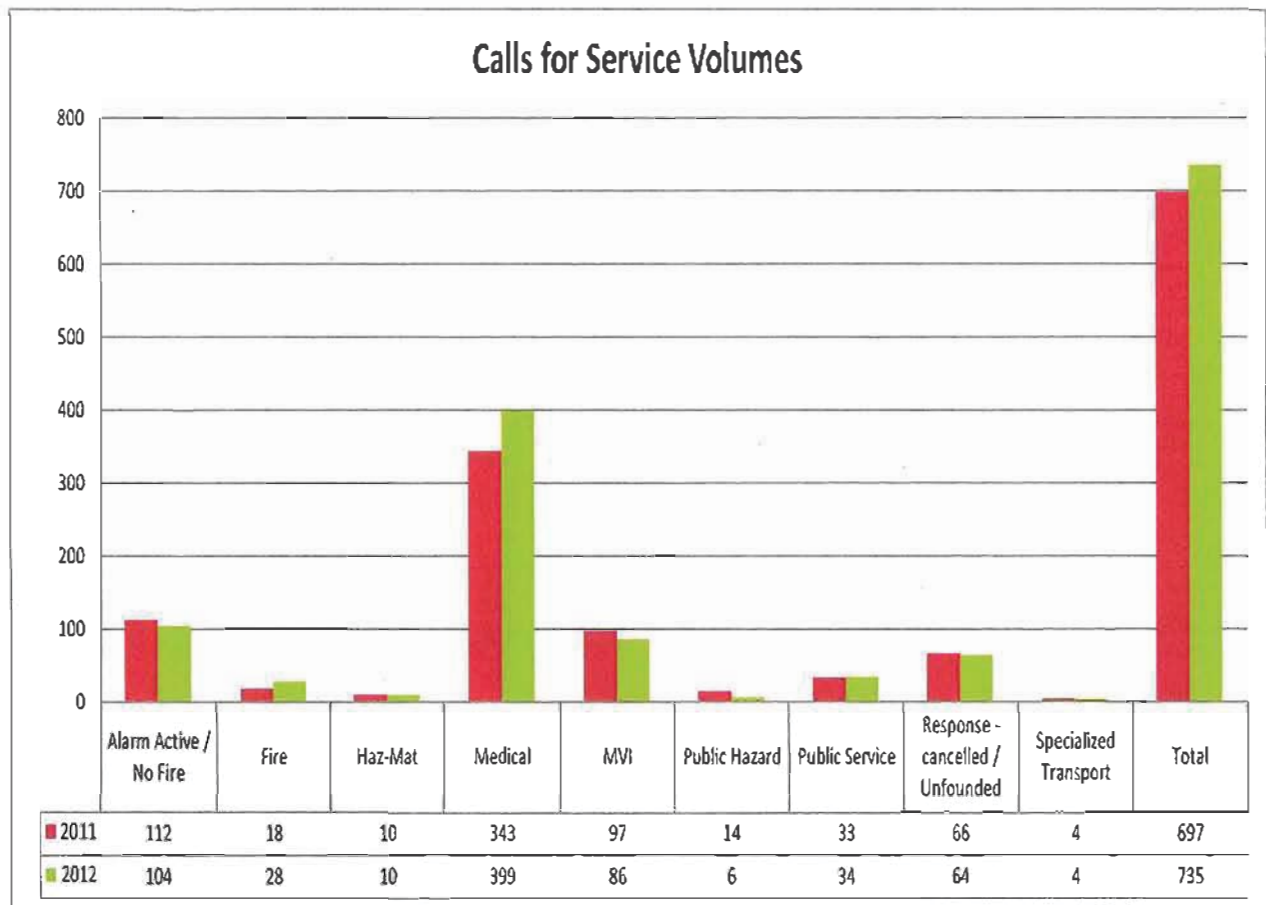
Fire-Rescue is committed to open and transparent reporting on its performance and progress. Monthly reports provide Council with current information on Richmond Fire-Rescue’s activities.

Analysis

Fire-Rescue’s report for April 2012 is set out below.

Suppression Activity

The following is a month to month comparison chart on the number of incidents that have occurred for the years 2011 and 2012. For April 2012, there were a total of 735 incidents compared to 697 in 2011.



Call Type Legend:

Alarm Active/No Fire includes: accidental, malicious, equipment malfunctions

Haz-Mat includes fuel or vapour: spills, leaks, or containment

Medical includes: cardiac arrest, emergency response, home or industrial accidents

Public Hazard includes: aircraft emergency, bomb removal standby, object removal, or power lines down

Public Service includes: assisting public, ambulance or police, locked in/out, special events, trapped in elevator, water removal

The month of April 2012 saw an increase in emergency response of 5.5% over the same period in 2011. The call volumes fluctuate from year to year and can be influenced by variables such as extreme weather conditions. In April 2012 inclement weather may have resulted in an increase in medical type calls compared to the same month in 2011.

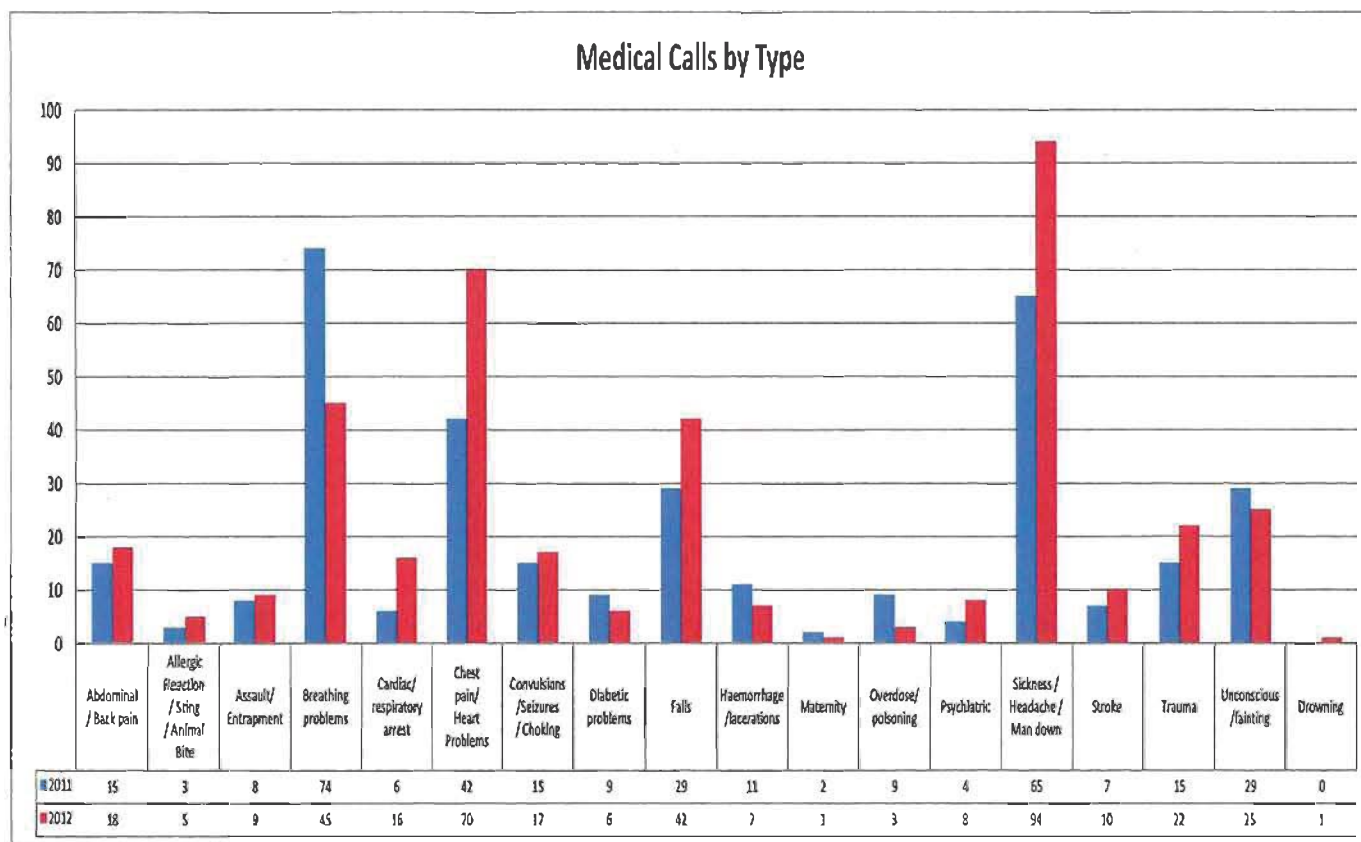
Hazmat

HazMat Calls By Type - April	
HazMat Calls	Details
Natural Gas/Propane Leaks (small)	6
Fuel Containment	3
Misc. (empty containers to unknown powder)	1
Total	10

All of the hazmat calls were quickly mitigated and did not require any long-term hazmat team deployment.

First Responder Totals

A detailed breakdown of the medical calls for April 2011 and 2012 by sub-type is set out in the following chart and table. The medical calls make up 54.2% of total calls for RFR. In April 2012 there was an increase in medical calls of 16.3% over the same period in 2011.



Incidents

Notable emergency incidents, which involved RFR for April 2012, were:

Medical Events

RFR crews regularly respond to medical calls where CPR skills are required. In April crews were unable to resuscitate an infant.

RFR crews respond to many calls where an Automatic External Defibrillator (AED) is used. In April an AED was used in five of those instances including response to a cardiac arrest casualty.

RFR crews regularly attend to medical assignments including social issues. In April, for example, crews attended calls to provide medical assistance at an assault and assistance was also provided at a fatal shooting.

Fires – Residential / Commercial / Outdoor

Fire crews attended 28 fire calls including: an in-ground electrical junction box fire located at Rice Mill Road; and a fully involved vehicle fire on a flat deck salvage truck. The driver/operator was trying to remove a leaking fuel tank with an impact gun when sparks ignited gas. The driver suffered second degree burns to both arms.

Other incidents included: a bark mulch fire on Lansdowne Road; a car fire beside a residence; fire at a re-cycling facility on Mitchell Island; a kitchen fire in an apartment which resulted in sprinkler damage and a fire in the bedroom of a townhouse complex.

Community Response

The estimated building loss for April 2012 was \$45,600 and estimated content loss was \$5,300, for a total estimated loss of \$50,900. The total estimated building value was \$84,170,500 and the total estimated property preserved was \$85,619,600.

Fire Calls By Type and Loss Estimates – April						
Incident Type Breakdown	Call Volume	Estimated Building Value \$	Estimated Building Loss \$	Estimated Content Value \$	Estimated Content Loss \$	Estimated Total Value Preserved \$
Residential:						
- Single-family	2	900,000	2,000	350,000	-	1,248,000
- Multi-family	6	55,550,000	15,000	1,150,000	5,300	56,679,700
Fire structure total:	8					
Commercial/Industrial	1	25,000,000	2,000	-	-	24,998,000
Fire – Outdoor	17	710,500	16,300	-	-	694,200
Vehicle	2	2,010,000	10,300	-	-	1,999,700
Totals:*	28	84,170,500	45,600	1,500,000	5,300	85,619,600

*The dollar losses shown in this table are preliminary estimates. They are derived from Fire's record management system and are subject to change due to delays in reporting and confirmation of actual losses from private insurance agencies (as available).

Fire Prevention

The total prevention statistics for April 2012 are listed below:

Fire Investigations - April	
Suspicious (No further investigation required)	13
Accidental	10
Undetermined	5
Total	28

Training and Education

Throughout the month of April 2012, RFR's training team led several initiatives, as well as continuing to support the management of regular training within the current training plan.

RFR Training Staff facilitated the 8-month evaluation program of the current cohort of nine new recruits. All nine recruits performed well over the evaluations and are advancing to the next stage of training in their first-year syllabus.

The training team organized and facilitated the delivery of the quarterly competency training to all suppression staff over six days with 150 members completing the drill. This training reinforces the learning of new lift safety protocols; new water supply/hydrant equipment; new lifting techniques and correct radio storage methods.

Training was facilitated for 116 RFR members in Marina and Small Watercraft firefighting. RFR training staff scheduled, liaised and participated in both classroom and field exercises and developed and managed the safety response plan for this training initiative. This training will continue into May 2012.

Community Relations / Public Education

Richmond Fire-Rescue participated in numerous events and activities for public education during April 2012. Some of the events attended by RFR crew and Prevention Officers were as follows:

- 30 car seat inspections were carried out in March at No 1 Hall with the Fire and Life Safety Educator in attendance.
- Hall tours were carried out providing RFR safety lectures and messaging for City of Richmond Diversity Services, Ocean Vista Sparks group and Richmond High School Disability Tour.
- Pumper and educational visits carried out with various schools groups.
- News release and awareness messaging sent out on "Bike to Work Week" awareness.
- Cruise for a Cause with the use of No. 4 Hall as a 15th car rally check point.
- Meeting attendance with Richmond Multicultural Services stakeholders.
- Debeck House Fire Drill presentation for safety discussions with staff pertaining to safety and orderly fire drills. Demonstrations were provided on fire extinguisher and smoke alarm safety.

- Community Strata safety talk to approximately 80 residents. Safety discussions around personal safety, evacuation procedures and RFR medical response to their facility.
- Presentation to Richmond Multicultural Community Society 'Yes Program' with discussions around the career path to firefighting.


Financial Impact

None

Conclusion

Richmond Fire-Rescue staff continue to strive towards protecting and enhancing the City's liveability through service excellence in prevention, education and emergency response through coordinated team efforts with City departments and community partners.

I welcome the opportunity to discuss Fire-Rescue's activities and priorities with the Community Safety Committee.

A handwritten signature in black ink, appearing to read 'John McGowan', with a long horizontal line extending to the right.

John McGowan
Fire Chief
(604-303-2734)

JM:js