



# City of Richmond

## Report to Committee

---

**To:** Community Safety Committee **Date:** April 10, 2017  
**From:** Tim Wilkinson **File:** 09-5000-01/2017-Vol  
Acting Fire Chief, Richmond Fire-Rescue 01  
**Re:** **Richmond Fire-Rescue Monthly Activity Report – March 2017**

---

### Staff Recommendation

That the staff report titled “Richmond Fire-Rescue Monthly Activity Report – March 2017”, dated April 10, 2017 from the Acting Fire Chief, Richmond Fire-Rescue, be received for information.

Tim Wilkinson  
Acting Fire Chief  
(604-303-2701)

Att. 2

REPORT CONCURRENCE	
CONCURRENCE OF GENERAL MANAGER	
REVIEWED BY STAFF REPORT / AGENDA REVIEW SUBCOMMITTEE	INITIALS: 
APPROVED BY CAO	

## Staff Report

### Origin

This report provides Council with an update on Richmond Fire-Rescue (RFR) activities. RFR is reporting on its activities in support of its mission:

*To protect and enhance the City's livability through service excellence in prevention, education and emergency response.*

This report supports Council's 2014-2018 Term Goal #1 A Safe Community:

*Maintain emphasis on community safety to ensure Richmond continues to be a safe community.*

### Analysis

#### Community Involvement

RFR advances public awareness, education and community bridge building by participating in training events and community activities. During March 2017 the following events took place:

- Public Education and Fire Safety Trailer visits to: Mitchell Elementary School, Kidd Elementary School, Spul'u'kwuks, Grauer Elementary School, Blair Elementary School and Bridge Elementary School. Education staff engage with 209 students providing fire safety education;
- Information sessions for fire prevention were provided to: Works on Wheels (Adults), Monet Strata (Rancho Management Services), Richmond Family Place and Community Living Services; and
- RFR supported or hosted charitable/community events including the Annual Minoru Seniors' Society Fair event.

Staff engaged with over 602 children and adults in the community during March, providing fire safety and harm reduction information.

#### Emergency Response

RFR's goal is to respond to events in a manner where loss of life, reduction of property damage and protection of the environment is mitigated. In March 2017 there were a total 958 incidents, representing a 10.5 per cent increase in calls from March 2016 (Attachment 1). The average time on scene for RFR crews was 26.5 minutes, an increase of 1.9 per cent from 2016. This is due to the nature and severity of each call and the duration on scene.

In March 2017 there were 33 dispatched fire calls. Of those, 23 were actual reportable fires, 125 apparatus' were used and 371 fire personnel attended.

Fire damage and property losses during the month are estimated at \$2,840. This total includes \$2,040 for building/asset loss and \$800 for content loss. The total building/asset and content value at risk was estimated to be \$535,500 and the total value preserved from damage was \$532,660. These numbers translate to 99 per cent of value protected (Figure 1), this figure is an increase from the 94 per cent protected value observed in 2016.

<b>Figure 1: Fire Calls By Type and Loss Estimates – March 2017</b>						
<b>Incident Type Breakdown</b>	<b>Call Volume</b>	<b>Estimated Building / Asset Value (\$)</b>	<b>Estimated Building / Asset Loss (\$)</b>	<b>Estimated Content Value (\$)</b>	<b>Estimated Content Loss (\$)</b>	<b>Estimated Total Value Preserved (\$)</b>
Residential:						
Single family	2	500	40	-	-	460
Multi family	5	500,000	-	35,000	800	534,200
Commercial / Industrial	6	-	2,000	-	-	-2,000
Outdoor	5	-	-	-	-	-
Vehicle / Vessel	5	-	-	-	-	-
<b>Totals*</b>	<b>23</b>	<b>500,500</b>	<b>2,040</b>	<b>35,000</b>	<b>800</b>	<b>532,660</b>

\*The dollar losses shown in this table are preliminary estimates. They are derived from RFR's record management system and are subject to change due to delays in reporting and confirmation of actual losses from private insurance agencies (as available).

Fire crews minimized loss and limited fires to the place of origin in these notable March 2017 incidents:

- Hazardous materials leak at Worster Court. Crews responded quickly to a report of a warehouse worker, who had developed red blotches on their arm after a package had split and white powder had leaked out. Crews started Hazmat operations on site, including patient care, containment, testing and cleaning up of substance. Initial testing showed that the product may have been a biological substance. The patient's rash was cleaned and began to subside.
- Fire at a commercial warehouse on Vulcan Way. Crews arrived on scene to smoke coming from the roof of the building. Crews quickly found and attacked the fire. Crews then proceeded to check for further damage to the site including the roof area. Ventilation was set up to remove smoke from the effected warehouse and office areas. A fire investigator was requested to attend the scene.

- Fire at a commercial property on Sexsmith Road. Arriving crews found heavy smoke and water flow coming out of a unit. Crews proceeded to locate and extinguish the fire and neighbouring units were evacuated for safety. BCAS, RCMP, utilities and a fire investigator were requested to attend the scene.
- Fire at a commercial property on Graybar Road. Arriving crews were led to an area where a forklift, which had been on fire, had completely burnt out. The vehicle was located near to stored wood which was still smoldering. Crews extinguished the fire and due to the suspicious nature of the incident both the RCMP and a fire investigator were requested to attend.
- Motor vehicle incident on Ackroyd and No 3 Road. Arriving crews found a two vehicle motor vehicle incident and one of the vehicles had driven into a Skytrain support. RFR crews assisted BC Ambulance crews with patient care. RCMP were requested to attend the scene to ensure the safety of the Skytrain system.


### **Financial Impact**

None.

### **Conclusion**

During March 2017, calls for service increased by 10.5 per cent from March 2016. RFR will continue to monitor these activities to identify trends and ensure potential solutions.

The continued increase in RFR's emergency response has a direct impact on unit availability, response times, availability for non-emergency operations and in-service training. RFR continues to review the available statistics and amend resource allocation, as necessary.



Tim Wilkinson  
Acting Fire Chief  
(604-303-2701)

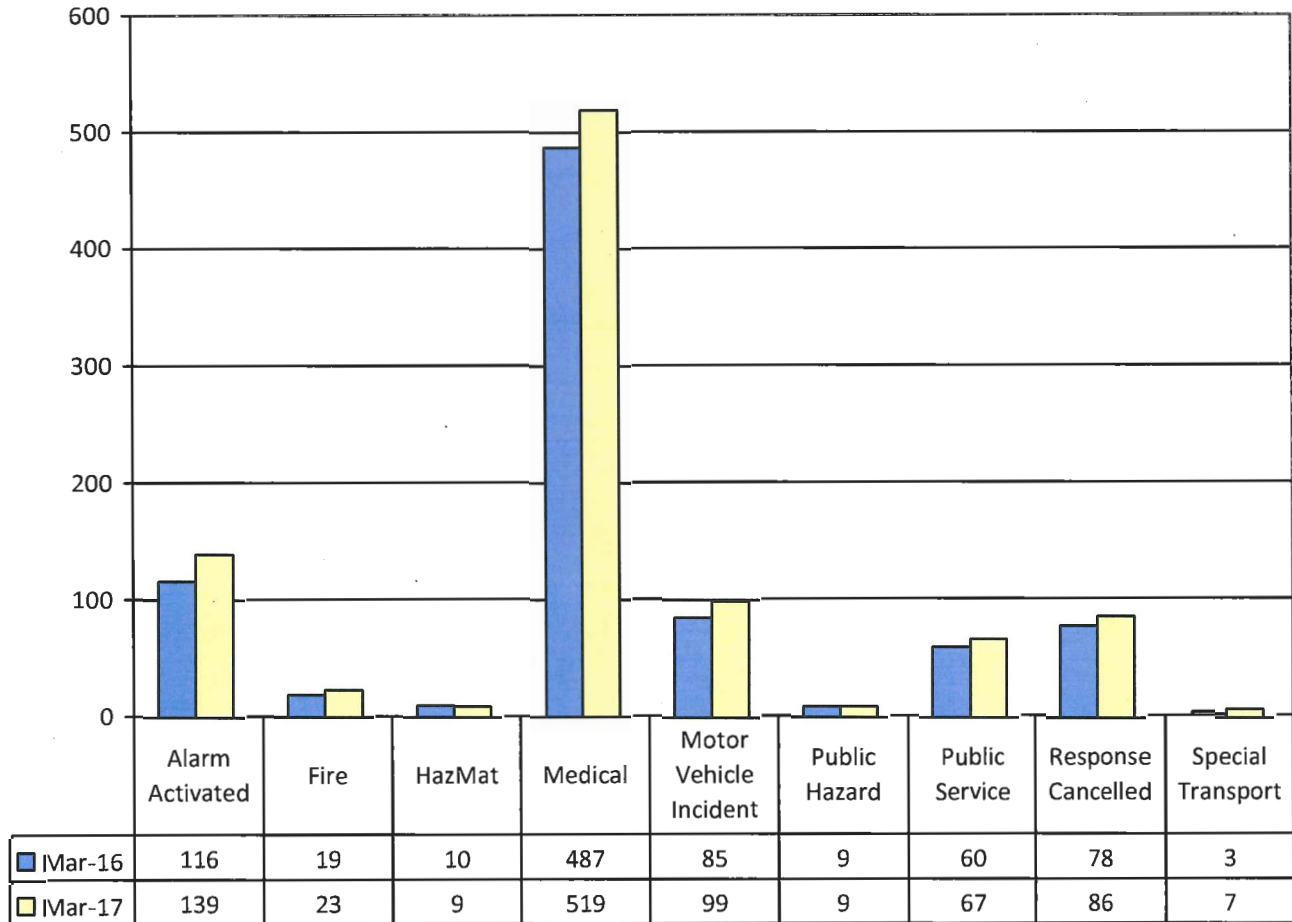
TW:js

Att. 1: Suppression Activity  
Att. 2: Location of March's Fire, Medical and MVIs

**Suppression Activity**

The following chart provides a month to month comparison regarding incidents occurring in March 2016 and 2017. In March 2017, there were a total of 958 incidents, compared to 867 in March 2016. This represents an increase of 10.5 per cent.

**Table 1: March 2016 & 2017 Calls for Service Volumes**



**Call Type Legend:**

**HazMat:** includes fuel or vapour; spills, leaks, or containment

**Medical** includes: cardiac arrest, emergency response, home or industrial accidents

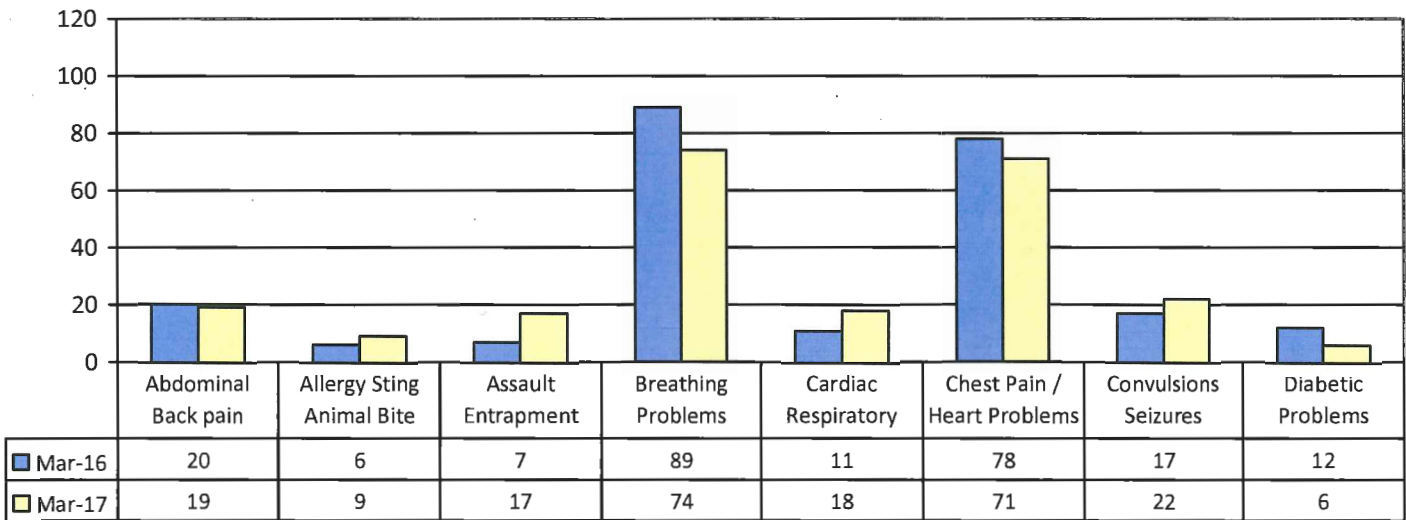
**Public Hazard** includes: aircraft emergency, bomb removal standby, object removal, or power lines down

**Public Service** includes: assisting public, ambulance or police, locked in/out, special events, trapped in elevator, water removal

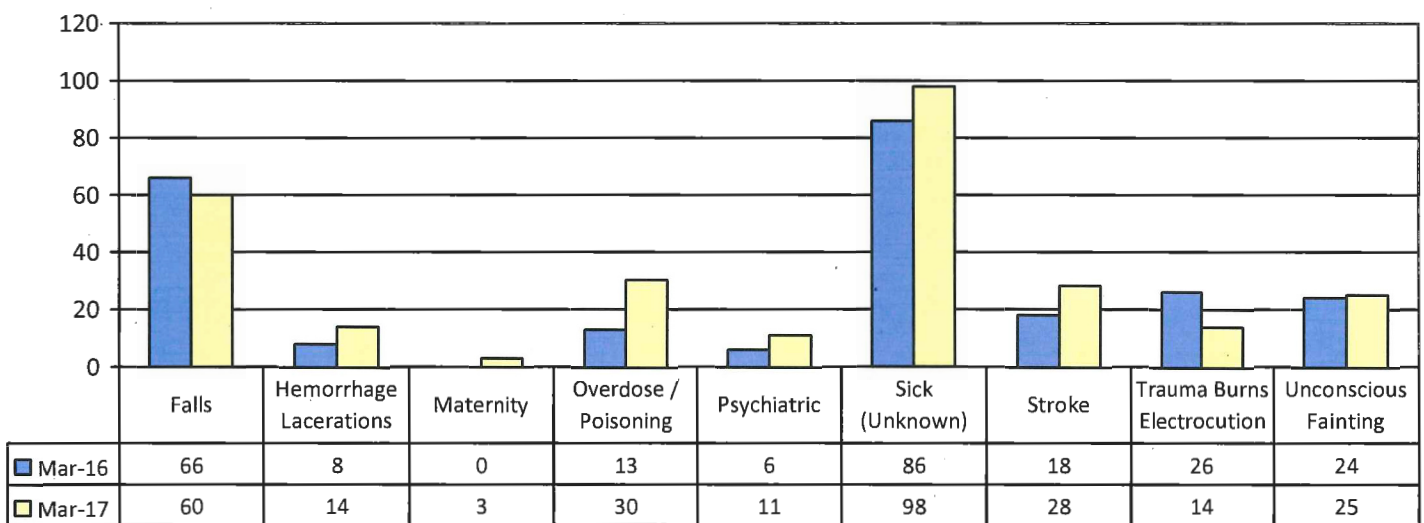
**First Responder Totals**

Medical first responder incidents comprised 54.2 per cent of the total emergency responses for RFR during the month of March 2017. A detailed breakdown of the medical incidents for March 2016 and 2017 is set out in the following table by sub-type. There were a total of 519 medical incidents in March 2017 compared to 487 in March 2016, an increase of 6.6 per cent.

**Table 2a: March 2016 & 2017 Medical Calls by Type**



**Table 2b: March 2016 & 2017 Medical Calls by Type**



## Fire Investigations

The fire investigation statistics for March 2017 are listed below:

<b>Table 3: Total Fire Investigation Statistics – March</b>			
	<b>Suspicious</b>	<b>Accidental</b>	<b>Undetermined</b>
Residential - Single-family	-	2	-
Residential - Multi-family	-	4	1
Commercial/Industrial	1	3	2
Outdoor	2	2	1
Vehicle	1	3	1
<b>Totals</b>	<b>4</b>	<b>14</b>	<b>5</b>

RFR investigators report all suspicious fires to the RCMP, while working alongside RCMP staff to address potential risks to the community.

## Hazardous Materials

<b>Table 4: HazMat Calls By Type – March</b>	
	<b>Details</b>
Flammable / Combustible Liquids	1
Natural Gas / Propane Leaks (small)	6
Unclassified	2
<b>Totals</b>	<b>9</b>

Figure 1: Location of reportable fires attended in March (total 23)

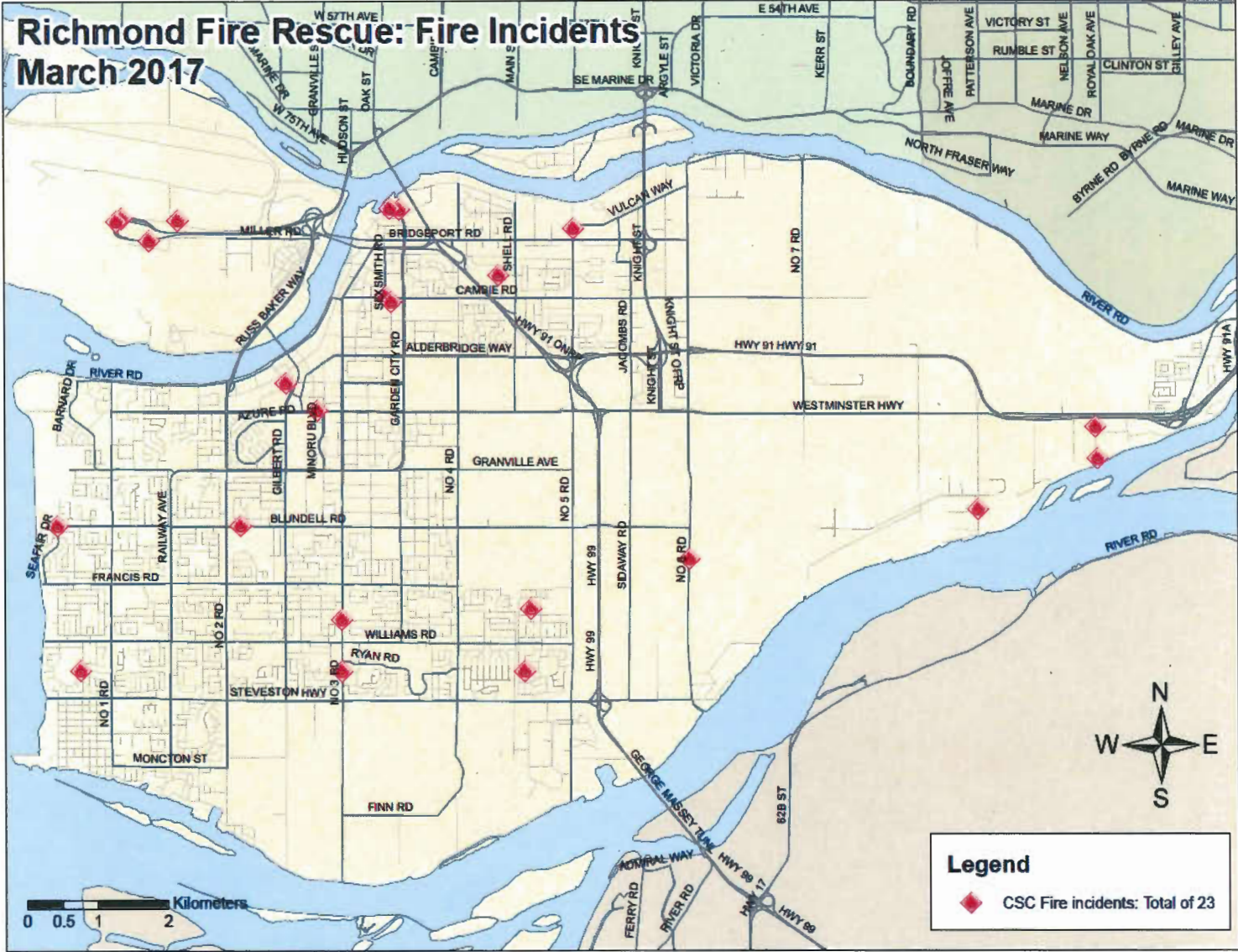




Figure 2: Location of medical calls in March (total 519)

