



To: Community Safety Committee

Date: October 7, 2011

From: Rendall Nasset
Officer In Charge, Richmond RCMP Detachment


File: 09-5000-01/2010-Vol
01
(11.54)

Re: RCMP's Monthly Report – September 2011 Activities

Staff Recommendation

That the OIC's report entitled "RCMP's Monthly Report – September 2011 Activities" dated October 7, 2011, be received for information.

(Rendall Nasset) Superintendent
Officer in Charge, Richmond RCMP Detachment
(604-278-1212)

FOR ORIGINATING DEPARTMENT USE ONLY		
CONCURRENCE OF GENERAL MANAGER 		
REVIEWED BY TAG	YES <input checked="" type="checkbox"/>	NO <input type="checkbox"/>
REVIEWED BY CAO	YES <input checked="" type="checkbox"/>	NO <input type="checkbox"/>

Origin

At the request of the Community Safety Committee, the OIC will keep Council informed on matters pertaining to policing in the community and has developed a framework to provide regular reporting cycles.

Analysis

Below is the RCMP's Monthly Report – September 2011 Activities.

Noteworthy Files:

Suspicious Fires

The Detachment is currently investigating four suspicious fires that occurred inside apartment buildings. The fires occurred at different locations throughout Richmond and are believed to be connected due to similarities.

On August 21, a fire occurred in the 9500 block of Odlin Road and on September 2, another fire occurred in the 6100 block of Buswell Street. These fires displaced many residents of the apartment buildings involved but fortunately no one was injured. Both fires began at the front door of the suites in the hallways where gasoline was used as an accelerant. On September 6, a fire occurred at the Palm Springs Health Spa located in the 6500 block of Buswell Street. The business was not occupied at the time and no one was injured. An accelerant was sprayed into the business through the mail slot. On September 7, a fire occurred in the 8100 block of Granville Avenue. The fire started outside the door of the suite in the hallway and gasoline was used. The suite was unoccupied and no one was injured.

The Detachment's Arson Task force is investigating and the community has been informed by news release of these incidents in an effort to preserve public safety. Residents of apartment buildings are discouraged in regards to allowing non-residents access into the buildings. Residents are asked to be vigilant to suspicious activities at their homes, and to call 911 if they smell gasoline or see individuals carrying gasoline into an apartment building.

Richmond RCMP Seizes Counterfeit Currency at Vancouver Airport

On September 6, Richmond RCMP officers stationed at Vancouver Airport received a report from the Canada Border Services Agency that they had a male in custody after currency suspected to be counterfeit was located in his checked luggage. Upon arrival RCMP officers determined that the male had just returned to Canada after being in Africa for a month. The currency was found bundled and concealed in items of clothing. The 40-year-old male was placed under arrest at the Vancouver Airport after concealing over \$54,000 in counterfeit US currency in his checked luggage.

A counterfeit currency expert from the "E" Division Commercial Crime Section along with a Special Agent from the United States Secret Service examined the currency on site and

confirmed that it was counterfeit and \$54,700 in 100 dollar bills was seized shortly after. "E" Division's Integrated Counterfeit Enforcement Team reports that this is quite a substantial seizure and that since January 2011 the total amount of passed and seized counterfeit US currency for BC has been approximately \$179,012. This seizure represents just over one third of the total US counterfeits seized in BC this year. Richmond Detachment has recommended a charge of Possession of Counterfeit Currency.

Investigation Into Deaths of Two Young Girls

On March 2, 2010 the Detachment was called to a residence for a report that a youth was in medical distress. A 17-year-old female died in relation to this incident and the Serious Crimes Unit began an investigation. On the same day the Burnaby RCMP was called to the 4000 block of Rumble Street for a report of another youth in medical distress. A 16-year-old female also died. Toxicology results were reviewed and indicate that the apparent cause of death for both girls was a lethal combination of alcohol and drugs.

Since this tragedy has occurred, a team of officers involving up to 60 Richmond RCMP investigators has been working tirelessly to establish the circumstances surrounding the two deaths. The investigation involved the close cooperation of the Richmond RCMP and the Vancouver Police Department. The investigation has been challenging, involving extensive forensic examinations, and the locating and interviewing of numerous witnesses.

The RCMP is hopeful that, due to the cooperation of a number of courageous individuals and the exhaustive efforts of the investigative team, there will be some answers for the families of the victims. The Detachment is actively seeking individuals who may have evidence surrounding the circumstances of the deaths and has sent out a news release encouraging these individuals to come forward to assist the RCMP in providing closure for the victim's families.

Road Safety Unit

Richmond Detachment Traffic Statistics

Name	Act	Example	July	Aug	Sep
Violation Tickets	Provincial Act Offences	Speeding	1310	1521	1208
Notice & Orders	Equipment Violations	Broken Tail-light	674	587	419
Driving Suspension	Motor Vehicle Act	24 hour driving prohibition for alcohol or drugs	29	20	13
Parking Offences	Municipal Bylaw	On or off the street Municipal parking offences	6	4	22
MTI's	Municipal Ticket Information	Any other Municipal Bylaw offence	7	7	3

Distracted Driving Media Event

On October 5, 2011 the City of Richmond hosted an event with a number of speakers on the impact of distracted driving. The Mayor gave a speech about the Detachment actively participating against distracted driving through regular patrols near school zones and sending out letters to drivers.

Mayor Brodie proclaimed September, 2011 as Distracted Driving Prevention month. An excerpt from the Proclamation states: *"Since February 2011, volunteers from Richmond's South Arm Community Policing Office have been leaders in combating Distracted Driving in the Province by conducting foot and bicycle patrols and issuing more than 400 reminder letters to drivers observed displaying Distracted Driving behaviour. The City of Richmond is committed to raising awareness of the dangers of Distracted Driving through education, enforcement and prevention."*

South Arm Community Police Office

Richmond Detachment Stolen Auto Recovery and Lock out Auto Crime Statistics for 2011

Month	Vehicles Viewed For Signs Of Auto Crime Only	Vehicles Scanned Through Stolen Auto Recovery (SAR)* ¹	Vehicles Issued A Crime Prevention Notice ²	Patrol And Admin Hours
January	4,898	4,368	530	96
February	2,265	1,657	608	60
March	3,261	1,630	1,082	80
April	3,356	2,529	828	54
May	3,681	2,391	1,290	82
June	2,197	1,342	855	58
July	1,825	1,289	536	48
August	1,898	989	909	51
September	2,329	1,481	848	52
TOTAL	25,710	17,676	7,486	581

¹ A complete description of all categories has been previously circulated in the June Monthly Activity Report.

² Ibid

Richmond Detachment Speed Watch Statistics for 2011

Month	# Of Speed Watch Deployments	Total Vehicles Checked	Over 10 Km/h	Admin Hours For Office Duties	Number of Warning Letters Issued
January	6	2,728	375	54	204
February	13	6,281	950	76	390
March	13	6,207	1,098	80	311
April	12	6,321	1,060	92	347
May	21	12,956	2,358	134	778
June	20	7,633	1,076	132	572
July	15	8,532	2,371	114	551
August	7	3,679	1,024	54	157
September	16	8,957	1,233	102	403
TOTAL	123	63,294	11,545	838	3,713

Richmond Detachment Distracted Drivers Statistics for 2011³

Month	Deployments	Number of Letters Sent
January		Started Feb. 1st
February	7	50
March	10	73
April	7	64
May	9	57
June	10	52
July	14	78
August	10	70
September	7	37
TOTAL	74	481

³ A complete description of all categories has been previously circulated in the June Monthly Activity Report.

Volunteer Bike Patrol

Month	Deployments	Hours
January	2	54
February	3	102
March	4	102
April	5	123
May	9	188
June	8	136
July	19	163
August	18	116.5
September	17	152
TOTAL	85	1,136.5

Victim Services

In September of 2011, Victim Witness Services provided support to 22 new clients in addition to an active caseload of over 113 ongoing files. Victim Services assisted 8 crime and trauma scenes over this time period. Medical related sudden deaths and low level family disputes dominated the calls for service.

Crime Statistics

Crime Stats – see Appendix “A”.
Crime Maps – see Appendix “B”

Financial Impact

There is no financial impact associated with this report.

Conclusion

The Officer in Charge, Richmond Detachment has developed a framework and will continue to provide a monthly reporting cycle to the Community Safety Committee.



Lainie Goddard
Manager, RCMP Administration
(L.4767)



SEPTEMBER 2011 STATISTICS

This chart identifies the monthly totals for all founded Criminal Code offences, excluding Traffic Criminal Code. Based on Uniform Crime Reporting (UCR) scoring, there are three categories: (1) Violent Crime, (2) Property Crime, and (3) Other Criminal Code. Within each category, particular offences are highlighted in this chart. In addition, monthly totals for Controlled Drugs and Substances Act (CDSA) offences are included.

The Average Range data is based on activity in a single month over the past 5 years. The only exception is Metal Theft, which only has 4 years of available data. If the current monthly total for an offence is above average, it will be noted in **red**, while below-average numbers will be noted in **blue**.

Year-to-Date percentage increases of more than 10% are marked in **red**, while decreases of more than 10% are **blue**. Please note that percentage changes are inflated in categories with small numbers (e.g.: Sexual Offences).

	CURRENT MONTH	5-YR AVERAGE RANGE	YEAR-TO-DATE TOTALS		
	Sep-11	September	2010 YTD	2011 YTD	% Change
VIOLENT CRIME (UCR 1000-Series Offences)	132	131-157	1310	1170	-10.7%
<i>Robbery</i>	5	7-11	76	94	23.7%
<i>Assault</i>	47	40-56	481	413	-14.1%
<i>Assault w/ Weapon</i>	17	11-20	113	117	3.5%
<i>Sexual Offences</i>	8	6-10	56	61	8.9%
PROPERTY CRIME (UCR 2000-Series Offences)	567	607-877	6314	5838	-7.5%
<i>Business B&E</i>	27	34-48	411	275	-33.1%
<i>Residential B&E</i>	59	30-56	403	519	28.8%
<i>MV Theft</i>	25	35-66	366	244	-33.3%
<i>Theft From MV</i>	121	149-259	1816	1503	-17.2%
<i>Theft</i>	108	85-154	944	1021	8.2%
<i>Shoplifting</i>	43	35-63	510	545	6.9%
<i>Metal Theft</i>	4	1-22	46	32	-30.4%
<i>Fraud</i>	50	43-56	464	442	-4.7%
OTHER CRIMINAL CODE (UCR 3000-Series Offences)	210	190-243	1937	1726	-10.9%
<i>Arson - Property</i>	4	5-12	72	47	-34.7%
SUBTOTAL (UCR 1000- to 3000-Series)	909	950-1255	9561	8734	-8.6%
DRUGS (UCR 4000-Series Offences)	66	69-136	883	807	-8.6%

* Metal Theft only has 4 years of available data.

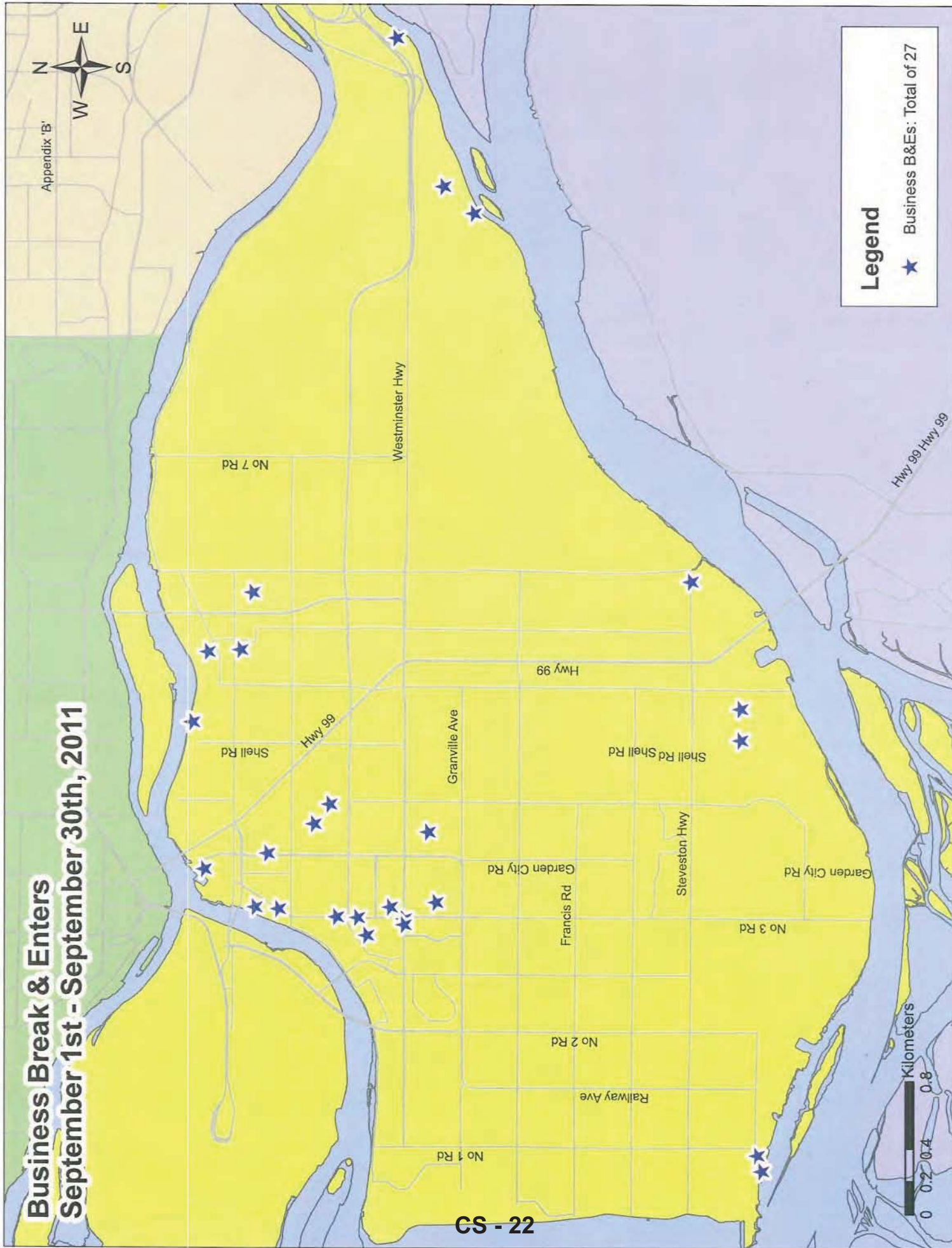
Prepared by Richmond RCMP.

Data collected from PRIME on 2011-10-12. Published 2011-10-19.

This data is operational and subject to change. This document is not to be copied, reproduced, used in whole or part or disseminated to any other person or agency without the consent of the originator(s).

Business Break & Enters September 1st - September 30th, 2011

Appendix 'B'

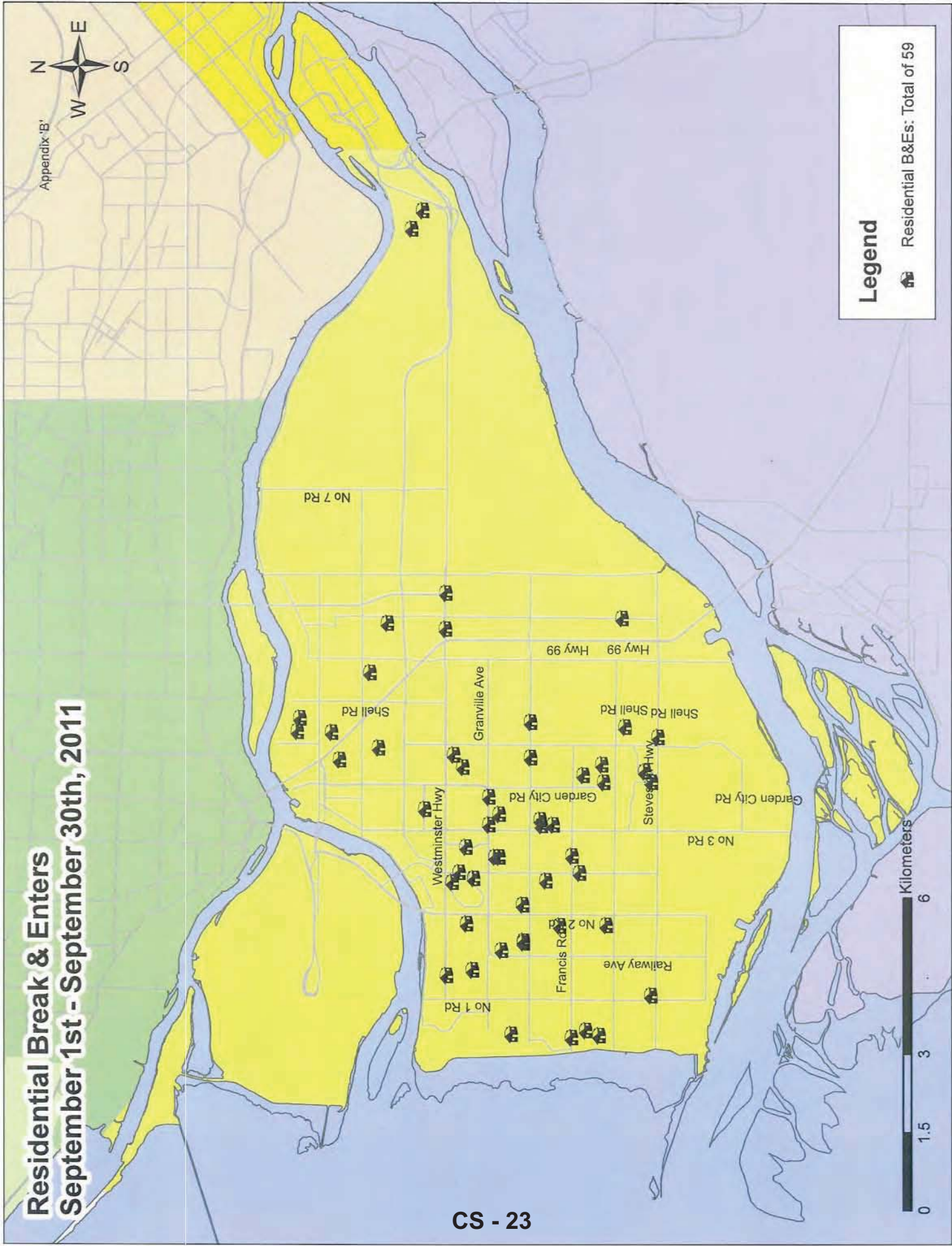


Legend

★ Business B&Es: Total of 27

Residential Break & Enters September 1st - September 30th, 2011

Appendix 'B'



Legend

-  Residential B&Es: Total of 59



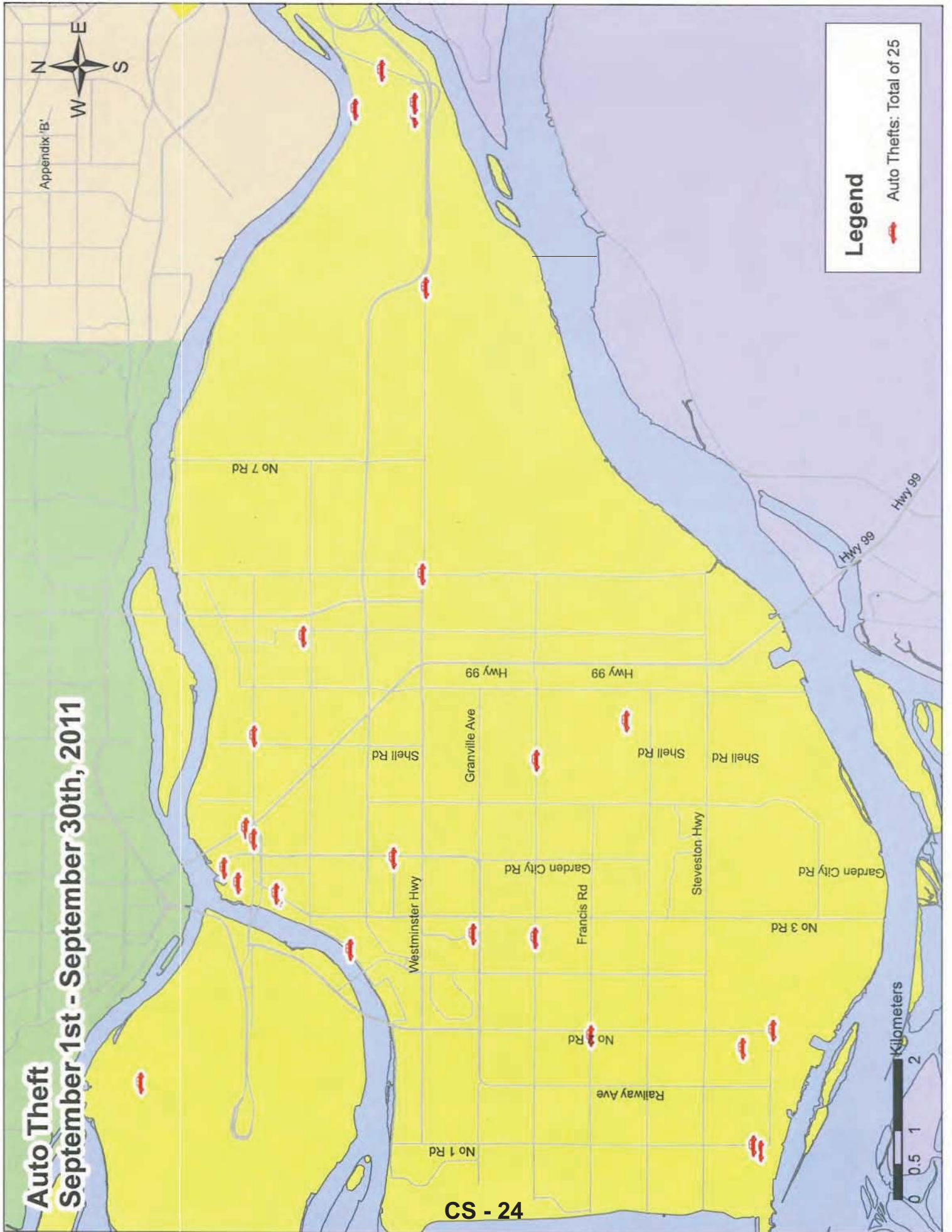
Auto Theft September 1st - September 30th, 2011

Appendix 'B'



Legend

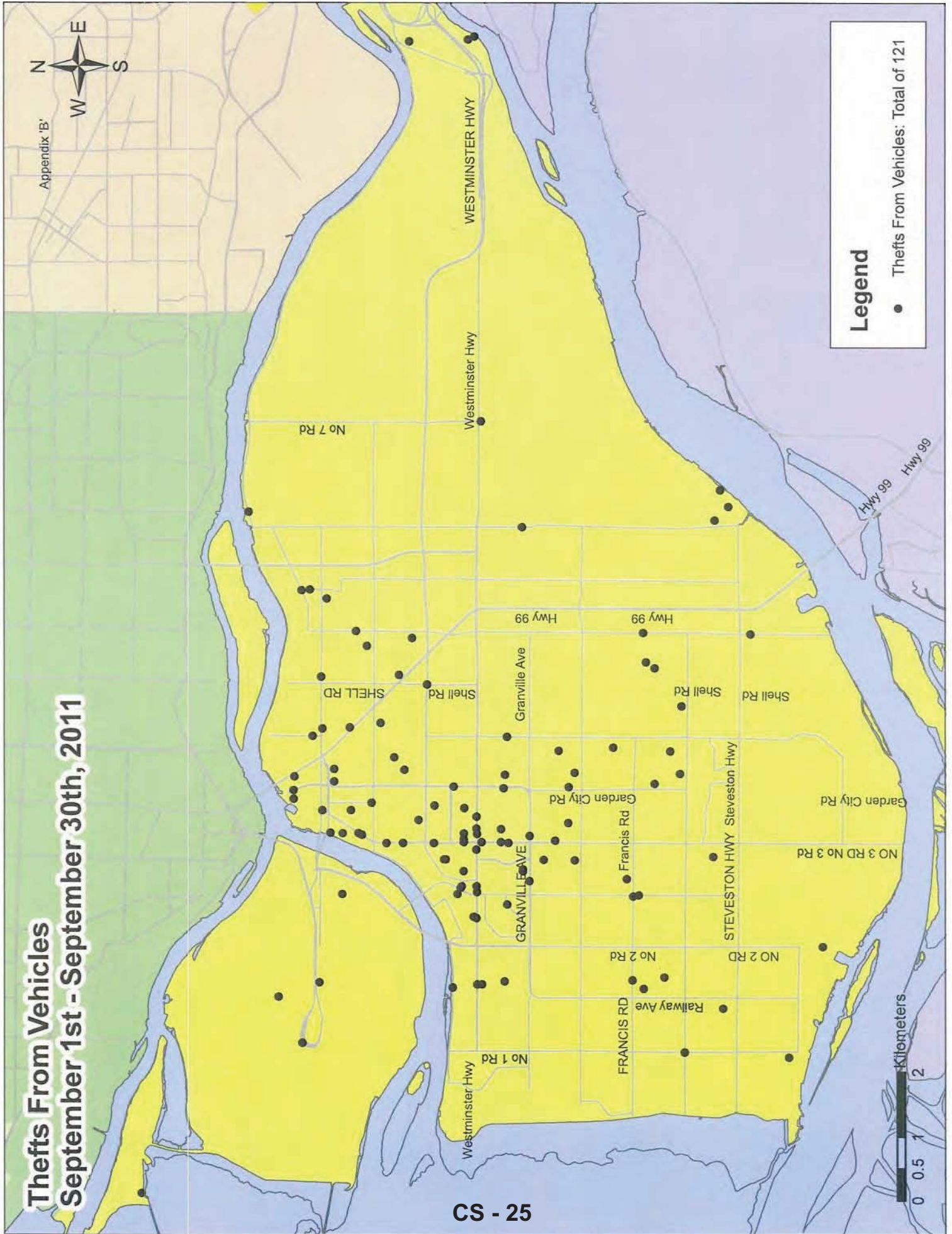
 Auto Thefts: Total of 25



CS - 24

Thefts From Vehicles September 1st - September 30th, 2011

Appendix 'B'



CS - 25

Legend

- Thefts From Vehicles: Total of 121

0 0.5 1 2
Kilometers



To: Community Safety Committee

Date: November 22, 2011

From: Rendall Nasset
Officer In Charge, Richmond RCMP Detachment

File: 09-5000-01/2010-Vol
01
(11.55)

Re: RCMP's Monthly Report – October 2011 Activities

Staff Recommendation

That the OIC's report entitled "RCMP's Monthly Report – October 2011 Activities" dated November 22, 2011, be received for information.

(Rendall Nasset) Superintendent
Officer in Charge, Richmond RCMP Detachment
(604-278-1212)

FOR ORIGINATING DEPARTMENT USE ONLY		
CONCURRENCE OF GENERAL MANAGER 		
REVIEWED BY TAG 	YES <input checked="" type="checkbox"/>	NO <input type="checkbox"/>
REVIEWED BY CAO 	YES <input checked="" type="checkbox"/>	NO <input type="checkbox"/>

Origin

At the request of the Community Safety Committee, the OIC will keep Council informed on matters pertaining to policing in the community and has developed a framework to provide regular reporting cycles.

Analysis

Below is the RCMP's Monthly Report – October 2011 Activities.

Noteworthy Files:

Too Good To Be True

The Detachment is investigating a lottery scam after a Richmond resident was duped out of \$4,500 after being told that she won the lottery. In May of this year the victim received a phone call advising her that she had won the lottery worth \$150,000, but in order to claim her money she would first have to send \$4,500 to China. The victim initially did not believe the caller and did not send any money. The calls continued and during one of these calls the voice on the other end of the phone provided a website. The victim visited the website at which time she discovered a related phone number that she called and spoke to a female who informed her that the lottery was legitimate, however she still did not believe that she had won the lottery and did not send any money.

The calls to the victim continued which prompted her to call the number from the website again. She was told the lottery was legitimate and as a result decided to wire \$4,500 to supposedly a lawyer in China. As soon as the money was sent the calls stopped which left her wondering when she would receive her prize. The victim phoned the number from the website again but it was disconnected. Unfortunately this incident is not unique and is referred to as “the lottery scam” which occurs far too often.

There are two variations to this scam. One, where someone claims to be a lawyer from a firm responsible for distributing funds; however, the funds cannot be distributed until a legal fee has been paid. The second variation is as the one described above, when a call is made advising someone that they have won the lottery and that the winner has to pay money in order to claim the prize-money.

It is important to remember that one cannot win any lottery without buying a ticket. Legitimate lotteries do not contact winners, and winners do not send money in to redeem a prize.

Things to consider:

- Unsolicited calls suggesting inclusion in a “lottery pool”;
- Mail received notifying that a substantial amount of money has been won;
- Requests for cash to be sent in order to redeem a prize;
- Being asked to keep the winnings secret to avoid tax consequence, and;

- High pressure or repetitive calls

Plane Crash

On October 27 at approximately 4:15 pm the Detachment received a report of a plane crash near the British Columbia Institute of Technology. A small passenger plane crashed on the northbound lanes of Russ Baker Way and struck a car containing two people. The plane burst into flames upon impact; however, Richmond Fire Rescue and YVR's Emergency Response were on scene within moments to extinguish the flames. All seven passengers and two crew members were transported to the Richmond General Hospital (RGH) and the Vancouver General Hospital (VGH) for treatment. As of November 15 everyone has been released from hospital, except the pilot and co-pilot, who have since succumbed to their injuries.

The Transportation Safety Board is now the lead investigative agency for the plane crash and Richmond Detachment continues to assist. The majority of officers that were working at the crash scene assisted with this investigation in various duties. General Duty officers cordoned off the crash site area and various Plainclothes officers coordinated statements of the numerous witnesses that were on site. Officers from the surrounding areas such as the Lower Mainland Emergency Response Team, Deas Island Highway patrol, the Integrated Collision and Analysis Reconstruction Services and the Vancouver Police Department also assisted. The Detachment has sent out a news release thanking the witnesses and business owners that came to the aid of the victims of the crash, as well as various community partners that were integral to this very tragic event.

Stabbing at Lansdowne Mall

A 24-year-old Burnaby resident was sent to hospital after being stabbed in the Lansdowne Shopping Center parking lot, early in the morning of October 29. When police arrived at the scene of the crime it was determined that one male had been stabbed. The suspects fled prior to police arrival. The Detachment's Serious Crime Section is continuing to investigate and interviewing a number of witnesses to piece together what exactly occurred. The victim, who suffered severe injuries, underwent surgery and is expected to recover.

Distraction Thefts

The Detachment is currently investigating a number of distraction thefts and has sent out a newsletter advising the community to be aware of criminals posing as good samaritans. Suspects are currently targeting victims at financial institutions after they have withdrawn large sums of money. Once a victim enters the bank the suspect approaches the victim's vehicle, punctures a tire and waits for the victim to return. As the victim drives away, the suspects follow and later approach the driver to let them know that they have a flat tire and will offer to change the tire. When the driver gets out of the vehicle, a second suspect appears to assist, and enters the victim's vehicle and takes the cash while the first suspect is distracting the driver. When the driver returns to the vehicle, the money is missing.

Community Policing

Crime Prevention Unit

The Detachment Crime Prevention Unit sent 50 Residential Break and Enter Alerts and 28 Commercial Break and Enter Alerts to Richmond residents and businesses with information about neighbourhood break and enters. These details were provided along with crime prevention techniques to help prevent future break and enters.

Richmond residents and business owners are encouraged to register their email addresses at the City of Richmond website: www.richmond.ca/blockwatch.

Two Block Watch Captain and Co-Captain Meetings were held at the City Hall Council Chambers on October 19 and 27 with approximately 100 people in attendance. Corporal William Lumsdon was in attendance to thank all of the Block Watch volunteers for their time and effort in helping to make Richmond a safer place. The meetings then began with a "Criminal Activity Maps" presentation and provided a step-by-step overview of the neighbourhood crime statistics as well as a focus on Richmond's crime prevention information and how residents can make their homes as safe as possible.

During the meeting, four South Arm volunteers completed a Lock Out Auto Crime parking lot audit of vehicles and presented their findings regarding visible items left in vehicles during the meeting. Joanne Bergman from ICBC, who is Richmond's Road Safety Coordinator, presented a talk on vehicle safety including Theft from Motor Vehicle and speeding.

As part of the RCMP "On Side Program" two Richmond members took several students out to see a sporting event. On three separate dates in October, six students from the Jesse Wowk Elementary School, Joseph The Worker Elementary School and Spul'U'Kwuks Elementary School were taken to a Vancouver Canucks hockey game or a BC Lions football game. The students are provided with a hot dog and drink and transportation is provided with a City of Richmond vehicle. This program is very rewarding to all involved as it provides youth that may not have an opportunity a chance to go out with their peers as well as two RCMP officers.

Road Safety Unit**Richmond Detachment Traffic Statistics**

Name	Act	Example	Aug	Sep	Oct
Violation Tickets	Provincial Act Offences	Speeding	1521	1208	1196
Notice & Orders	Equipment Violations	Broken Tail-light	587	419	473
Driving Suspension	Motor Vehicle Act	24 hour driving prohibition for alcohol or drugs	20	13	54
Parking Offences	Municipal Bylaw	On or off the street Municipal parking offences	4	22	17
MTI's	Municipal Ticket Information	Any other Municipal Bylaw offence	7	3	4

For the October Violation Tickets statistics, the total of 1196 includes, although not limited to the following:

- 8 Alcohol or drug related driving offences - Immediate Roadside Prohibition's and 24 Hour Suspensions.
- 1 No case drug seizure.
- 29 Intersection related charges – Running lights and improper turns.
- 19 Excessive speeding violations – 40 Km/h plus over the limit.
- 292 Speeding charges.

South Arm Community Police Office**Richmond Detachment Stolen Auto Recovery and Lock out Auto Crime Statistics for 2011**

Month	Vehicles Viewed For Signs Of Auto Crime Only	Vehicles Scanned Through Stolen Auto Recovery (SAR)* ¹	Vehicles Issued A Crime Prevention Notice ²	Patrol And Admin Hours
January	4,898	4,368	530	96
February	2,265	1,657	608	60
March	3,261	1,630	1,082	80
April	3,356	2,529	828	54
May	3,681	2,391	1,290	82
June	2,197	1,342	855	58
July	1,825	1,289	536	48
August	1,898	989	909	51
September	2,329	1,481	848	52
October	3,558	2,258	1,300	70
TOTAL	29,268	19,934	8,786	651

¹ A complete description of all categories has been previously circulated in the June Monthly Activity Report.

² Ibid

Richmond Detachment Speed Watch Statistics for 2011

Month	# Of Speed Watch Deployments	Total Vehicles Checked	Over 10 Km/h	Admin Hours For Office Duties	Number of Warning Letters Issued
January	6	2,728	375	54	204
February	13	6,281	950	76	390
March	13	6,207	1,098	80	311
April	12	6,321	1,060	92	347
May	21	12,956	2,358	134	778
June	20	7,633	1,076	132	572
July	15	8,532	2,371	114	551
August	7	3,679	1,024	54	157
September	16	8,957	1,233	102	403
October	16	8,029	682	108	456
TOTAL	139	71,323	12,227	946	4,169

Richmond Detachment Distracted Drivers Statistics for 2011³

Month	Deployments	Number of Letters Sent
January		Started Feb. 1st
February	7	50
March	10	73
April	7	64
May	9	57
June	10	52
July	14	78
August	10	70
September	7	37
October	9	40
TOTAL	83	521

³ A complete description of all categories has been previously circulated in the June Monthly Activity Report.

Volunteer Bike Patrol

Month	Deployments	Hours
January	2	54
February	3	102
March	4	102
April	5	123
May	9	188
June	8	136
July	19	163
August	18	116.5
September	17	152
October	4	36.5
TOTAL	89	1,173

Steveston Community Police Office

Steveston Office Volunteer Stats for October 2011

Speed Watch		
26 Volunteer Hours	4,600 Vehicles Checked	110 Letters Sent Out
Lock Out Auto Crime (LOAC)		
39 Volunteer Hours	1,900 Vehicles Checked	315 Notices Written

Victim Services

In October of 2011, Victim Witness Services provided support to 46 new clients in addition to an active caseload of over 119 ongoing files. Victim Services assisted 12 crime and trauma scenes over this time period. Robberies, medical related sudden deaths and suicides dominated the calls for service. Of note, Richmond Victim Services responded to the plane crash and subsequently to the hospital following the fatal crash at the south terminal area of YVR. Victim Services continues to support the families of the deceased and any of the witnesses who have asked for assistance.

Crime Statistics

Crime Stats – see Appendix “A”.

Crime Maps – see Appendix “B”

Financial Impact

There is no financial impact associated with this report.

Conclusion

The Officer in Charge, Richmond Detachment has developed a framework and will continue to provide a monthly reporting cycle to the Community Safety Committee.

A handwritten signature in cursive script, appearing to read "Lainie Goddard", written in black ink.

Lainie Goddard
Manager, RCMP Administration
(604)207-4767



OCTOBER 2011 STATISTICS

This chart identifies the monthly totals for all founded Criminal Code offences, excluding Traffic Criminal Code. Based on Uniform Crime Reporting (UCR) scoring, there are three categories: (1) Violent Crime, (2) Property Crime, and (3) Other Criminal Code. Within each category, particular offences are highlighted in this chart. In addition, monthly totals for Controlled Drugs and Substances Act (CDSA) offences are included.

The Average Range data is based on activity in a single month over the past 5 years. The only exception is Metal Theft, which only has 4 years of available data. If the current monthly total for an offence is above average, it will be noted in **red**, while below-average numbers will be noted in **blue**.

Year-to-Date percentage increases of more than 10% are marked in **red**, while decreases of more than 10% are **blue**. Please note that percentage changes are inflated in categories with small numbers (e.g.: Sexual Offences).

	CURRENT MONTH	5-YR AVERAGE RANGE	YEAR-TO-DATE TOTALS		
	Oct-11	October	2010 YTD	2011 YTD	% Change
VIOLENT CRIME (UCR 1000-Series Offences)	133	123-155	1449	1303	-10.1%
<i>Robbery</i>	15	6-16	95	109	14.7%
<i>Assault</i>	49	39-54	531	462	-13.0%
<i>Assault w/ Weapon</i>	11	11-19	123	128	4.1%
<i>Sexual Offences</i>	5	3-5	59	66	11.9%
PROPERTY CRIME (UCR 2000-Series Offences)	554	703-915	7142	6392	-10.5%
<i>Business B&E</i>	37	40-71	466	312	-33.0%
<i>Residential B&E</i>	65	34-69	460	584	27.0%
<i>MV Theft</i>	20	41-60	413	264	-36.1%
<i>Theft From MV</i>	104	167-264	2053	1607	-21.7%
<i>Theft</i>	124	88-149	1057	1145	8.3%
<i>Shoplifting</i>	48	43-67	575	593	3.1%
<i>Metal Theft</i>	3	3-20	54	35	-35.2%
<i>Fraud</i>	35	47-61	522	477	-8.6%
OTHER CRIMINAL CODE (UCR 3000-Series Offences)	208	159-206	2157	1934	-10.3%
<i>Arson - Property</i>	8	10-13	82	55	-32.9%
SUBTOTAL (UCR 1000- to 3000-Series)	895	1006-1254	10748	9629	-10.4%
DRUGS (UCR 4000-Series Offences)	111	84-121	987	918	-7.0%

* Metal Theft only has 4 years of available data.

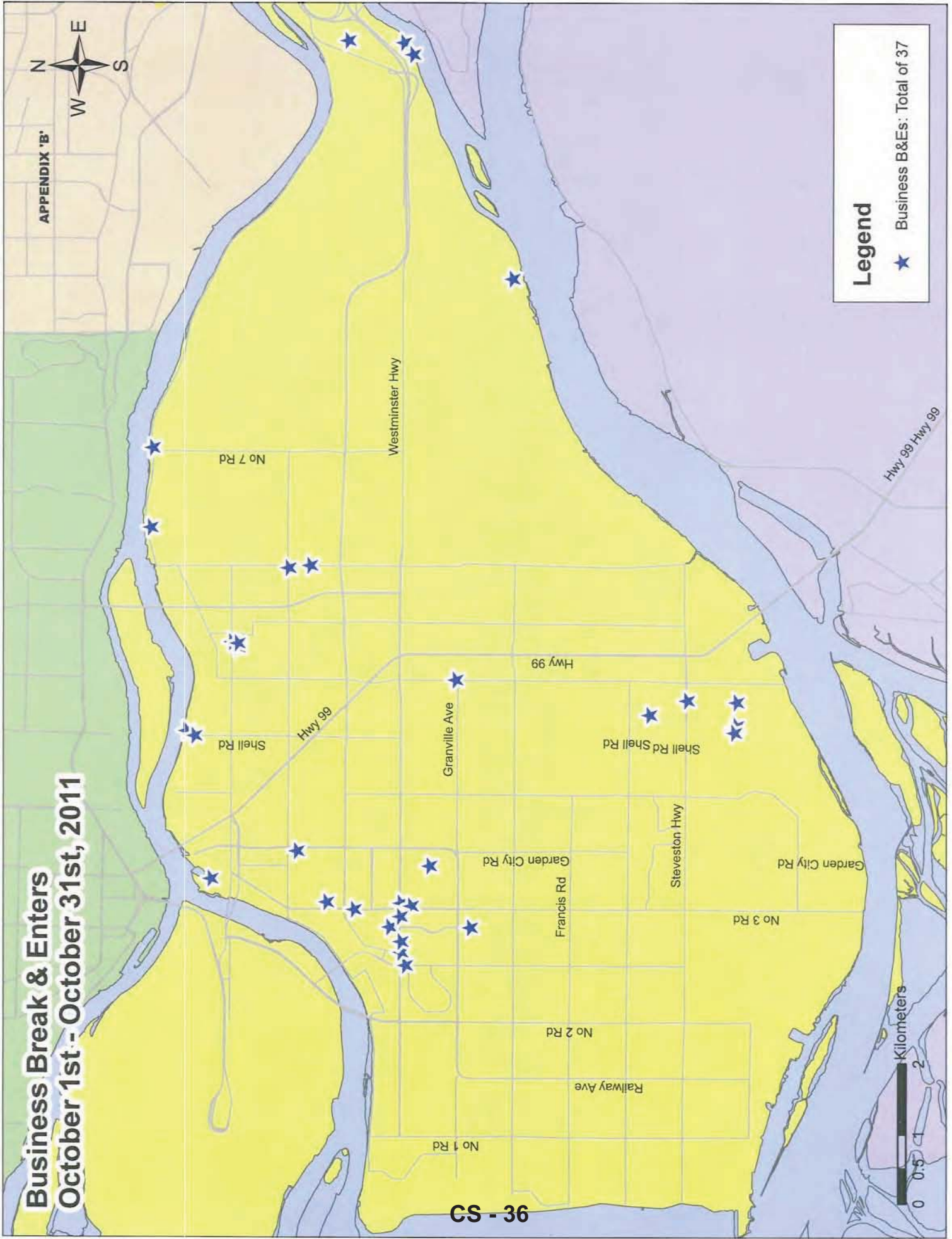
Prepared by Richmond RCMP.

Data collected from PRIME on 2011-11-28. Published 2011-11-28.

This data is operational and subject to change. This document is not to be copied, reproduced, used in whole or part or disseminated to any other person or agency without the consent of the originator(s).

Business Break & Enters October 1st - October 31st, 2011

APPENDIX 'B'

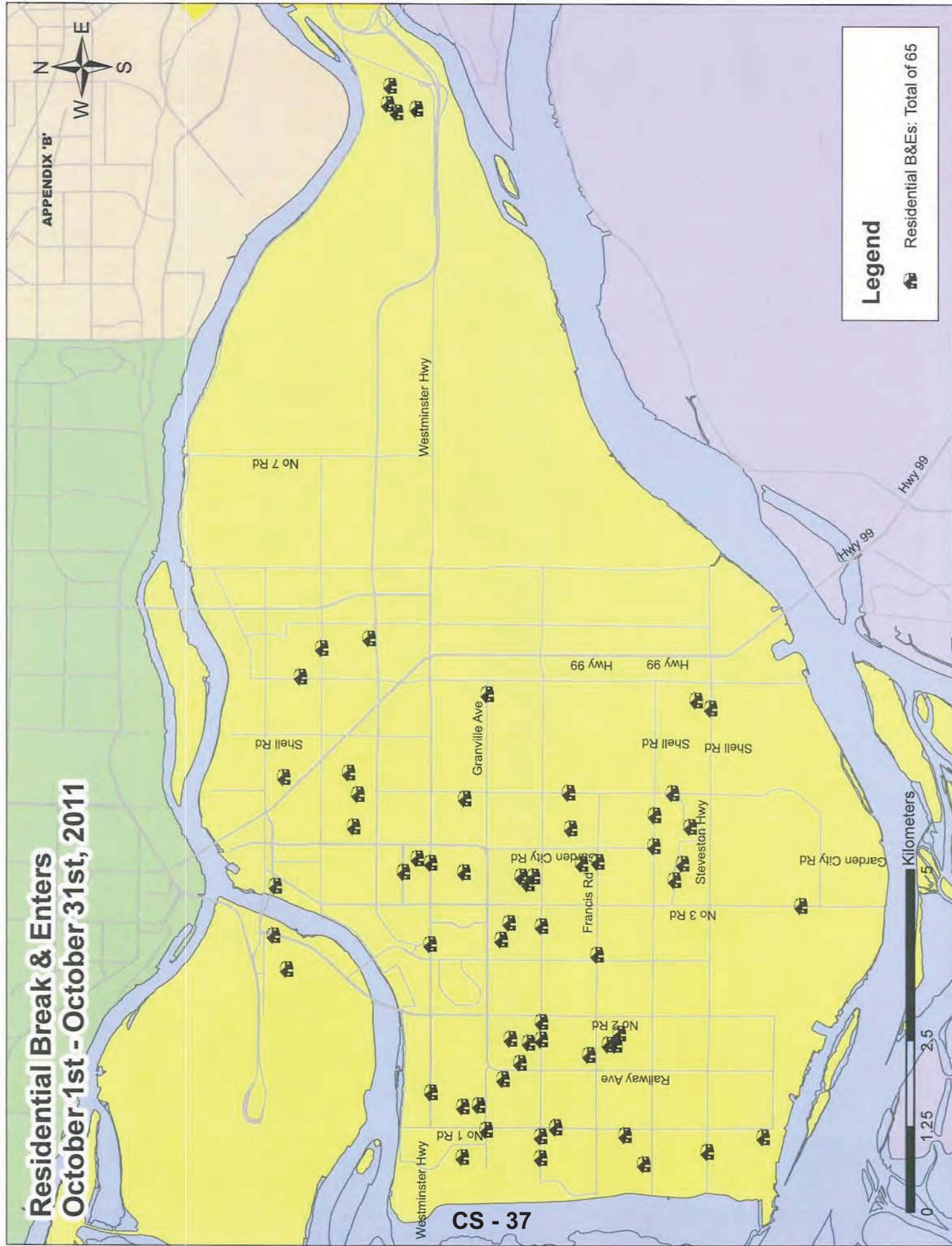


Legend

- ★ Business B&Es: Total of 37

Residential Break & Enters October 1st - October 31st, 2011

APPENDIX 'B'



CS - 37

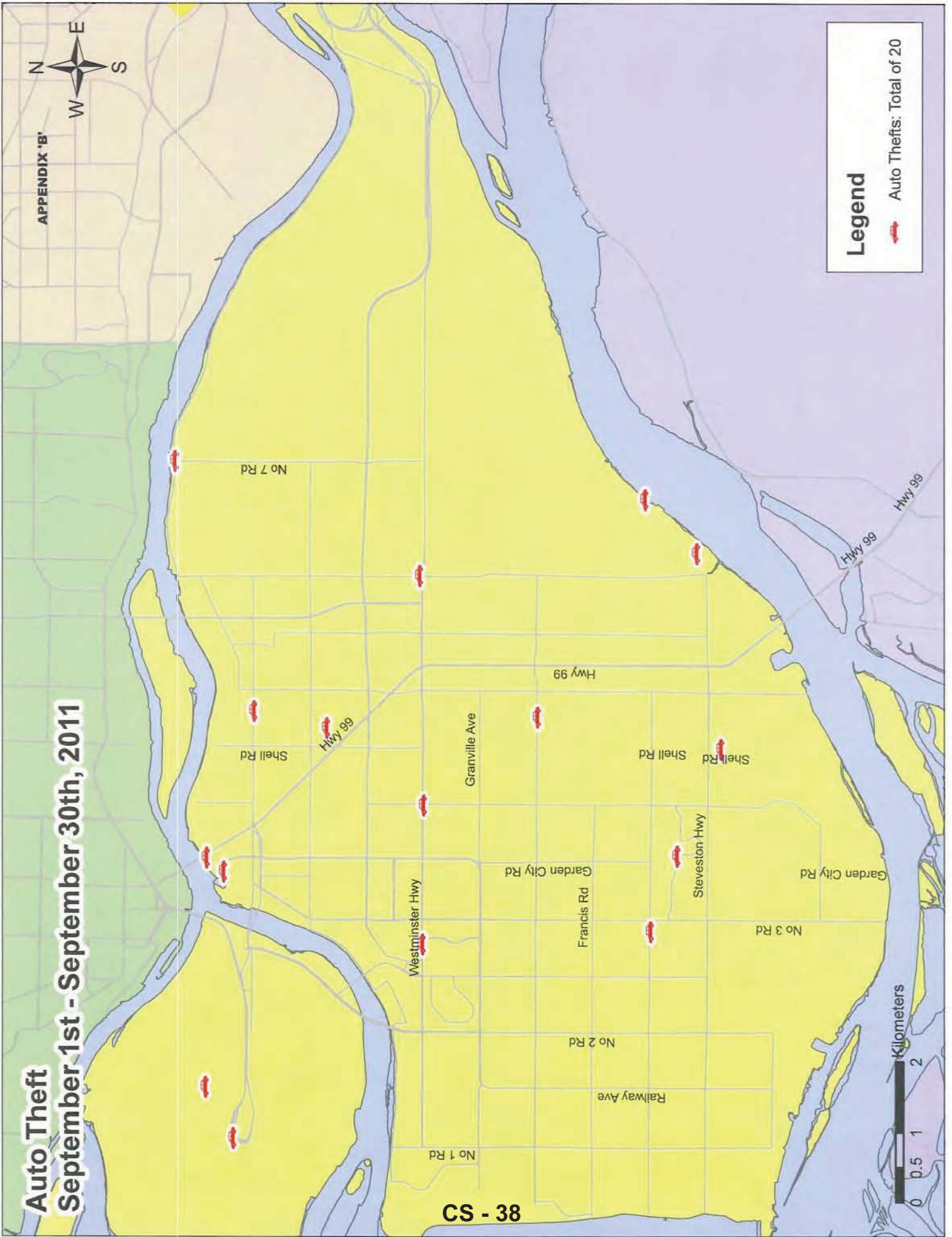
Legend

-  Residential B&Es: Total of 65




Auto Theft September 1st - September 30th, 2011

APPENDIX 'B'



Legend

 Auto Thefts: Total of 20

CS - 38

0 0.5 1 2 Kilometers

Thefts From Vehicles October 1st - October 31st, 2011

APPENDIX 'B'

