



To: Community Safety Committee

Date: December 1, 2011

From: Rendall Nessel
Officer In Charge, Richmond RCMP Detachment

File: 09-5000-01/2010-Vol
01
(11.61)




Re: RCMP's Monthly Report – November 2011 Activities

Staff Recommendation

That the OIC's report entitled "RCMP's Monthly Report – November 2011 Activities" dated December 1, 2011, be received for information.



(Rendall Nessel) Superintendent
Officer in Charge, Richmond RCMP Detachment
(604-278-1212)

FOR ORIGINATING DEPARTMENT USE ONLY		
CONCURRENCE OF GENERAL MANAGER 		
REVIEWED BY TAG 	YES <input checked="" type="checkbox"/>	NO <input type="checkbox"/>
REVIEWED BY CAO 	YES <input checked="" type="checkbox"/>	NO <input type="checkbox"/>

Origin

At the request of the Community Safety Committee, the OIC will keep Council informed on matters pertaining to policing in the community and has developed a framework to provide regular reporting cycles.

Analysis

Below is the RCMP's Monthly Report – November 2011 Activities.

Noteworthy Files:

Richmond RCMP Promotes Pedestrian Safety

The concern for Pedestrian Safety increases with the changing weather conditions and reduced daylight hours that the winter season brings. Extra care is required during the darker, wet days that make driving conditions and visibility more difficult to see pedestrians. The Detachment considers pedestrian safety a priority and has partnered with ICBC to increase education, enforcement and initiatives in an effort to save lives and make the community a safer place to be.

The Detachment RCMP officers and volunteers from the South Arm and Steveston Community Police Offices participated in a Pedestrian Road Safety Campaign along with ICBC's Road Safety Team. Richmond's high volume foot traffic areas were targeted, where passers by were provided with pedestrian safety tips and reflective armbands in order to increase visibility in the dark. The next campaign is planned for early spring.

Some tips for pedestrians' safety are as follows:

- Remove headphones and refrain from using cell phone and electronics when crossing the street.
- Make eye contact with drivers and never assume that drivers see pedestrians.
- Be cautious and pay attention to traffic as some drivers may not stop or obey traffic control devices.
- Wear bright or light coloured clothing especially in bad weather or in low light, wear reflective clothing.
- If there are no sidewalks, use the outside edge or shoulder of the roadway and walk facing traffic to see vehicles coming towards you.
- While crossing the street, look in all directions and keep an eye out for approaching vehicles. This includes checking over the shoulder for any vehicles that may be turning.
- Listen for approaching vehicles that may not yet be visible and could be approaching a pedestrian from a driveway, around a corner or from over a hill.
- Use crosswalks wherever possible and don't cross on the "do not walk" signal.

Fatal Pedestrian Collision

On November 22 at approximately 7:30 pm an RCMP officer was on patrol when he came across a collision on Steveston Highway near Southdale Road. A pedestrian had been crossing Steveston Highway between intersections and was struck by a west bound vehicle. At the time of the collision it was raining heavily and visibility was poor. The pedestrian was wearing dark clothing and was not seen by the driver until he was struck.

Richmond Fire Rescue and Emergency Health Services were at the scene of the collision. The driver received minor injuries and was transported to Richmond General Hospital for treatment. The pedestrian, a 31 year old Richmond resident, was transported to Vancouver General Hospital in critical condition and passed away the next morning. Officers from the Integrated Collision Analysis and Reconstruction Services assisted the Detachment's Road Safety Unit, and the investigation is continuing.

Plane Diverted to YVR

On November 28th at approximately 6:30 pm the Detachment received a report that an Air Canada flight was being diverted to the Vancouver International Airport after two unruly passengers had to be restrained by the airline crew. The flight was en-route to Beijing from Toronto with an expected arrival time of 10:00 pm. to the Vancouver Airport. Upon touchdown RCMP officers boarded the flight and escorted the two passengers off the plane. Two men ages 38 and 45 from Ontario have been arrested and charged after consuming too much alcohol and disobeying the directions of the flight crew on board the flight. Both men plead guilty to mischief and received suspended sentences and probation for one year. They have been ordered to pay restitution in the amount of \$71,757.

Auxiliary Constables

From January to November 2011, Richmond Detachment Auxiliary Constables recorded 6,597 volunteer hours as indicated in the following table:

Time Period	Community Policing Duties	Training and Administrative Duties	Patrol Ride-Along Duties	Total Hours
Jan - Nov	2,754	2,191	1,652	6,597

Summary of Auxiliary Constable Duties for September - November 2011:

Auxiliary Constables have concentrated on community policing programs, such as:

- Bike, foot and Kubota patrols
- Home Security Checks
- Block Watch meetings
- SAFE School Program

Auxiliary Constables also attended several community events to support a police presence, including:

- Lingyen Temple Festival
- Police and Peace Officers' Memorial
- Remembrance Day Ceremonies
- Christmas in Steveston Village

In addition, Auxiliary Constables assisted regular members with:

- General Duty shifts
- Marine Patrols
- Liquor/Bylaw Enforcement Teams
- Road Safety Unit
- Youth Section

On October 27, Auxiliary Constables assisted regular members at the plane crash on Sea Island. Within an hour of being called out, 9 Auxiliary Constables were on scene, providing traffic control, scene security and remained on duty until the site was cleared by Transport Canada the following morning.

Auxiliary Constables provided significant support during Richmond Detachment's move to the new Community Safety Building and assisted in operation of the Command Vehicle as a temporary Community Policing Office at the Detachment on Minoru. Other duties included providing escorts, which, allowed regular members to return to their assigned duties.

Five Auxiliary Constables were trained and certified to perform Transport Canada Boat Safety Checks. During the boating season this has provided significant value to marine patrols as Auxiliary Constables are able to conduct checks under the Small Vessel Regulations. Twenty-five Auxiliary Constables have been trained to assist with the Speed Watch and Lock It or Lost It campaigns and will now be able to provide a uniformed presence to these initiatives in targeted areas of the city.

Road Safety Unit

Richmond Detachment Traffic Statistics

Name	Act	Example	Sep	Oct	Nov
Violation Tickets	Provincial Act Offences	Speeding	1208	1196	1209
Notice & Orders	Equipment Violations	Broken Tail-light	419	473	514
Driving Suspension	Motor Vehicle Act	24 hour driving prohibition for alcohol or drugs	13	54	47
Parking Offences	Municipal Bylaw	On or off the street Municipal parking offences	22	17	19
MTI's	Municipal Ticket Information	Any other Municipal Bylaw offence	3	4	3

South Arm Community Police Office**Richmond Detachment Stolen Auto Recovery and Lock out Auto Crime Statistics for 2011**

Month	Vehicles Viewed For Signs Of Auto Crime Only	Vehicles Scanned Through Stolen Auto Recovery (SAR)* ¹	Vehicles Issued A Crime Prevention Notice ²	Patrol And Admin Hours
January	4,898	4,368	530	96
February	2,265	1,657	608	60
March	3,261	1,630	1,082	80
April	3,356	2,529	828	54
May	3,681	2,391	1,290	82
June	2,197	1,342	855	58
July	1,825	1,289	536	48
August	1,898	989	909	51
September	2,329	1,481	848	52
October	3,558	2,258	1,300	70
November	4,046	2,894	1,152	74
TOTAL	33,314	22,828	9,938	725

Richmond Detachment Speed Watch Statistics for 2011

Month	# Of Speed Watch Deployments	Total Vehicles Checked	Over 10 Km/h	Admin Hours For Office Duties	Number of Warning Letters Issued
January	6	2,728	375	54	204
February	13	6,281	950	76	390
March	13	6,207	1,098	80	311
April	12	6,321	1,060	92	347
May	21	12,956	2,358	134	778
June	20	7,633	1,076	132	572
July	15	8,532	2,371	114	551
August	7	3,679	1,024	54	157
September	16	8,957	1,233	102	403
October	16	8,029	682	108	456
November	9	6,007	1,444	68	213
TOTAL	148	77,330	13,671	1,014	4,382

¹ A complete description of all categories has been previously circulated in the June Monthly Activity Report.

² Ibid

Richmond Detachment Distracted Drivers Statistics for 2011³

Month	Deployments	Number of Letters Sent
January		Started Feb. 1st
February	7	50
March	10	73
April	7	64
May	9	57
June	10	52
July	14	78
August	10	70
September	7	37
October	9	40
November	3	9
TOTAL	86	530

Volunteer Bike Patrol

Month	Deployments	Hours
January	2	54
February	3	102
March	4	102
April	5	123
May	9	188
June	8	136
July	19	163
August	18	116.5
September	17	152
October	4	36.5
November	3	52.5
TOTAL	92	1,225.5

Victim Services

In November of 2011, Victim Witness Services provided support to 43 new clients in addition to an active caseload of over 122 ongoing files. Victim Services assisted 12 crime and trauma scenes over this time period. Medical related sudden deaths and serious motor vehicle collisions dominated the calls for service. Of note, Richmond Victim Services responded to two collisions where pedestrians were struck by vehicles. In both of these incidents the weather was extremely bad, visibility was poor, and the victims were wearing dark clothing. Victim Services continues to support the families of the deceased and the drivers of these collisions. Victim Services is continuing support to the families of the deceased pilots from the plane crash at YVR in late October.

³ A complete description of all categories has been previously circulated in the June Monthly Activity Report.

Crime Statistics

Crime Stats – see Appendix “A”.

Crime Maps – see Appendix “B”

Financial Impact

There is no financial impact associated with this report.

Conclusion

The Officer in Charge, Richmond Detachment has developed a framework and will continue to provide a monthly reporting cycle to the Community Safety Committee.

A handwritten signature in black ink, appearing to read "Lainie Goddard". The signature is written in a cursive, flowing style.

Lainie Goddard
Manager, RCMP Administration
(604)207-4767



NOVEMBER 2011 STATISTICS

This chart identifies the monthly totals for all founded Criminal Code offences, excluding Traffic Criminal Code. Based on Uniform Crime Reporting (UCR) scoring, there are three categories: (1) Violent Crime, (2) Property Crime, and (3) Other Criminal Code. Within each category, particular offences are highlighted in this chart. In addition, monthly totals for Controlled Drugs and Substances Act (CDSA) offences are included.

The Average Range data is based on activity in a single month over the past 5 years. The only exception is Metal Theft, which only has 4 years of available data. If the current monthly total for an offence is above average, it will be noted in **red**, while below-average numbers will be noted in blue.

Year-to-Date percentage increases of more than 10% are marked in **red**, while decreases of more than 10% are blue. Please note that percentage changes are inflated in categories with small numbers (e.g.: Sexual Offences).

	CURRENT MONTH	5-YR AVERAGE RANGE	YEAR-TO-DATE TOTALS		
	Nov-11	November	2010 YTD	2011 YTD	% Change
VIOLENT CRIME (UCR 1000-Series Offences)	113	132-153	1591	1417	-10.9%
<i>Robbery</i>	14	5-12	103	124	20.4%
<i>Assault</i>	44	44-59	590	505	-14.4%
<i>Assault w/ Weapon</i>	8	7-20	128	136	6.3%
<i>Sexual Offences</i>	9	4-9	66	74	12.1%
PROPERTY CRIME (UCR 2000-Series Offences)	587	585-846	7680	6982	-9.1%
<i>Business B&E</i>	24	31-69	503	335	-33.4%
<i>Residential B&E</i>	92	38-72	503	678	34.8%
<i>MV Theft</i>	13	22-64	440	277	-37.0%
<i>Theft From MV</i>	117	150-248	2211	1724	-22.0%
<i>Theft</i>	108	81-135	1136	1254	10.4%
<i>Shoplifting</i>	56	35-56	623	652	4.7%
<i>Metal Theft</i>	4	3-15	58	39	-32.8%
<i>Fraud</i>	50	32-54	559	523	-6.4%
OTHER CRIMINAL CODE (UCR 3000-Series Offences)	205	156-193	2307	2142	-7.2%
<i>Arson - Property</i>	8	5-10	89	64	-28.1%
SUBTOTAL (UCR 1000- to 3000-Series)	905	889-1176	11578	10541	-9.0%
DRUGS (UCR 4000-Series Offences)	128	68-104	1092	1059	-3.0%

* Metal Theft only has 4 years of available data.

Prepared by Richmond RCMP.

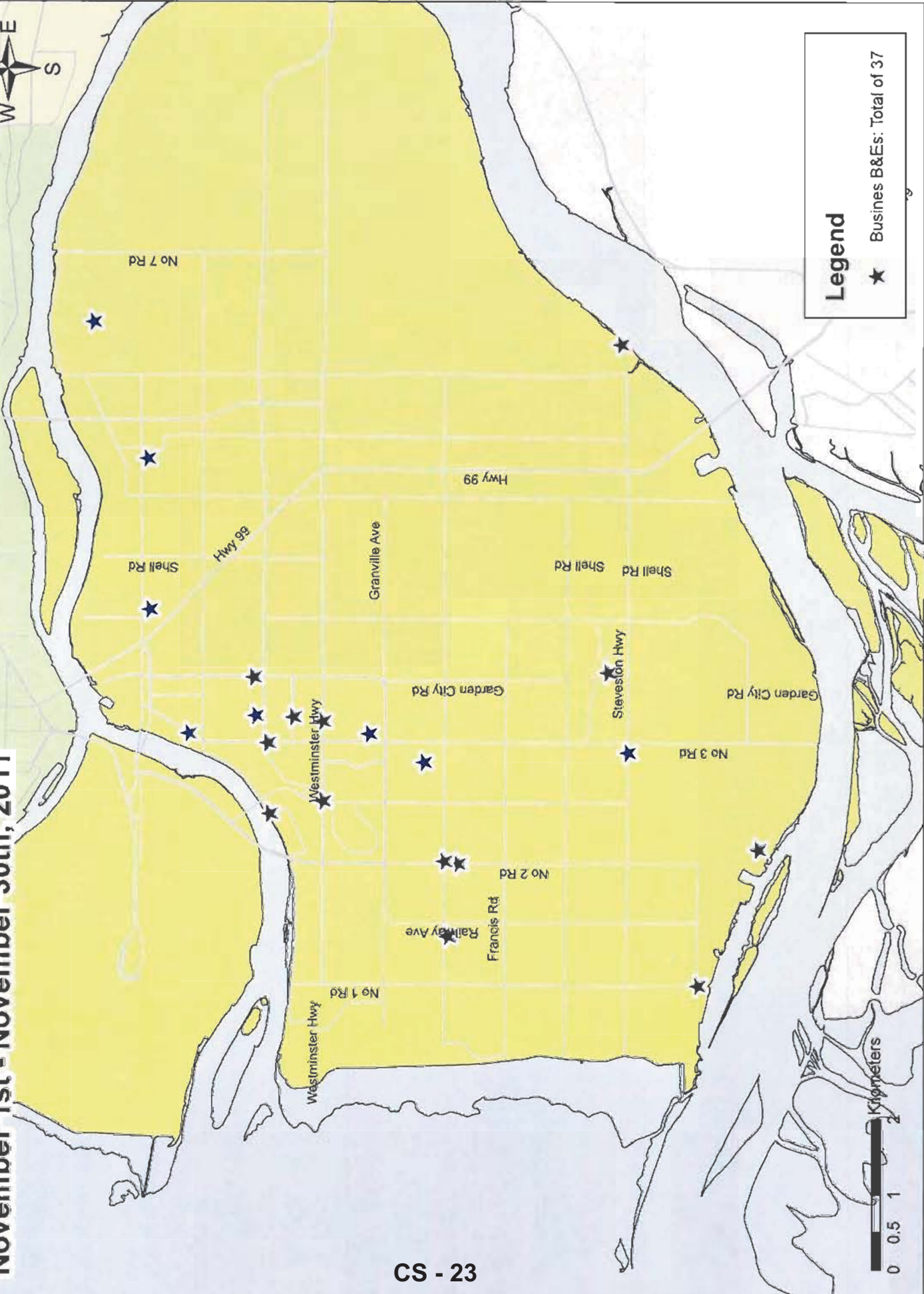
Data collected from PRIME on 2011-12-14. Published 2011-12-14.

This data is operational and subject to change. This document is not to be copied, reproduced, used in whole or part or disseminated to any other person or agency without the consent of the originator(s).

**Business Break & Enters
November 1st - November 30th, 2011**



APPENDIX 'B'



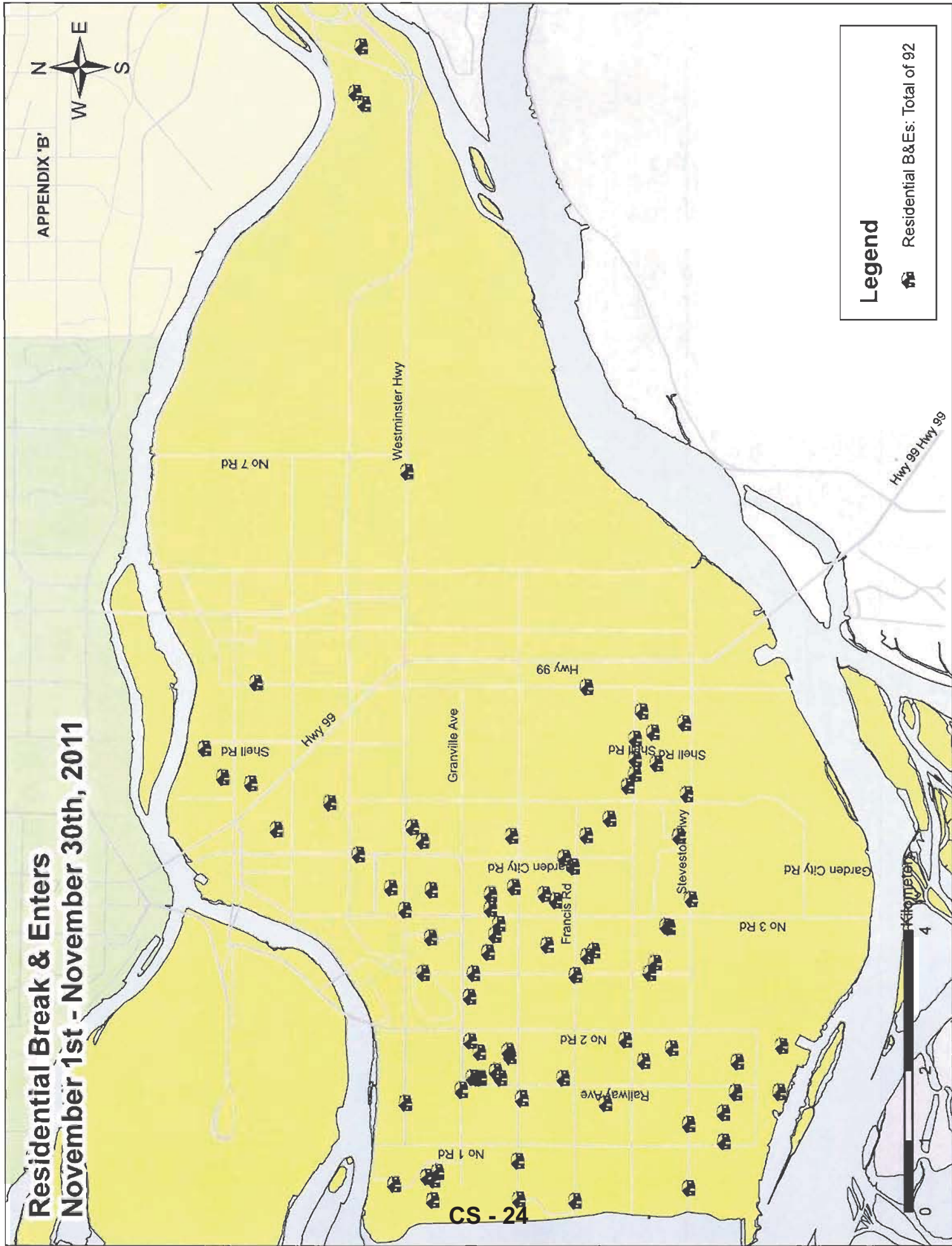
Legend

- ★ Busines B&Es: Total of 37




Residential Break & Enters November 1st - November 30th, 2011

APPENDIX 'B'



Legend

 Residential B&Es: Total of 92

CS - 24

Auto Theft


November 1st - November 30th, 2011

APPENDIX 'B'

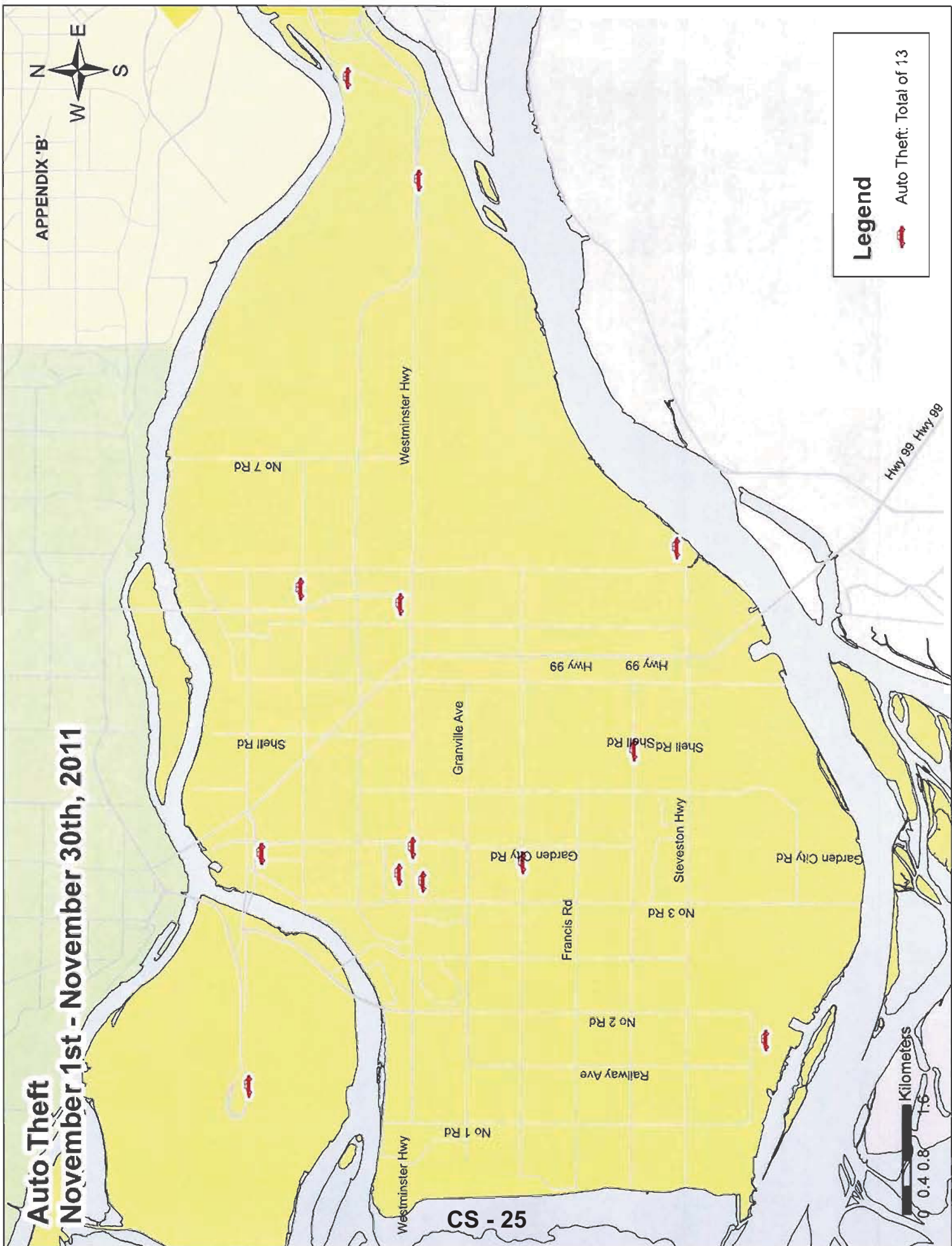


CS - 25

Legend

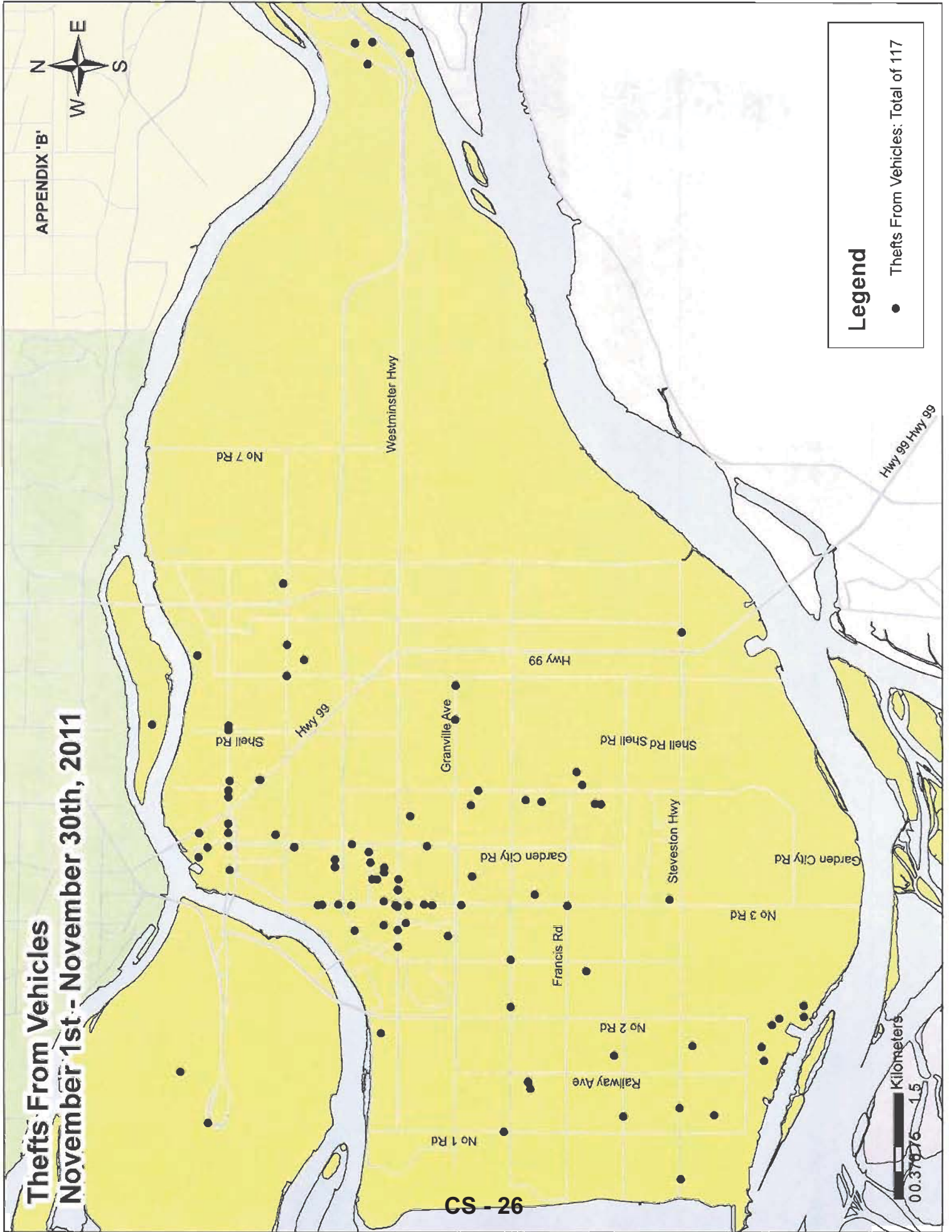
 Auto Theft: Total of 13

 Kilometers
0 0.4 0.8 1.6



Thefts From Vehicles November 1st - November 30th, 2011

APPENDIX 'B'



CS - 26

0.0 0.375 0.75 1.125 1.5
Kilometers

Legend

- Thefts From Vehicles: Total of 117