



# City of Richmond

## Report to Committee


---



**To:** Community Safety Committee **Date:** December 17, 2013  
**From:** Rendall Nessel **File:** 09-5000-01/2013-Vol  
Officer In Charge, Richmond RCMP Detachment 01 (13.28)  
**Re:** **RCMP's Monthly Report – November 2013 Activities**

---

### Staff Recommendation

That the report titled "RCMP's Monthly Report – November 2013 Activities" (dated December 17, 2013, from the Officer in Charge, RCMP) be received for information.

  
(Rendall Nessel) Superintendent  
Officer In Charge, Richmond RCMP Detachment  
(604-278-1212)

REPORT CONCURRENCE
CONCURRENCE OF GENERAL MANAGER 
REVIEWED BY CAO 

## Staff Report

### Origin

At the request of the Community Safety Committee, the Officer in Charge will keep Council informed on matters pertaining to policing in the community of Richmond.

*Council Term Goals for 2011-2014 identify the desire to ensure Richmond remains a safe and desirable community to live, work and play in, through the delivery of effective public safety services that are targeted to the City's specific needs and priorities.*

### Analysis

Below is the RCMP's Monthly Report regarding November 2013 activities.

### Noteworthy Files and Activities:

#### Shots Fired on No. 3 Road

On November 7, the Richmond RCMP received reports of shots being fired in the 4400 block of No. 4 Road. When the police arrived, they located a vehicle with bullet holes. The driver suffered superficial wounds and did not require medical attention. According to witnesses; a male, who has yet to be identified, was seen fleeing the area at time of the shooting.

Police do not believe this attack was random. The investigation is still on-going and will be conducted by the Detachment's Serious Crime Unit.

#### Flags from Royal Canadian Legion

Richmond RCMP is investigation a Break and Enter to the Bridgeport Royal Canadian Legion, which left them without flags for Remembrance Day. The theft was reported on November 9 after staff found a locked container broken into. Missing were two seven foot tall ski bags which contained approximately 10 flags and flag poles. One positive aspect is that this story has received international attention which was a good thing for the Legion during Remembrance Day. The flags have not been found and there have been no leads to who may have stolen the flags.

#### Vehicle Crash into Business

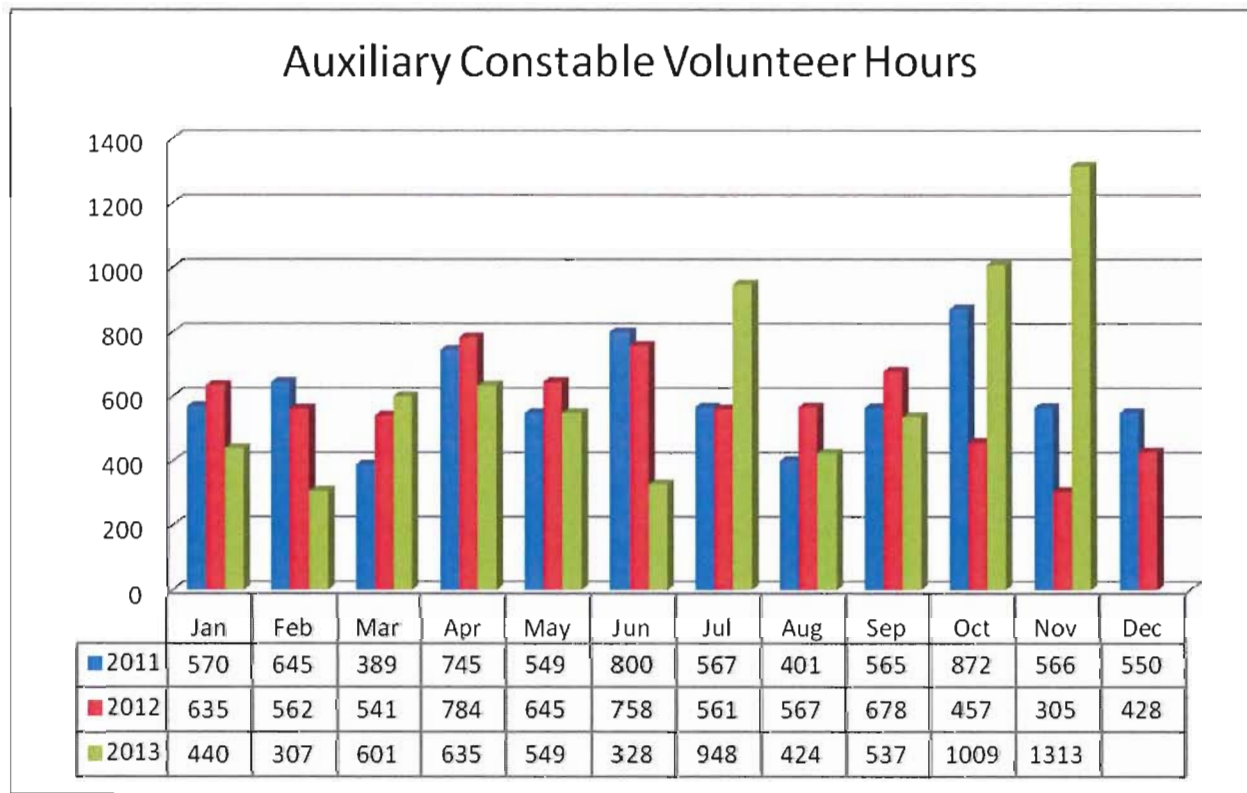
On November 12, Richmond RCMP was called to the 7-11 at Blundell and No. 3 Road after a vehicle hit the side of the building. The driver, who was the only one in the vehicle, allegedly lost control while entering the parking lot and hit a rubber curb which launched the vehicle into the building, leaving a gaping hole in the brick wall. Three employees were inside; one had to be taken to Richmond General Hospital with non-life threatening injuries. The driver was not charged in this case, it was merely an accident. The driver panicked and hit the gas pedal instead of the brakes.

**Motor Vehicle Fatality**

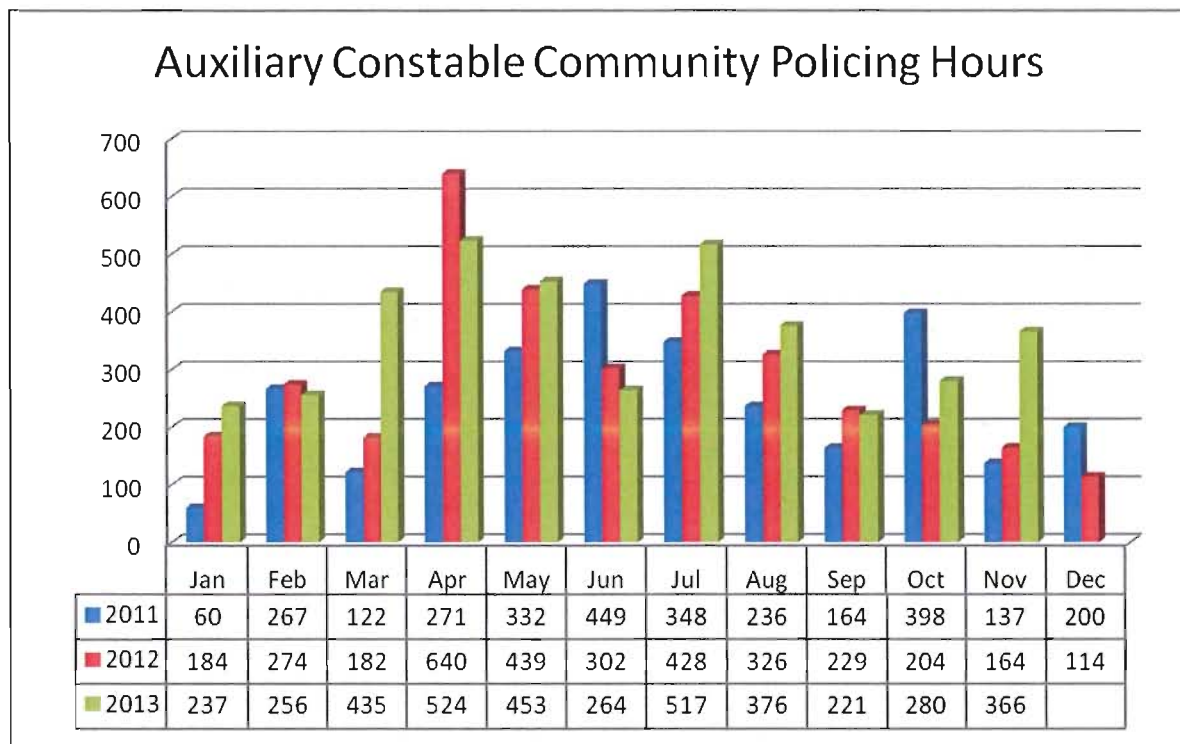
Police were called to Francis Road and St. Albans just after 5:00 pm on November 24 when a report was received of a pedestrian struck in the cross walk. The female Richmond resident was rushed to Richmond General Hospital where attempts to revive her were unsuccessful. The driver of the vehicle that struck the women remained on the scene of the accident and is cooperating with the police. This accident marks the seventh motor vehicle fatality this year and the fourth serious accident in one week in the Richmond area.

**Auxiliary Constables**

**Total Volunteer Hours:** (includes community policing activities, as well as hours spent in training, court and on ride-a-longs and call-outs): As of November 2013, Richmond Detachment has 29 active Auxiliary Constables, 17 new cadets in training, and 4 members on Leaves of Absence. Our Auxiliary Constables have volunteered 7,090 hours to date this year. The chart below compares the total hours of service for the years 2011, 2012 and 2013:



**Community Policing Hours:** (includes all crime Prevention programs and Community Events): The Auxiliary Constables continue to ensure that Community Events and Crime Prevention programs remain a priority. As of November 2013, the Auxiliary Constables volunteered 3,297 Community Policing Hours. The chart below compares the hours of community policing duties for the years 2011, 2012 and 2013:



**Auxiliary Constable Community Policing Activities for November 2013 included:**

Remembrance Day – provided traffic control for parade participants, and additional members marched in the RCMP Troop.

- Pedestrian Safety Initiative – provided targeted education around Canada Line stations
- DARE Program – delivered drug awareness and resistance program to grade 5 students
- Philippine Relief Walkathon – provided traffic and pedestrian control to ensure public safety during event.
- YVR Foot Patrols – assisting travellers and providing an enhanced police presence
- Property Crime Reduction programs – assisted Property Crime Unit with ongoing programs

**Additional Activities of Note in November 2013 Included:**

- 50<sup>th</sup> Anniversary of the Auxiliary Constable Program in BC – Members attended an “E” Division sponsored event at the Pacific Regional training Centre in Chilliwack to celebrate the contributions of Auxiliary Constables to their communities and the RCMP since 1963.
- Callout (Missing Person Search) – Members were called-out to assist in the search for a missing person with dementia. Within 60 minutes, 10 Auxiliary Constables were deployed in teams of two to assist in the search, which resulted in the missing person being located quickly. The Auxiliary Constables remained on-duty for several hours to assist with translation duties.
- Troop 5 (Training for new Auxiliary Constables) – All members of the new Troop have now successfully completed their mid-term exams through the Justice Institute of BC. The Troop has now completed over 100 hours of training, with 275 additional hours required before graduation which is scheduled for April 2014. After graduating, all new Auxiliary Constables will complete another 160 hours of on-duty field training with Senior Auxiliary Constables and Regular Members.

Auxiliary Constables also continue to provide assistance to regular members with Traffic and General Duty shifts, primarily on Friday and Saturday nights.

**Community Policing****Highlights**

On November 1, volunteers assisted Cst. James Simpson with his CAPRA (Clients, Acquiring/Analyse Information, Partners, Response, Assessment) Project – Jaywalking Campaign which consisted of the handing out of 800 brochures on jaywalking on No 3 Road and Westminster Highway.

On November 17 the City Centre Community Police Station had a table at the Brighthouse Library and handed out information on Lock Out Auto Crime and Cell Phone Thefts.

The Annual RCMP Volunteer Appreciation Dinner was on November 29 honouring the 228 RCMP volunteers who contributed 22,934 hours from September 30, 2012 to September 30, 2013.

**Block Watch**

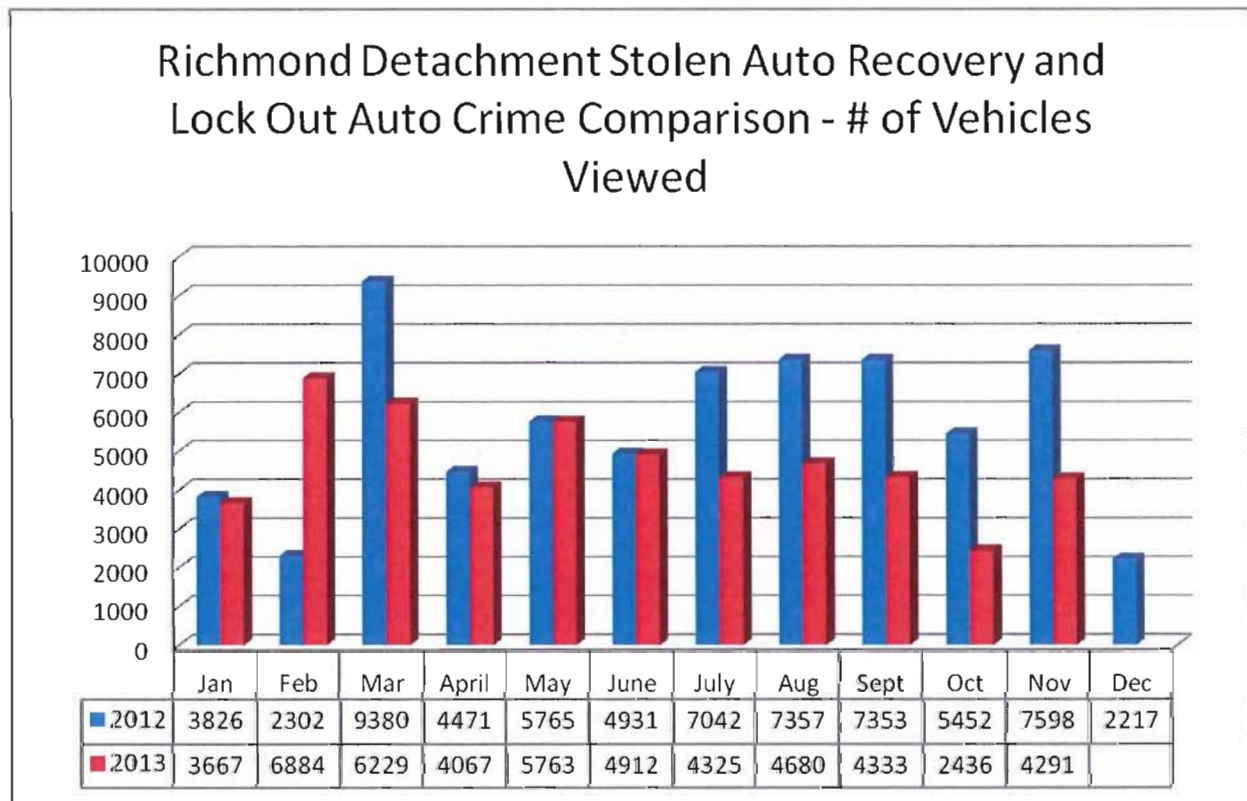
There were 239 letters sent to victims and their neighbours, to inform City residents that a residential break and enter had occurred in their neighbourhood, and encouraged residents to start a Block Watch group. Similarly, 10 Business Link letters were sent to Richmond businesses that experienced a break and enter during this period. Both residential and Business Link break and enter letters offer crime prevention tips; directs Richmond residents and business owners to the crime prevention web pages and to register for the email alerts.

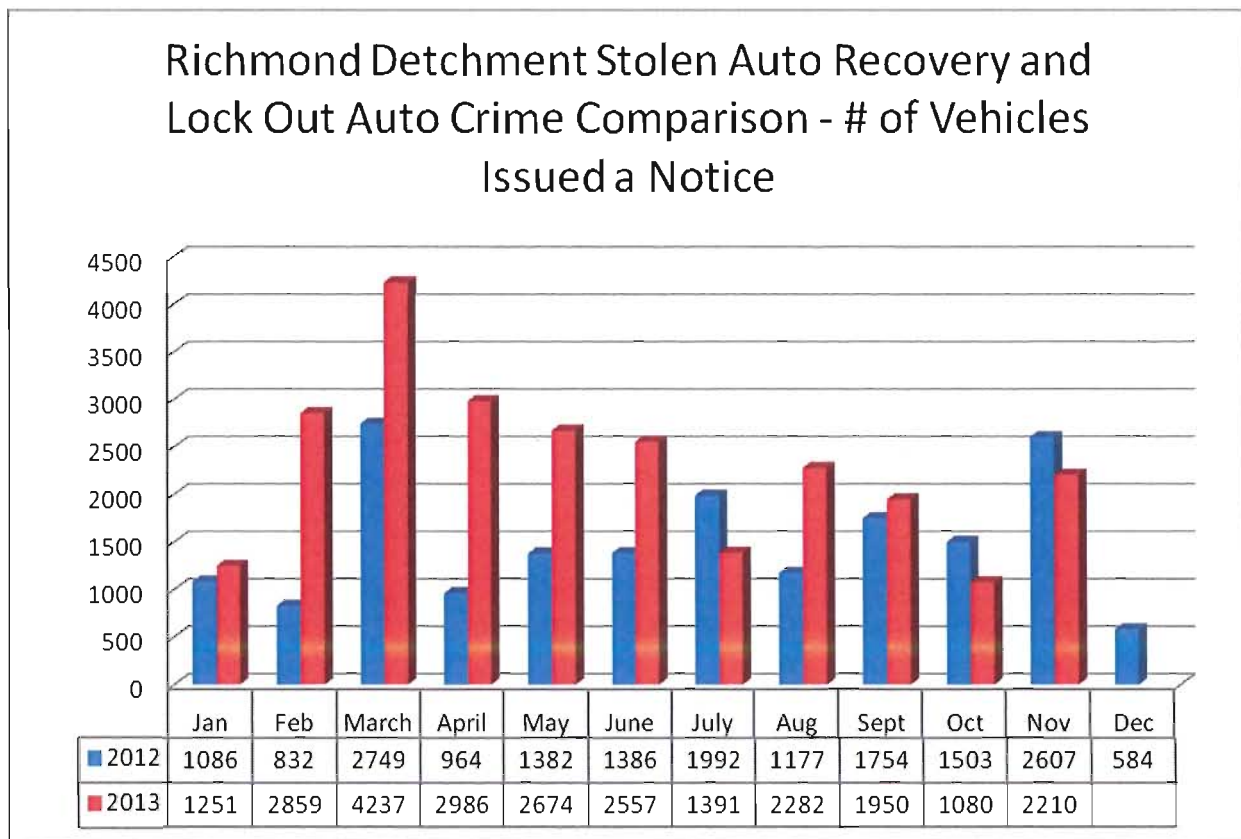
There were 54 residential and 10 business break and enter email alerts sent this period to registered Richmond residents and businesses respectively. These emails inform home and business owners that a break and enter has occurred, provides crime prevention information and directs residents and business owners to the crime prevention web pages.

**Community Police Stations**

The following charts identify the activities of the Community Police Stations for the month of November:

**Richmond Stolen Auto Recovery/Lock Out Auto Crime Notices**





Notices supplied by ICBC are issued by a community volunteer and left on every car in a local parking lot. The notice will have the Community Police Station name, crime prevention tips, location and date written on it as well as a list of questions that have been checked “yes” or “no”. For example:

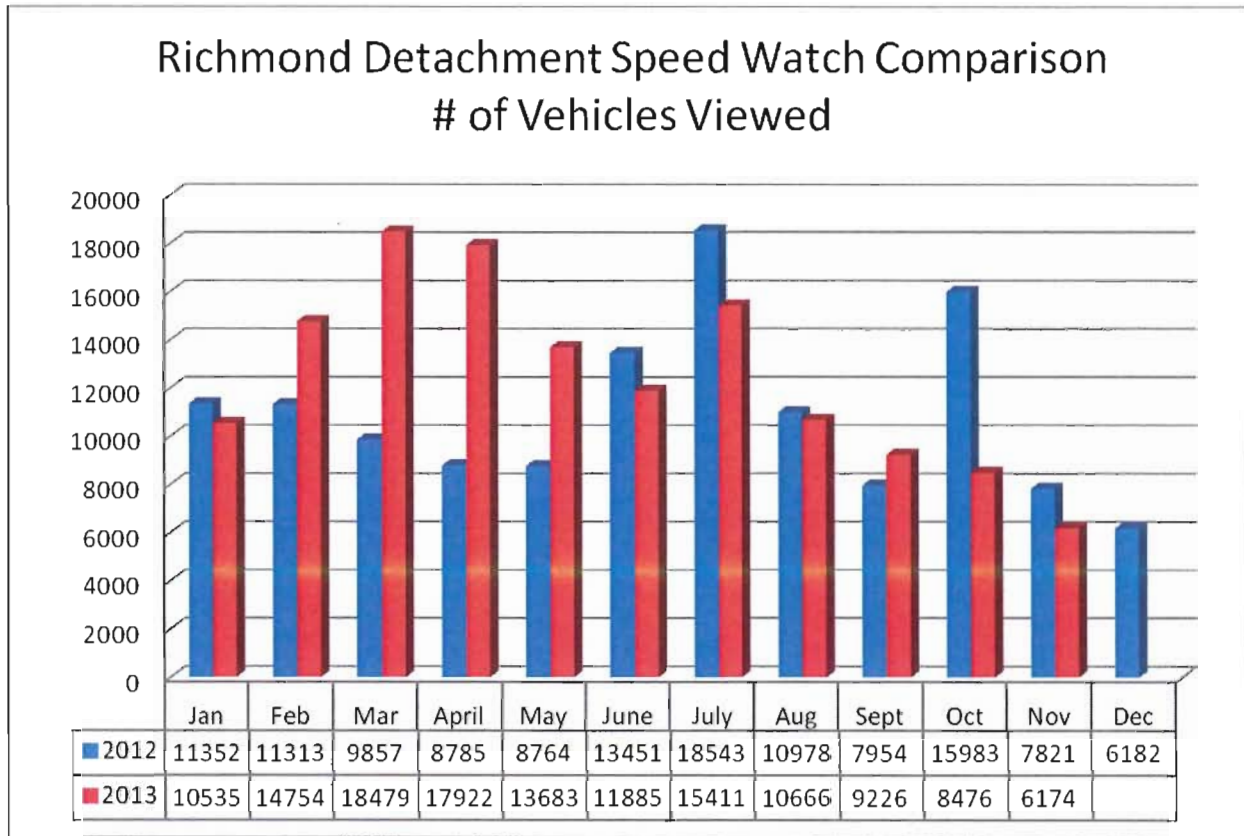
- Does the vehicle have an anti-theft device? (e.g.: an alarm, immobilizer or steering wheel lock)
- Are there any personal belongings in plain view?
- Is the vehicle locked?
- Have all suitable steps been taken to prevent auto crime?

#### **Richmond Detachment Speed Watch Statistics**

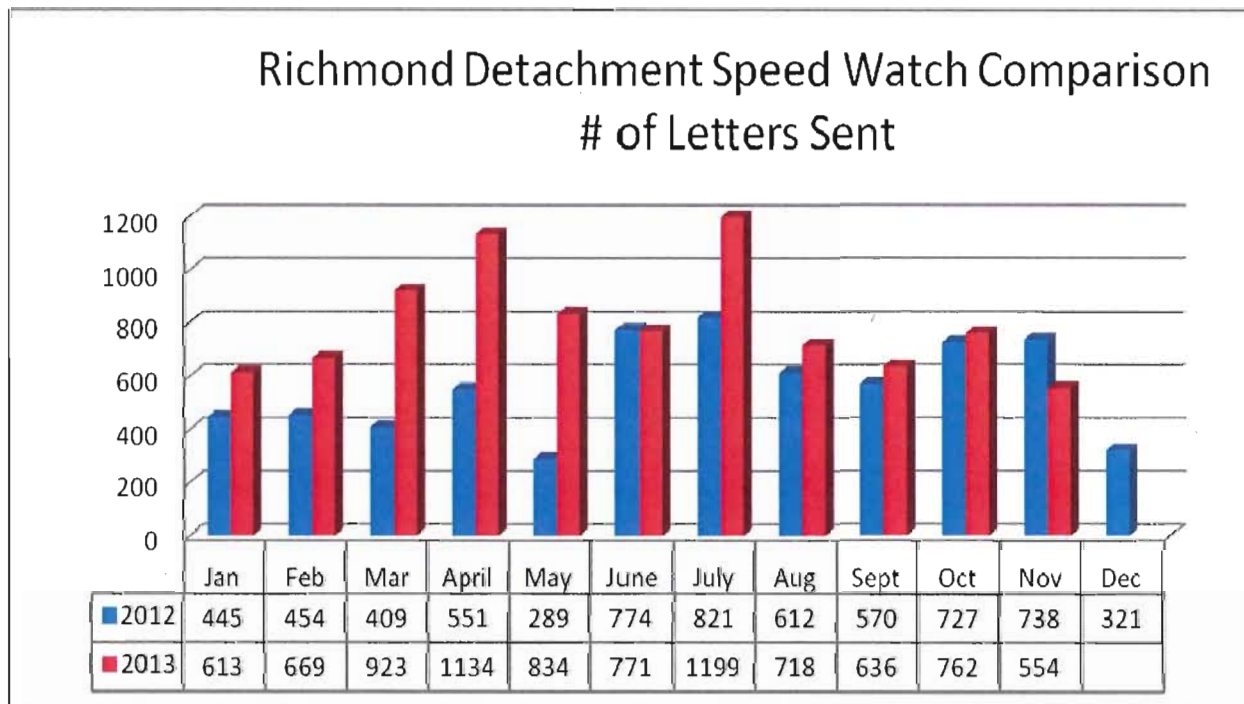
Speed Watch promotes safe driving habits by alerting drivers of their speed in school zones and on roadways. Trained volunteers are equipped with radar and a speed watch reader board that gives driver’s instant feedback regarding their speed. Once the volunteers record the licence plate number and the speed, a letter is sent to the registered owner of the driving infraction, including; date, time, location and what the penalties would be if the driver had received a violation ticket.



The following chart depicts the number of vehicles viewed by Speed Watch



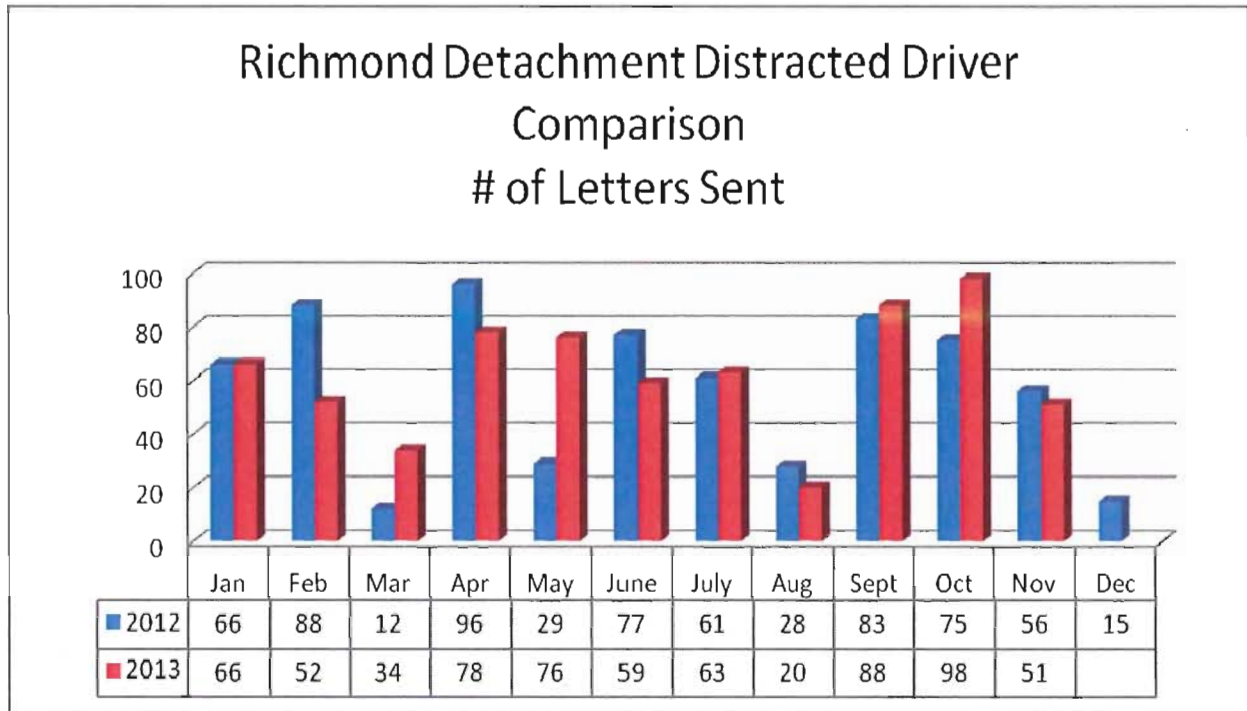
The following chart depicts the number of letters sent by Speed Watch





**Richmond Detachment Distracted Drivers Statistics**

While volunteers are out doing bike/foot patrols or on Speed Watch duty, they note drivers that are on their cell phones; talking or texting, using electronic devices, reading a newspaper or putting on makeup. The registered owner of the vehicle is then sent a letter with the date, time and location. Also included in the letter is the type of driving infraction and amount of the fine had the driver received a violation ticket.



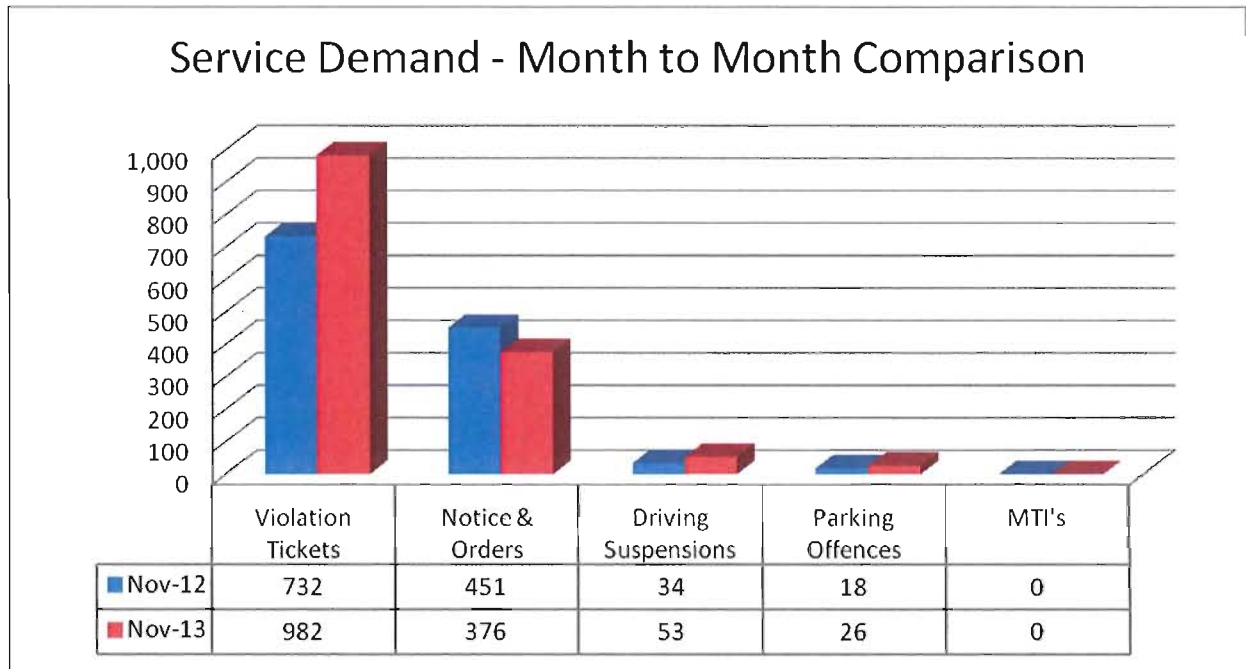
**Volunteer Bike and Foot Patrols**

For November, there were 5 bike patrols totalling 24 hours as well as 10 foot/van patrols totalling 48 hours. The volunteers had assisted the general public with directions and general questions, witnessed minor vehicle collisions and offered assistance, reminded jaywalkers to use the crosswalks, noted any distracted drivers and used palm pilots to run licence plates to see if any vehicles were stolen. They attended the local parks and schools making sure that everything is secure and look for possible grow ops and abandoned houses.

**Road Safety Unit**

**Road Safety Unit Service Demand – Month to Month Comparison**

The chart below compares the Road Safety Unit tickets categorized by type for the month of November 2012 and November 2013. In November, 2012 there were a total of 1,475 tickets compared to November, 2013 which had a total of 1,437 a decrease of 2.6%.



**Victim Services**

From November 1st – November 30, 2013, Richmond RCMP Victim Witness Services provided services to 42 new clients in addition to the active caseload of 144 ongoing files. Victim Services attended to 12 crime and trauma scenes over this time period. Medical related sudden deaths, family dysfunction, car accidents and mugging style robberies of youth victims dominated the majority of calls for service.

**Crime Statistics**

Crime Stats – see Appendix “A”  
 Crime Maps – see Appendix “B”

**Financial Impact**

There is no financial impact associated with this report.

**Conclusion**

The RCMP continues to ensure Richmond remains a safe and desirable community.

Lainie Goddard  
 Manager, RCMP Administration  
 (604-207-4767)



### NOVEMBER 2013 STATISTICS

This chart identifies the monthly totals for all founded Criminal Code offences, excluding Traffic Criminal Code. Based on Uniform Crime Reporting (UCR) scoring, there are three categories: (1) Violent Crime, (2) Property Crime, and (3) Other Criminal Code. Within each category, particular offences are highlighted in this chart. In addition, monthly totals for Controlled Drugs and Substances Act (CDSA) offences are included.

The Average Range data is based on activity in a single month over the past 5 years. If the current monthly total for an offence is above average, it will be noted in **red**, while below-average numbers will be noted in **blue**.

Year-to-Date percentage increases of more than 10% are marked in **red**, while decreases of more than 10% are **blue**. Please note that percentage changes are inflated in categories with small numbers (e.g.: Sexual Offences).

	CURRENT MONTH	5-YR AVERAGE	5-YR AVERAGE RANGE	YEAR-TO-DATE TOTALS			
	Nov-13	November		2012 YTD	2013 YTD	% Change	Change in # of Offences
<b>VIOLENT CRIME</b> (UCR 1000-Series Offences)	<b>131</b>	<b>134</b>	<b>113-154</b>	<b>1182</b>	<b>1208</b>	<b>2.2%</b>	<b>26</b>
<i>Robbery</i>	13	10	7-14	114	70	<b>-38.6%</b>	-44
<i>Assault</i>	<b>39</b>	51	42-59	429	442	<b>3.0%</b>	13
<i>Assault w/ Weapon</i>	15	10	5-15	124	117	<b>-5.6%</b>	-7
<i>Sexual Offences</i>	7	6	3-8	43	53	<b>23.3%</b>	10
<b>PROPERTY CRIME</b> (UCR 2000-Series Offences)	<b>681</b>	<b>688</b>	<b>557-819</b>	<b>7281</b>	<b>6637</b>	<b>-8.8%</b>	<b>-644</b>
<i>Business B&amp;E</i>	27	46	26-66	459	339	<b>-26.1%</b>	-120
<i>Residential B&amp;E</i>	49	66	46-86	578	662	<b>14.5%</b>	84
<i>MV Theft</i>	28	31	18-43	275	208	<b>-24.4%</b>	-67
<i>Theft From MV</i>	259	207	120-294	2037	1607	<b>-21.1%</b>	-430
<i>Theft</i>	115	104	81-127	1377	1186	<b>-13.9%</b>	-191
<i>Shoplifting</i>	54	54	47-62	667	782	<b>17.2%</b>	115
<i>Fraud</i>	39	41	33-48	442	469	<b>6.1%</b>	27
<b>OTHER CRIMINAL CODE</b> (UCR 3000-Series Offences)	<b>145</b>	<b>177</b>	<b>156-198</b>	<b>2146</b>	<b>2039</b>	<b>-5.0%</b>	<b>-107</b>
<i>Arson - Property</i>	5	7	5-10	35	44	<b>25.7%</b>	9
<b>SUBTOTAL</b> (UCR 1000- to 3000-Series)	<b>957</b>	<b>999</b>	<b>869-1129</b>	<b>10609</b>	<b>9884</b>	<b>-6.8%</b>	<b>-725</b>
<b>DRUGS</b> (UCR 4000-Series Offences)	<b>53</b>	<b>95</b>	<b>70-119</b>	<b>790</b>	<b>814</b>	<b>3.0%</b>	<b>24</b>

Prepared by Richmond RCMP.

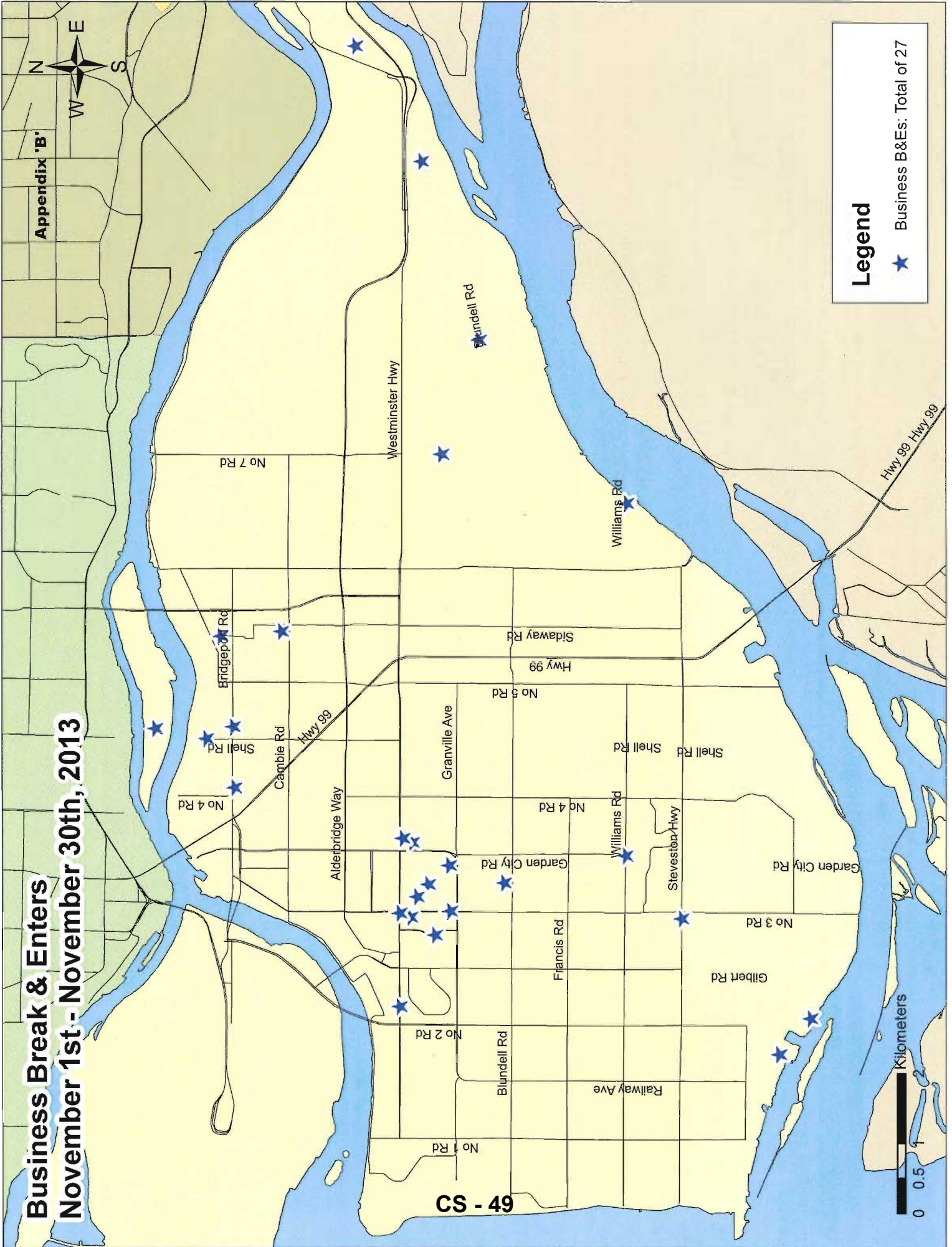
Data collected from PRIME on 2013-12-11. Published 2013-12-11.

This data is operational and subject to change. This document is not to be copied, reproduced, used in whole or part or disseminated to any other person or agency without the consent of the originator(s).



# Business Break & Enters November 1st - November 30th, 2013

Appendix 'B'



## Legend

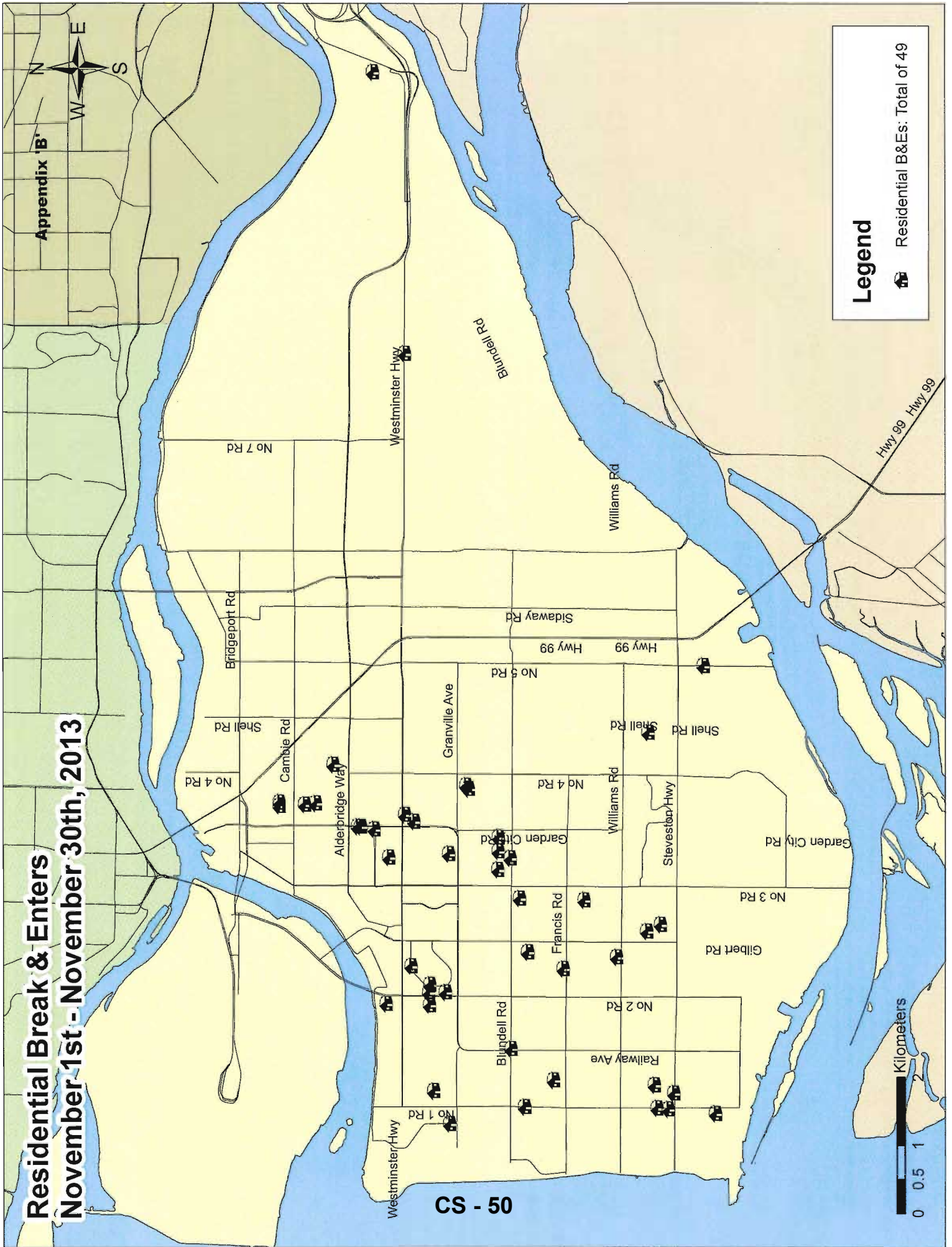
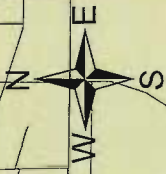
★ Business B&Es: Total of 27

0 0.5 1 Kilometers


CS - 49

# Residential Break & Enters November 1st - November 30th, 2013

Appendix B



## Legend

 Residential B&Es: Total of 49

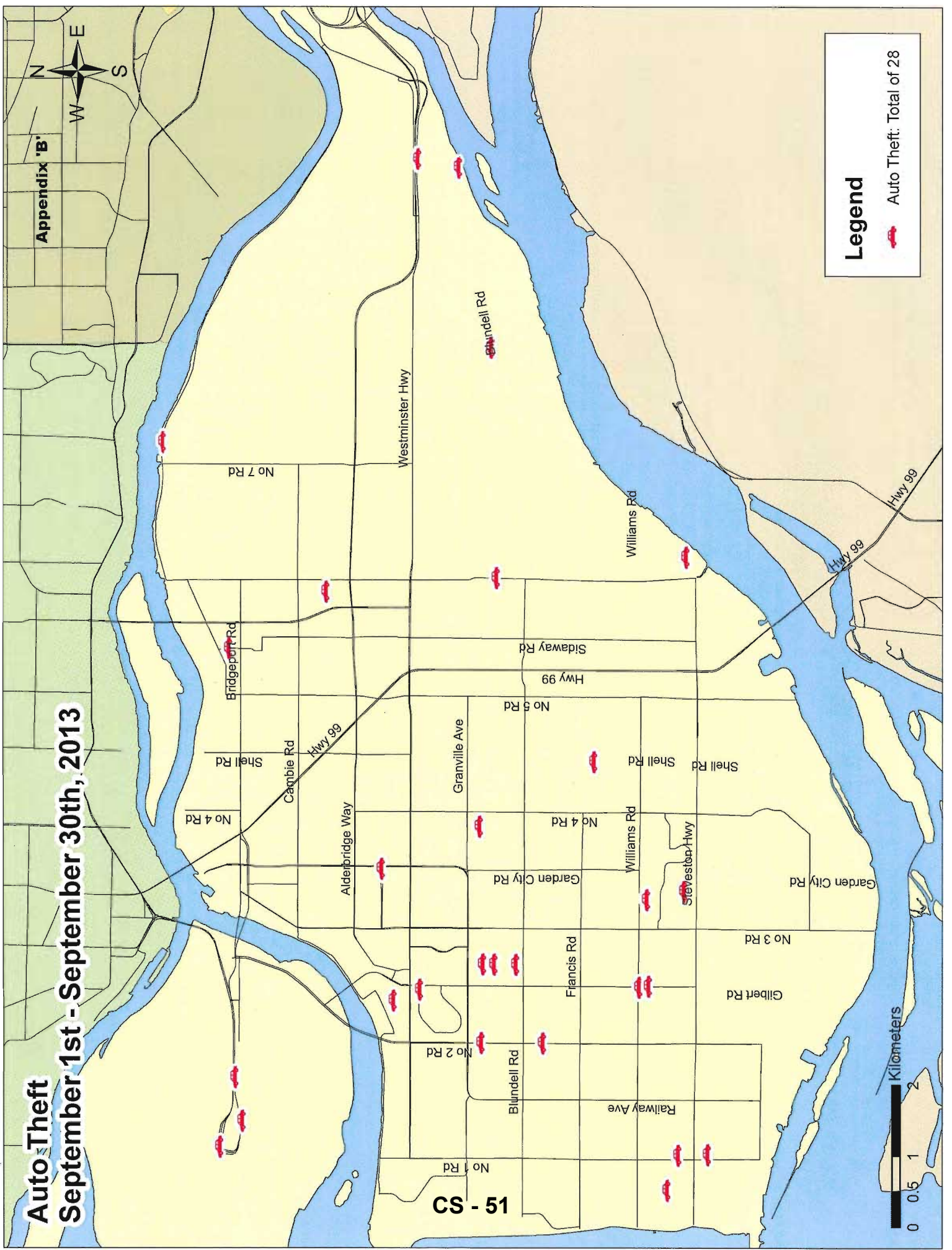
0 0.5 1 Kilometers



# Auto Theft September 1st - September 30th, 2013

Appendix 'B'

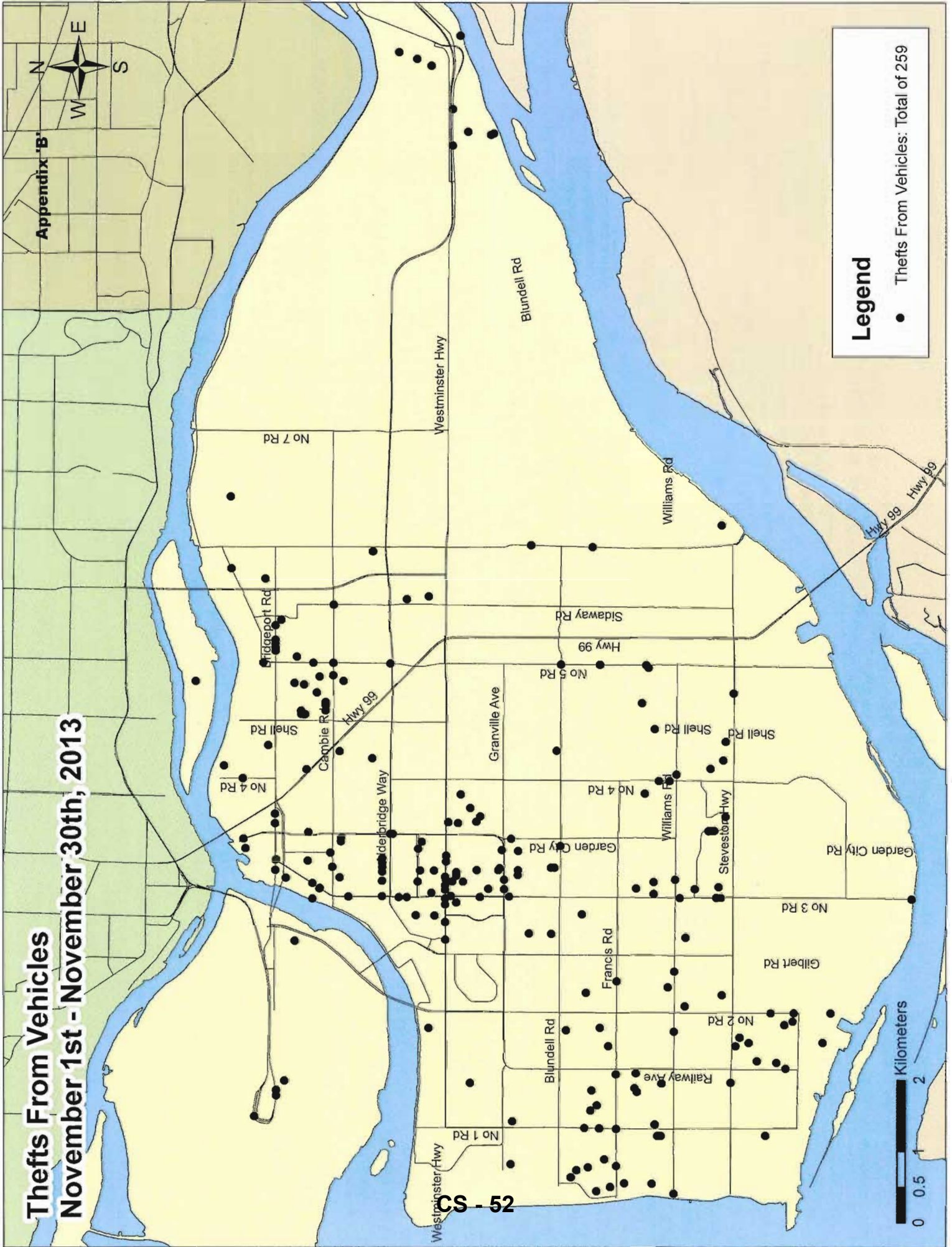
CS - 51





# Thefts From Vehicles November 1st - November 30th, 2013

Appendix 'B'



CS - 52

## Legend

- Thefts From Vehicles: Total of 259

0 0.5 1 2  
Kilometers