



To:	Community Safety Committee	Date:	April 18, 2026
From:	Dave Chauhan Chief Superintendent, Officer in Charge	File:	09-5030-01/2025-Vol 01
Re:	RCMP Monthly Activity Report – March 2026		

Staff Recommendation

That the report titled “RCMP Monthly Activity Report – March 2026”, dated April 18, 2026, from the Officer in Charge, be received for information.

Executive Summary

In March 2026, the Richmond RCMP undertook several high-profile enforcement and public safety initiatives, including distracted driving, impaired driving, human trafficking, and fraud prevention operations. Notable enforcement results included 120 distracted driving charges, 31 violation tickets from a large-scale impaired driving operation, and over 100 arrests from a joint human trafficking initiative. Police identified a concerning pattern of meat thefts that may indicate organized retail crime.

The property and violent crime rates in Richmond remained below the Lower Mainland District average. While many police statistics remained within expected ranges, serious assaults, robberies, and auto thefts were below average. Community safety efforts remained strong through Block Watch, volunteer-led traffic and crime-prevention deployments, fraud-awareness outreach, road-safety enforcement, victim services, and sustained school engagement by the Youth Section.

Staff Report

Origin

At the request of the Community Safety Committee, the Officer in Charge will keep Council informed on matters pertaining to policing in the Richmond community. This monthly activity report for the RCMP provides information on each of the following areas:

1. Activities and Noteworthy Files
2. Analysis of Police Statistics
3. Crime Trends Across Jurisdictions
4. Block Watch
5. Communications Unit
6. Community Police Station Programs
7. Crime Prevention Unit
8. Road Safety Unit
9. Victim Services
10. Youth Section

This report supports Council's Strategic Plan 2022-2026, Focus Area #3 A Safe and Prepared Community:

Community safety and preparedness through effective planning, strategic partnerships and proactive programs.

Analysis

Activities and Noteworthy Files

Distracted Driving Month

The Richmond RCMP launched Distracted Driving Month with a joint forces operation on March 5, 2026, resulting in 120 charges for using an electronic device while driving. The annual initiative is part of the provincial road-safety campaign led by the BC Association of Chiefs of Police. The campaign highlights the risks of distracted driving, which is the second-leading contributing factor in police-reported fatal crashes in the province, after speeding.

Impaired Driving Enforcement

On March 7, 2026, Richmond RCMP collaborated with partner agencies to conduct a large-scale impaired-driving enforcement operation, as part of the ongoing CounterAttack campaign. The operation focused on removing impaired drivers from roadways, while also promoting public awareness of the dangers of impaired driving. Police stopped more than 800 vehicles and issued 31 violation tickets.



Figure 1: Impaired Driving Enforcement

Human Trafficking

On March 12, 2026, the BC Counter Human Trafficking Unit and Richmond RCMP conducted a joint operation targeting individuals using online platforms to arrange transactions involving sexual services. During the one-day operation, undercover officers communicated with more than 100 individuals online. The initiative resulted in multiple arrests.

Meat Thefts

On March 20, 2026, the Richmond RCMP issued a media release advising of an increase in reported meat thefts from retail locations across the city. Between December 2025 and March 2026, Richmond RCMP received reports of 39 incidents of meat theft; the pattern and volume of thefts suggest potential organized activity. The incidents remain under investigation.

Analysis of Police Statistics¹

Arson

There were five reported arsons in March 2026, representing an increase of four incidents from the previous month. Year to date, arsons are up by four incidents compared to the same period in 2025. The number of arsons this month is within the average range.

Assault Serious (Assault with a Weapon)

There were nine serious assaults in March 2026, unchanged from the previous month. Year to date, serious assaults are down 23 per cent compared with the same period in 2025. The number of serious assaults this month is below the average range.

Forty-four per cent of serious assaults reported in March 2026 were domestic incidents.

¹ Unless otherwise noted, no patterns or trends have been identified in this month's statistics. In January 2026, statistics were re-collected for all crime categories, dating back to 2019. This was done to account for any changes to scoring or delayed reports and to ensure data is up-to-date and accurate. For this reason, there will be variations from previously reported statistics.

Auto Theft

There were 10 auto thefts in March 2026, representing a 43 per cent increase from the previous month. Year to date, auto thefts are down 35 per cent compared to the same period in 2025. The number of auto thefts this month is below the average range.

Mental Health

There were 203 mental health-related incidents in March 2026, representing a 15 per cent increase from the previous month. Year to date, the number of mental health-related incidents is down 19 per cent compared to the same period in 2025. The number of mental health-related incidents this month is within the average range.

There were 47 police apprehensions, and the average hospital wait time was 106 minutes; both statistics were within the expected ranges. Nine individuals were responsible for two or more calls in March, with one caller generating four incidents.

Residential Break and Enter

There were 20 break and enters to residences in March 2026, representing an 11 per cent increase from the previous month. Year to date, residential break and enters are down 17 per cent compared to the same period in 2025. The number of residential break and enters this month is within the average range.

Commercial Break and Enter

In March 2026, there were 22 break and enters to businesses, representing a four per cent decrease from the previous month. Year to date, commercial break and enters are up 10 per cent compared to the same period in 2025. The number of commercial break and enters this month is within the average range.

Robbery

There were no robberies reported in March 2026, representing a decrease of five incidents from the previous month. Year to date, robberies are down by three incidents compared to the same period in 2025. The number of robberies this month is below the average range.

Sexual Offences

There were 21 sexual offence files in March 2026, representing a 24 per cent increase from the previous month. Year to date, sexual offences are up 30 per cent compared to the same period in 2025. The number of sexual offences this month is within the average range.

Forty-three per cent of the offences reported in March 2026 were sexual assaults, and 24 per cent were indecent acts/exposing.

Shoplifting

There were 173 reported shoplifting thefts in March, representing a 16 per cent decrease from the previous month. Year to date, shoplifting thefts are up 51 per cent compared to the same period in 2025. The number of shoplifting thefts this month is within the average range.

Theft from Automobile

There were 75 thefts from automobiles in March 2026, representing a 19 percent increase over the previous month. Year to date, thefts from automobiles are down six per cent compared to the same period in 2025. The number of thefts from automobiles this month is within the average range.

Drugs

In March 2026, there were 33 drug offences, unchanged from the previous month. Year to date, drug offences are up 12 per cent compared to the same period in 2025. The number of drug incidents this month is within the average range.

Drug-Related "Social Disorder" Calls

Public complaints related to drug use fall under various call categories, including nuisance, cause disturbance, mischief, unwanted person, suspicious person, and check well-being. Table 1 presents the number of police calls for service related to a public complaint of suspected drug use.

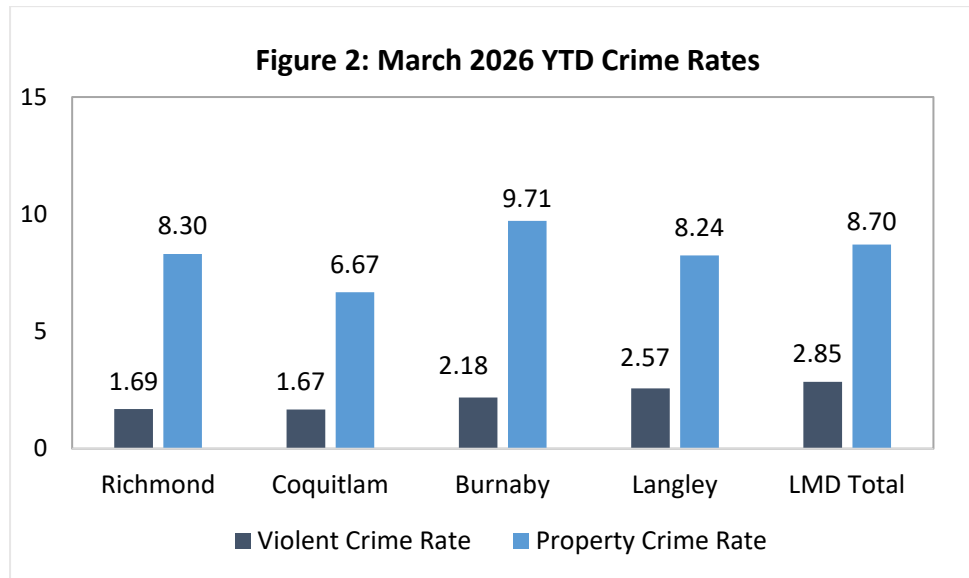
Table 1: Drug-Related Calls for Service

Month	Total Number of Calls – 2025	Total Number of Calls – 2026	Suspected	Confirmed
January	71	39	22	17
February	38	24	11	13
March	49	36	19	17
April	58			
May	57			
June	70			
July	40			
August	59			
September	57			
October	39			
November	52			
December	42			
Total	632	99	52	47

Confirmed incidents refer to files where direct observation of drug use or apparent signs of intoxication is noted. Most calls involved incidents where drug use was suspected, including reports of unwanted persons who were possibly under the influence of drugs or alcohol.

Crime Trends Across Jurisdictions

Figure 2 presents the March 2026 crime rates for the four largest municipalities in the Lower Mainland District (LMD), which the RCMP polices.² The property and violent crime rates in Richmond were below the LMD average.



Block Watch

At the end of March 2026, the Block Watch program had 298 groups, totalling 6,641 participants. Currently, the program includes 415 captains and co-captains. Staff delivered Block Watch training to two new groups on March 12 and 26.

Communications Unit

The Communications Unit provides public safety and crime-prevention messaging to enhance community awareness of policing-related issues. During March, the Communications Unit conducted the following:

- 11 media releases were issued, including one for the Fraud Prevention Month campaign. On March 4, 2026, the Richmond RCMP urged residents to stay alert due to ongoing fraud, as investigators continue to see a high number of impersonation-based scams in which fraudsters pose as officials, exploit urgency and fear, and pressure victims into transferring money or handing over cash.
- 41 social media posts were made on X, multiple posts on distracted driving, particularly following the re-opening of schools after Spring Break.
- On March 3, 2026, two Richmond RCMP officers appeared on OMNI News and discussed distraction thefts and the Youth Academy.

² Based on PRIME query by Richmond Crime Analysis Unit on April 2, 2026

Community Police Office Programs

Community police officers continue to enhance the Richmond Detachment's policing services by providing a range of crime-prevention resources and community safety initiatives. City staff and volunteers implement safety initiatives to raise awareness of crime-prevention programs, promote community engagement, and enhance police accessibility. These initiatives help reduce anxiety and fear related to crime. The program activities vary from month to month, reflecting weather conditions, seasonal initiatives and the availability of volunteers.

During March, volunteer highlights included:

- The deployment of one bike patrol, totalling eight hours, and two van patrols, totalling nine hours.
- A total of 21 Fail to Stop deployments took place, resulting in 914 information letters issued.
- There was one Speed Watch deployment, during which 61 information letters were issued.
- March 5 – Volunteers assisted officers from various police agencies with a Distracted Driving joint forces operation. During this full-day event, volunteers set up signs reminding drivers to leave their phones alone. They identified 92 distracted drivers and sent information letters to the registered vehicle owners. Covert volunteers also alerted police to drivers using their phones. A total of 6,307 vehicles passed through the deployment locations.
- March 7 – Crime Watch volunteers assisted police with a CounterAttack Roadblock, through which 1,109 vehicles passed. Volunteers also conducted patrols for suspicious activities, stolen vehicles and impaired drivers.
- March 10 – Volunteers assisted RCMP officers and City Bylaws with a Think of Me Deployment at James McKinney Elementary School. They distributed over 60 Think of Me cards. Volunteers set up Speed Watch and stop-sign monitoring on both sides of the school zone.
- March 11 – Volunteers assisted RCMP officers and City Bylaws with a Think of Me Deployment at Spul'u'Kwuks Elementary School. They distributed over 90 Think of Me cards. Police also spoke to parents who were making U-turns in front of the school.
- March 13 – Volunteers assisted RCMP officers with spotting and educating distracted drivers at No. 5 Road and Steveston Highway. A total of 2,721 vehicles were viewed for signs of distraction, and 21 information letters were issued.



Figure 3: Think of Me Campaign

Crime Prevention Unit

The Crime Prevention Unit reduces crime and enhances community engagement through public awareness and education initiatives. During March, the Crime Prevention Unit participated in various activities, including diversity and inclusion initiatives, road safety deployments and the following events:

- A total of 175 Place of Worship patrols were conducted.
- On March 12, 2026, RCMP officers provided a Fraud Awareness Workshop at Gilmore Gardens Retirement Residences. Information on fraud and distraction theft techniques was shared with 35 attendees.
- On March 29, 2026, RCMP officers participated in a fraud-prevention community outreach and engagement event at the T&T Supermarket at Lansdowne Mall. Pamphlets were distributed to over 800 patrons.



Figure 4: Fraud Prevention Outreach

Road Safety Unit

The Road Safety Unit makes Richmond’s roads safer through evidence-based traffic enforcement, investigations into serious vehicle collisions, and public education programs. A total of 1,156 violation tickets were issued in March. Figure 5 provides statistics for the top five infractions for which violation tickets were issued in March:

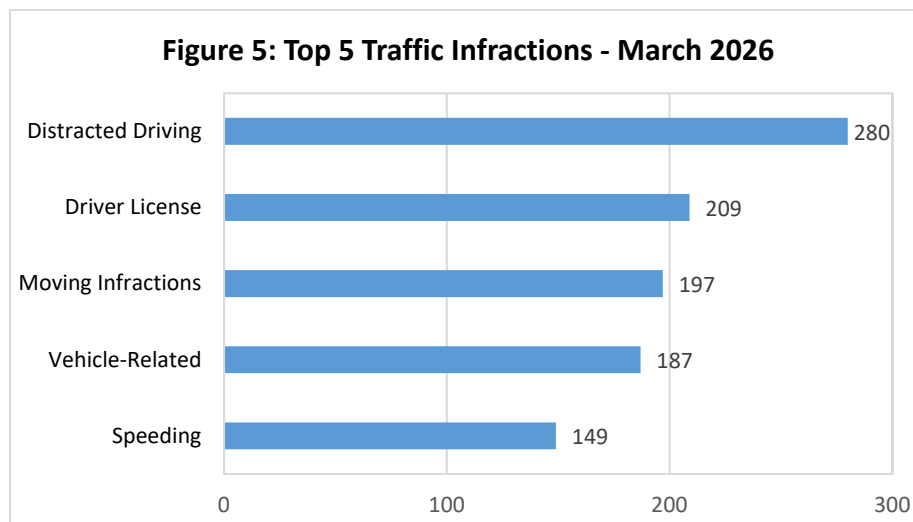


Table 2 presents the number of motor vehicle collisions involving injuries and fatalities reported between January 1, 2022, and March 31, 2026.

Table 2 – Motor Vehicle Collisions		
Year	Collisions with Non-Fatal Injuries	Fatalities
2022	406	1
2023	436	3
2024	455	2
2025	395	2
2026 (YTD) ³	138	2

Victim Services

In March 2026, Richmond RCMP Victim Services met with 66 new clients and attended six crime/trauma scenes after hours. The unit currently maintains an active caseload of 60 files. In March, Victim Services responded to several cases involving medical-related sudden deaths, cases of fraud, and serious vehicle collisions.

Youth Section

The Richmond RCMP Detachment's Youth Section focuses on strategies to promote safe and healthy behaviours essential to the development of productive, civic-minded adults. During March, Youth Section highlights included:

- RCMP officers in the Youth Section conducted 78 proactive school visits at secondary schools and 80 visits at elementary schools. Police officers engaged with students during recess, lunch and morning and afternoon supervision.
- DARE classes concluded for the second term of the 2025-2026 school year. A total of 491 students in 16 classes participated in the program.

Budgetary Implications

There are no budgetary implications associated with the contents of this report.

Conclusion

In March 2026, the Richmond RCMP conducted several notable crime reduction initiatives, including a fraud awareness campaign and a human trafficking operation. Police statistics for this month indicate that most crime types were within the average ranges, except for serious assaults, robberies, and auto thefts, which were below average.

In March, the Richmond RCMP and volunteers continued to promote crime prevention and road safety initiatives, including a distracted-driving awareness campaign. The Officer in Charge of the Richmond RCMP Detachment will continue to ensure that Richmond remains a safe and desirable community.

³ The last fatal collision occurred on March 14, 2026.

April 18, 2026

- 10 -

Respectively submitted,

Edward Warzel, RCMP

Report Contributors

This report was prepared by Edward Warzel, Director, Police Services and reviewed by Jim Wishlove, Fire Chief, Acting for Tony Capuccinello Iraci, General Manager, Law and Community Safety, and Clerk's Office.

Endorsed by Serena Lusk, CAO

Att. 1: Community Policing Programs
2: Crime Statistics
3: Crime Maps

Community Policing Programs Information

Block Watch

- Community-based crime prevention program aimed at helping neighbors organize themselves to prevent crime.
- Residents can receive email alerts of neighbourhood residential break and enters by registering their email addresses at: blockwatch@richmond.ca
- For more information, visit www.richmond.ca/safety/police/prevention/blockwatch.htm

Distracted Driving Program

- Trained volunteers monitor intersections and observe distracted drivers.
- A letter is sent to the registered owner of the offending vehicle with information on the safety risks associated to the observed behaviour and applicable fine amounts.
- For more information, visit www.richmond.ca/safety/police/prevention/programs.htm

Fail to Stop

- Trained volunteers monitor areas that have been referred to the program by local businesses or residents where drivers are not making a full stop at the stop sign, or running a red light.
- An information letter is sent to the registered owner of the vehicle advising them the date, time and location and applicable fine amounts if the driver received a violation ticket.

Lock Out Auto Crime

- Co-sponsored by the Insurance Corporation of BC (ICBC), volunteers patrol city streets and parking lots looking for automobile security vulnerabilities.
- Notices supplied by ICBC are issued to every vehicle inspected indicating to the owner what issues need to be addressed in order to keep the vehicle and contents secure.
- For more information, visit www.richmond.ca/safety/police/personal/vehicle.htm

Project 529

- This program allows riders to easily and securely register their bikes. This up-to-date database of bikes alerts its registrants if a fellow 529 bike is stolen.
- Project 529 is a unique, multi-national registry that holds a database of all registered and stolen bikes.

Speed Watch

- Co-sponsored by ICBC, promotes safe driving habits by alerting drivers of their speed.
- Trained volunteers are equipped with radar and a speed watch reader board that gives drivers instant feedback regarding their speed.
- Volunteers record the license plate number and the speed, and a letter is sent to the registered owner of the offending vehicle. The letter includes the date, time and location and applicable fine amounts if the driver received a violation ticket.

Spot the Target

- This initiative consists of frequently stolen items being placed in the volunteer van for participants to identify in order to enhance awareness of thefts from automobiles.

Stolen Auto Recovery

- Co-sponsored by ICBC, trained volunteers equipped with portable computers identify stolen vehicles.
- These volunteers recover hundreds of stolen vehicles each year throughout the Lower Mainland.

Volunteer Bike and Foot Patrol Program

- Trained volunteers patrol Richmond neighbourhoods reporting suspicious activities and providing a visible deterrent to crime and public order issues.

MARCH 2026 STATISTICS

RICHMOND RCMP

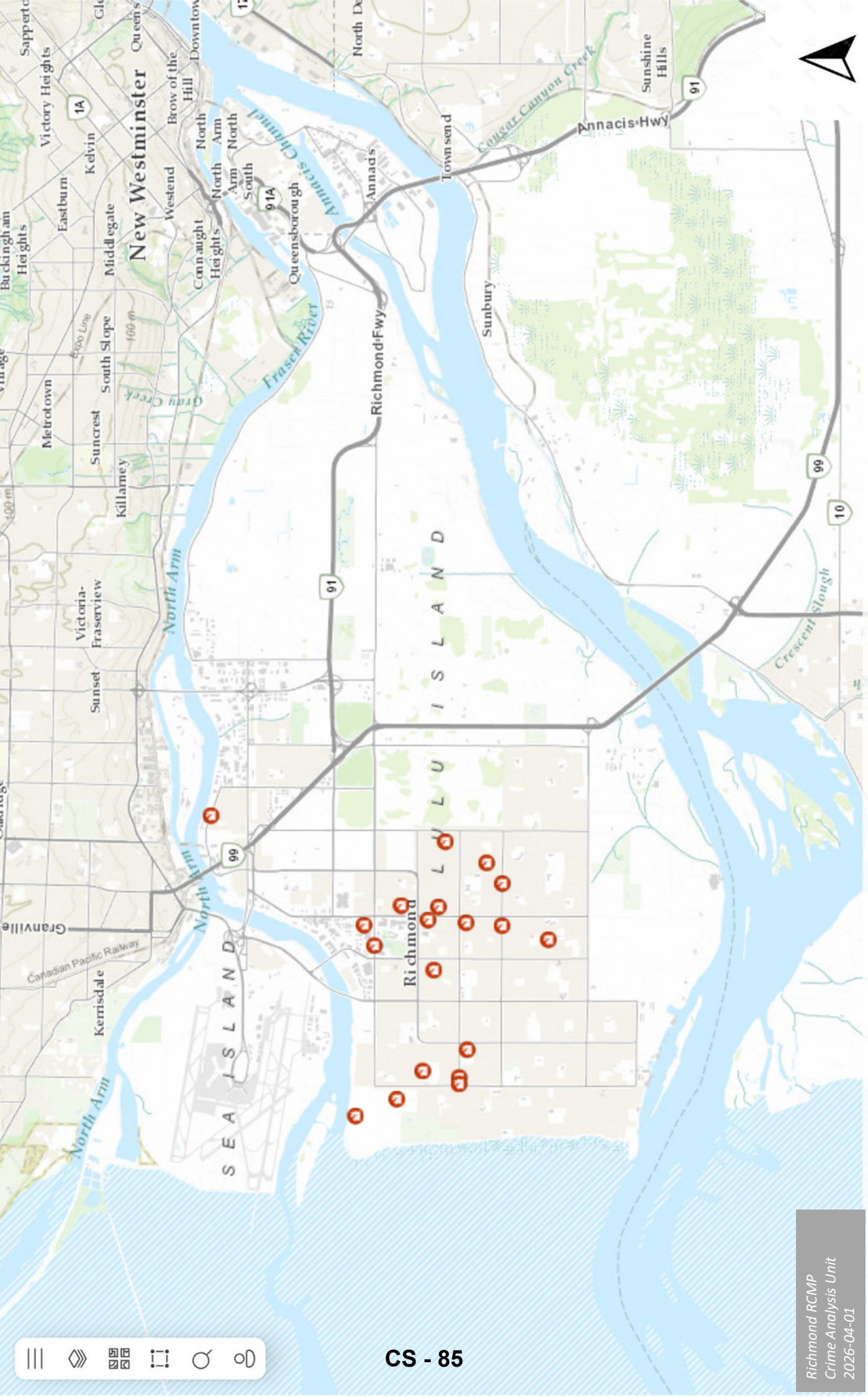
The following information is a limited list of select crime-type samples, which does not comprise the entirety or assortment of all crimes captured by the RCMP. The statistics in this chart should be considered independently of the analysis provided as the data is unrelated to the research provided earlier in this report.

This chart identifies the monthly totals for founded Criminal Code incidents, excluding traffic-related Criminal Code incidents. Based on Uniform Crime Reporting (UCR) scoring, there are three categories: (1) Violent Crime, (2) Property Crime, and (3) Other Criminal Code. Within each category, particular offence types are highlighted in this chart. In addition, monthly totals for Controlled Drugs and Substances Act (CDSA) incidents and MHA-related calls for service are included.

The 5 year average is based on activity within a single month over the past 5 years. If the current monthly total for an offence falls outside the 5 year range due to crime trends, patterns, or spikes, it will be noted in **red** if higher and **blue** if below.

March 2026 Statistics - Richmond RCMP								
Criminal Code Offences	Current Period	5 Year Avg	5 Year Min	5 Year Max	2025 YTD	2026 YTD	25/26 % Chg	25/26 Count Diff
OTHER CC OFFENCES	310	301.6	278	334	915	925	1%	10
PERSONS VIOLENT CRIME	147	154.1	142	174	520	390	-25%	-130
PROPERTY CRIME	665	627.1	601	684	1828	2015	10%	187
Total	1096	1,048.0	1017	1152	3155	3254	3%	99
Violent Crime Groups	Current Period	5 Year Avg	5 Year Min	5 Year Max	2025 YTD	2026 YTD	25/26 % Chg	25/26 Count Diff
ASSAULT COMMON	47	53.4	48	61	203	121	-40%	-82
SEX OFFENCES	21	18.2	14	21	44	57	30%	13
ASSAULT SERIOUS	9	20.0	15	24	47	36	-23%	-11
ROBBERY		4.9	5	11	12	9	-25%	-3
Property Crime Groups	Current Period	5 Year Avg	5 Year Min	5 Year Max	2025 YTD	2026 YTD	25/26 % Chg	25/26 Count Diff
AUTO THEFT	10	20.6	14	29	48	31	-35%	-17
BREAK & ENTER BUSINESS	22	25.9	16	48	60	66	10%	6
BREAK & ENTER RESIDENCE	20	22.0	20	30	64	53	-17%	-11
FRAUD	96	86.2	74	98	317	281	-11%	-36
SHOPLIFTING	173	113.1	81	190	372	561	51%	189
THEFT FROM AUTO	75	102.1	73	158	201	189	-6%	-12
THEFT-OTHER	121	108.0	69	119	380	417	10%	37
Other Criminal Code	Current Period	5 Year Avg	5 Year Min	5 Year Max	2025 YTD	2026 YTD	25/26 % Chg	25/26 Count Diff
ARSON	5	6.5	3	6	10	14	40%	4
CAUSE DISTURBANCE	202	207.4	179	228	651	613	-6%	-38
COLLISION	150	163.7	138	171	513	493	-4%	-20
All Series 4000 Offences	Current Period	5 Year Avg	5 Year Min	5 Year Max	2025 YTD	2026 YTD	25/26 % Chg	25/26 Count Diff
CDSA OFFENCES	33	38.0	20	91	84	94	12%	10
MHA	Current Period	5 Year Avg	5 Year Min	5 Year Max	2025 YTD	2026 YTD	25/26 % Chg	25/26 Count Diff
MHA	203	215.8	194	245	675	545	-19%	-130

Prepared by Richmond RCMP Crime Analysts. Data collected from PRIME on 2026-04-01. Published 2026-04-01. Data is operational and subject to change. This document is not to be copied, reproduced, used in whole or part or disseminated to any other person or agency without the consent of the originator(s).

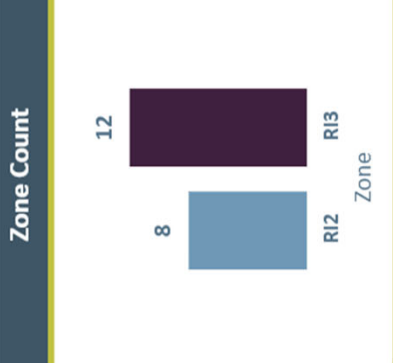


March

2026

Crime Type

- AUTO THEFT
- BREAK & ENTER BUSINESS
- BREAK & ENTER RESIDENCE
- THEFT FROM AUTO



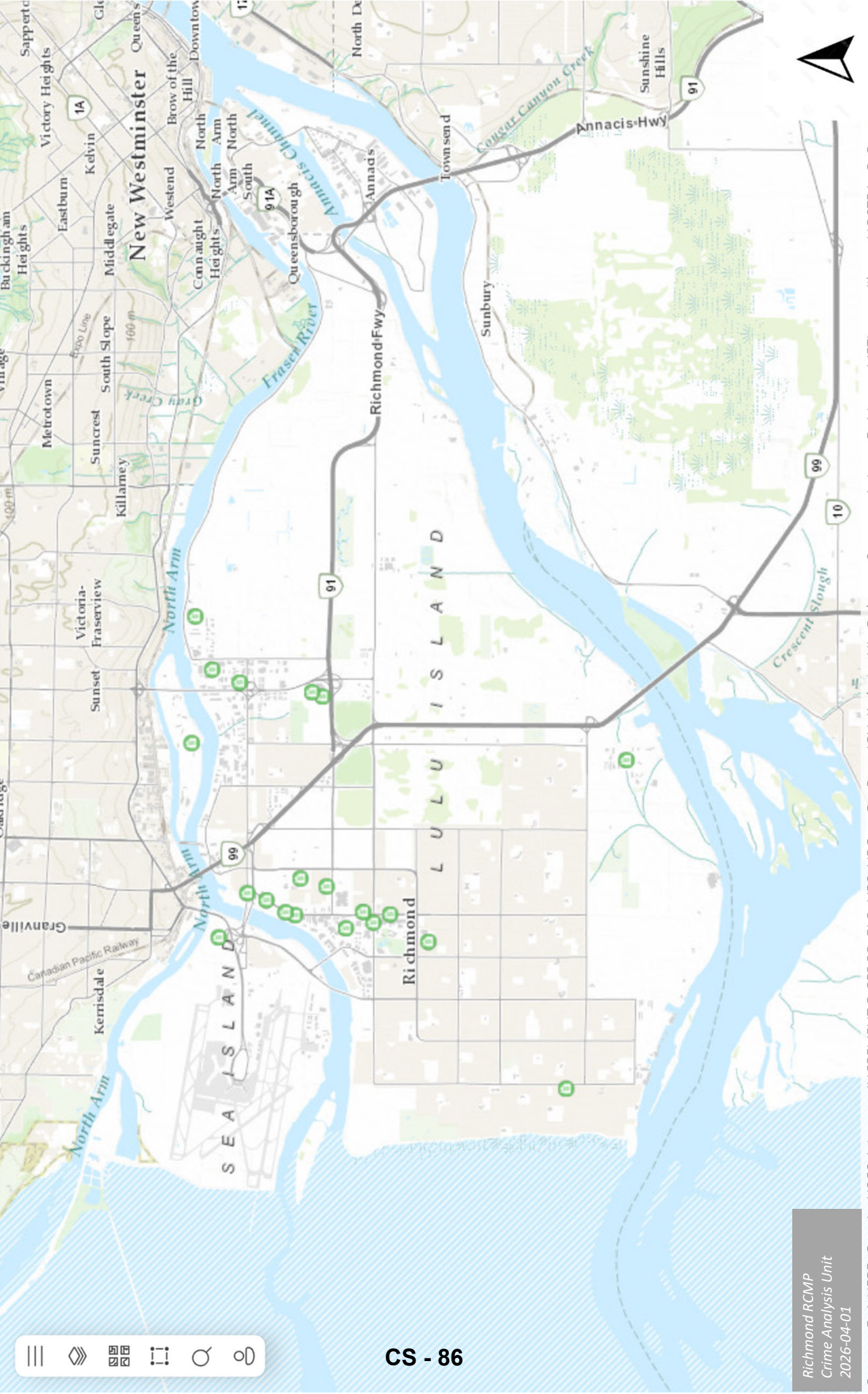
- THEFT FROM AUTO
- BREAK & ENTER BUSINESS
- BREAK & ENTER RESIDENCE
- AUTO THEFT



CS - 85

Richmond RCMP
 Crime Analysis Unit
 2026-04-01

Sources: Esri, HERE, Garmin, USGS, Intermap, INCREMENT P, GEBCO, FAO, NPS, NRCAN, GeoBase, IGN, Kadaster NL, Ordnance Survey, swisstopo, Esri Japan, METI, mapwithyou, NOSTRA, © O...



Richmond RCMP
 Crime Analysis Unit
 2026-04-01

Sources: Esri, HERE, Garmin, USGS, Intermap, INCREMENT P, GEBCO, FAO, NPS, NRCAN, GeoBase, IGN, Kadaster NL, Ordnance Survey, swisstopo, Esri Japan, METI, mapwithyou, NOSTRA, © ...

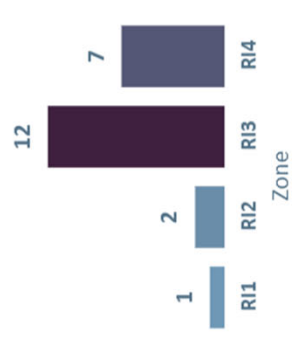
March

2026

Crime Type

- AUTO THEFT
- BREAK & ENTER BUSINESS
- BREAK & ENTER RESIDENCE
- THEFT FROM AUTO

Zone Count



- THEFT FROM AUTO
- BREAK & ENTER BUSINESS
- BREAK & ENTER RESIDENCE
- AUTO THEFT



March ▼

2026

Crime Type

- AUTO THEFT
- BREAK & ENTER BUSINESS
- BREAK & ENTER RESIDENCE
- THEFT FROM AUTO

Zone Count



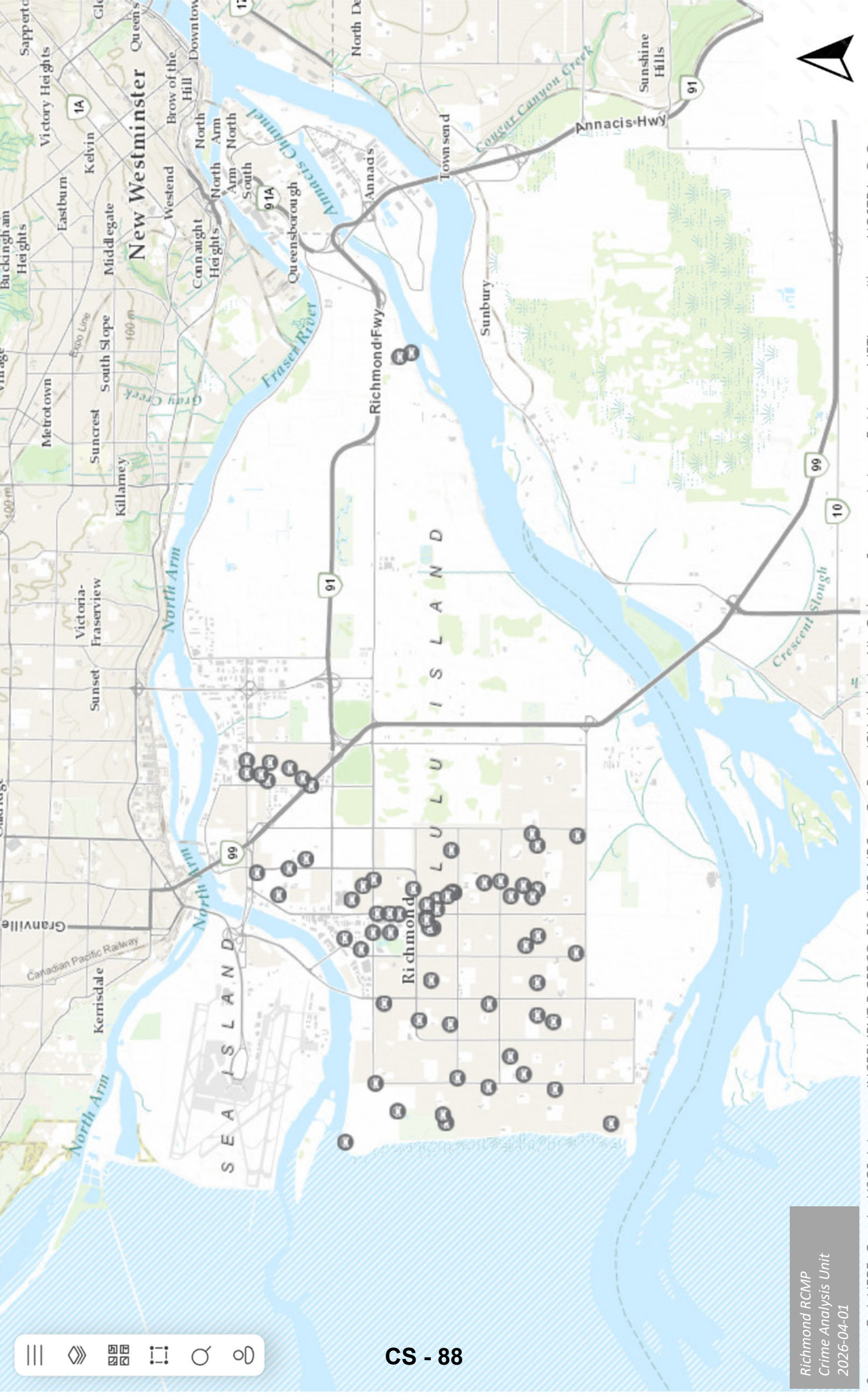
- THEFT FROM AUTO
- BREAK & ENTER BUSINESS
- BREAK & ENTER RESIDENCE
- AUTO THEFT



CS - 87

Richmond RCMP
 Crime Analysis Unit
 2026-04-01

Sources: Esri, HERE, Garmin, USGS, Intermap, INCREMENT P, GEBCO, FAO, NPS, NRCAN, GeoBase, IGN, Kadaster NL, Ordnance Survey, swisstopo, Esri, Japan, METI, mapwithyou, NOSTRA, © O...



Richmond RCMP
 Crime Analysis Unit
 2026-04-01

Sources: Esri, HERE, Garmin, USGS, Intermap, INCREMENT P, GEBCO, FAO, NPS, NRCAN, GeoBase, IGN, Kadaster NL, Ordnance Survey, swisstopo, Esri, Japan, METI, mapwithyou, NOSTRA, © O...

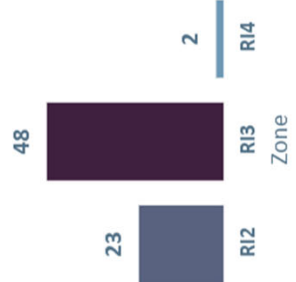
March

2026

Crime Type

- AUTO THEFT
- BREAK & ENTER BUSINESS
- BREAK & ENTER RESIDENCE
- THEFT FROM AUTO

Zone Count



- THEFT FROM AUTO
- BREAK & ENTER BUSINESS
- BREAK & ENTER RESIDENCE
- AUTO THEFT