



City of Richmond

Report to Committee

To: Community Safety Committee **Date:** September 13, 2024

From: Dave Chauhan **File:** 09-5000-01/2024-Vol
Chief Superintendent, Officer in Charge 01




Re: RCMP Monthly Activity Report – August 2024

Staff Recommendation

That the report titled “RCMP Monthly Activity Report – August 2024”, dated September 13, 2024, from the Officer in Charge, be received for information.

Dave Chauhan
Chief Superintendent, Officer in Charge
(604-278-1212)

Att. 3

REPORT CONCURRENCE	
CONCURRENCE OF GENERAL MANAGER 	
SENIOR STAFF REPORT REVIEW	INITIALS: 
APPROVED BY CAO 	

Staff Report

Origin

At the request of the Community Safety Committee, the Officer in Charge will keep Council informed on matters pertaining to policing in the Richmond community. This monthly activity report for the RCMP provides information on each of the following areas:

1. Activities and Noteworthy Files
2. Analysis of Police Statistics
3. Crime Trends Across Jurisdictions
4. Block Watch
5. Community Police Station Programs
6. Crime Prevention Unit
7. Road Safety Unit
8. Victim Services
9. Youth Section

This report supports Council's Strategic Plan 2022-2026 Focus Area #3 A Safe and Prepared Community:

Community safety and preparedness through effective planning, strategic partnerships and proactive programs.

Analysis

Activities and Noteworthy Files

Safe Boating and Impaired Driving Awareness

On August 10, 2024, the Richmond RCMP, in partnership with ICBC, conducted a joint initiative at the McDonald Boat Launch to increase awareness and enforcement of boating safety and impaired driving. This operation included media access to the RCMP Fraser Guardian.¹

Autism Decal Project

On August 16, 2024, the Richmond RCMP issued a media release announcing its participation in the Autism Decal Project, an initiative designed to



Figure 1: Fraser Guardian

¹ The Fraser Guardian was donated to the Richmond RCMP Detachment by the Department of Fisheries and Oceans in 2011. While marine patrols are a seasonal initiative, the vessel remains available year-round for calls for service and marine-related events.

foster better understanding and safer interactions between law enforcement and neurodiversity individuals. This project involves the distribution of decals that can be placed on vehicles and homes to indicate the presence of an autistic or neurodiversity person.

Unlicensed Ride-Hailing

On August 13, 2024, the Richmond RCMP issued a media release summarizing the results of a joint three-month operation targeting unlicensed ride-hailing operators in partnership with the Passenger Transportation Branch. These targeted enforcement operations resulted in charges against 29 drivers and over \$66,000.00 in fines.

Youth Academy

The Richmond RCMP held its third annual Youth Academy between August 19 and 24, 2024. The program, jointly coordinated with the Richmond School District, is aimed at students in grades 10 to 12 interested in policing. The 28 participants engaged in practical police-related scenarios and had the opportunity to speak with police officers from various specialized sections, including the Emergency Response Team.



Figure 2: Youth Academy

Increasing Fraud Awareness

On August 28, 2024, the Richmond RCMP issued a public warning concerning fraud as criminals continue to target residents with increasingly sophisticated scams. Given the global nature of these schemes, the RCMP has emphasized the importance of public awareness and education to prevent victimization and the critical role timely reporting plays in aiding investigations.

Analysis of Police Statistics

Arson

There were five reported arsons in August 2024, which is an increase of one incident from the previous month. No patterns or trends have been identified.²

Assault Serious (Assault with a Weapon)

There were 20 serious assault events in August 2024, representing no change from the previous month. Year to date, serious assaults are down 16 per cent compared to the same period in 2023.

² In January 2024, a new Uniform Crime Reporting Survey (UCR) code was introduced related to intentionally set fires that do not meet the *Criminal Code* definition of Arson. The introduction of this new UCR code currently prevents comparison to prior year arson counts. Staff will resume reporting trend comparison once sufficient statistically significant data is collected.

No patterns or trends have been identified. The number of serious assaults this month is within the average range.

The majority of incidents reported in August 2024 involved physical force. Forty-five per cent of serious assaults reported in August 2024 involved persons known to one another. The remainder involved strangers, including disputes between drivers, customers and staff.

Auto Theft

There were 24 auto thefts in August 2024, which is a 71 per cent increase from the previous month. Year to date, auto thefts are up six per cent compared to the same period in 2023. No patterns or trends have been identified. The number of auto thefts this month is above the average range.

Drugs

In August 2024, there were 23 drug offences, which is a five per cent increase from the previous month. Year to date, drug offences are down 56 per cent compared to the same period in 2023. No patterns or trends have been identified. The number of drug incidents this month is below the average range.

Mental Health

There were 261 mental health-related incidents in August 2024, representing a 19 per cent increase from the previous month. Year to date, mental health-related incidents are up one per cent compared to the same period in 2023. No patterns or trends have been identified. The number of mental health-related incidents this month is within the average range.

There were 74 police apprehensions this month, and the average hospital wait time was 129 minutes; these statistics are within the average range. Twenty-six individuals had two or more calls, with one caller generating 21 incidents.

Residential Break and Enter

There were 13 break and enters to residences in August 2024, representing a 63 per cent increase from the previous month. Year to date, residential break and enters are down 19 per cent compared to the same period in 2023. No patterns or trends have been identified. The number of residential break and enters this month is below the average range.

Commercial Break and Enter

In August 2024, there were 25 break and enters to businesses, which is a nine per cent increase from the previous month. Year to date, commercial break and enters are down 20 per cent compared to the same period in 2023. No patterns or trends have been identified. The number of residential break and enters this month is within the average range.

Robbery

There were seven robberies in August 2024, which is an increase of six incidents from the previous month. Year to date, robberies are up 14 per cent compared to the same period in 2023. No patterns or trends have been identified. The number of robberies this month is within the average range.

One robbery involved two suspects who used a knife to threaten a man and steal his necklace. Another incident involved an online marketplace theft. The incidents remain under investigation.

Sexual Offences

In August 2024, there were 26 sexual offence files, representing a 30 per cent increase from the previous month. Year to date, sexual offences are up four per cent compared to the same period in 2023. No patterns or trends have been identified. The number of sexual offences this month is above the average range.

Approximately 31 per cent of the offences reported in August 2024 were indecent acts/exposing, and 31 per cent were sexual assaults.

Shoplifting

There were 129 reported shoplifting thefts in August 2024, which is a 33 per cent increase from the previous month. Year to date, shoplifting thefts are up 39 per cent compared to the same period in 2023. No patterns or trends have been identified. The number of shoplifting thefts this month is above the average range.

The increase in shoplifting thefts in August has been partially attributed to a proactive, targeted operation on August 17, 2024, which resulted in seven arrests and the recovery of \$1,350 in merchandise.

Theft from Automobile

There were 69 thefts from automobiles in August 2024, which is a three per cent increase from the previous month. Year to date, thefts from automobiles are down 41 per cent compared to the same period in 2023. No patterns or trends have been identified. The number of thefts from automobiles this month is below the average range.

Hate Crimes and Incidents

Table 1 presents the number of hate crimes and hate incidents reported between January 1, 2020 and August 31, 2024.³ A “hate crime” refers to any criminal offence targeting an identifiable group. The criteria for an offence to be considered a hate crime, as per the *Criminal Code*, carries a higher threshold and usually involves one or more criminal offences. A “hate incident” may be motivated by the same factors as a hate crime but does not reach the threshold of being a

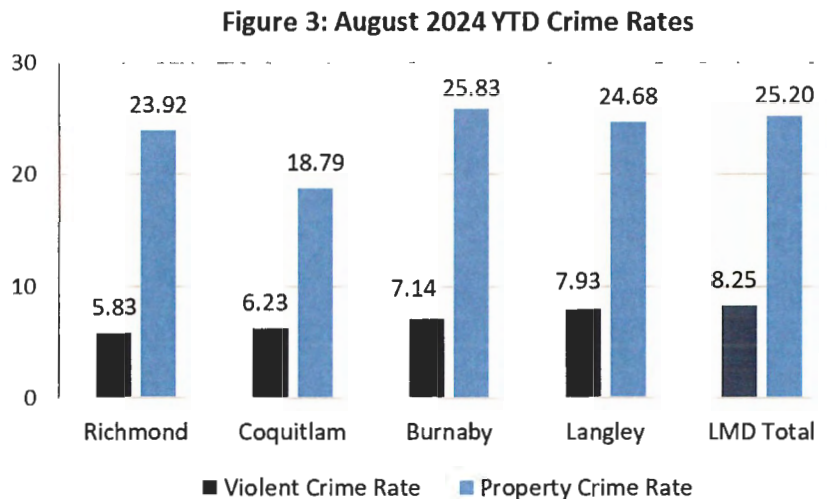
³ The BC Hate Crimes Unit uses the terms hate-motivated crime and hate-motivated incident.

criminal offence. There were three hate incidents reported in August 2024, which all involved racist or homophobic graffiti; one incident involved a referral to Fox 80.

Table 1 – Hate Crimes and Hate Incidents			
Year	Hate Crime Files	Hate Incident Files	Total
2020	21	13	34
2021	21	24	45
2022	8	26	34
2023	6	19	25
2024 (TYD)	0	8	8

Crime Trends Across Jurisdictions

Figure 3 presents data on crime rates for the four largest municipalities policed by the RCMP in the Lower Mainland District (LMD) for August 2024.⁴ The property and violent crime rates in Richmond were below the LMD average.



Block Watch

At the end of August 2024, the Block Watch program had 307 groups, totalling 7,561 participants. Currently, the program includes 428 captains and co-captains. A Block Watch Party was held at the Garret Neighbourhood Park on August 10, 2024.

⁴ Based on PRIME query by Richmond Crime Analysis Unit on September 4, 2024

Community Police Office Programs

Community police offices continue to enhance the Richmond Detachment's policing services by providing various crime prevention resources and community safety initiatives. City staff and volunteers pursue safety initiatives to improve crime prevention program awareness, community engagement and police accessibility. These initiatives help reduce anxiety and fear related to crime. The program activities vary from month to month, reflecting weather conditions, seasonal initiatives and the availability of volunteers.

During August, volunteer highlights included:

- The deployment of six bike patrols, totalling 59 hours and one foot/van patrol, totalling 10 hours.
- A total of nine Fail to Stop deployments took place, resulting in 322 information letters issued.
- There were 10 Lock Out Auto Crime deployments, resulting in 153 information letters issued.
- Speed Watch was conducted on 347 vehicles, resulting in 88 information letters issued.
- August 10 – In collaboration with ICBC, volunteers assisted RCMP officers with an impaired driving and safe boating outreach event at McDonald Beach Boat Launch. Volunteers engaged with attendees and promoted crime prevention programs.
- August 14 -Volunteers participated in the Project 529 information booth at the Minoru Centre for Active Living and registered 19 bicycles. They also provided information on crime prevention programs, including Block Watch.
- August 15 – Volunteers assisted RCMP officers with a car seat safety clinic.
- August 19 – Volunteers attended the Kids Back to School event, which featured community partners and outreach to at-risk and underprivileged children. Volunteers staffed a community engagement booth and distributed crime prevention materials.
- August 19 to 24 – Volunteers assisted Youth Section officers with the Youth Academy, organizing activities and acting out scenarios.
- August 24 and 25 – Volunteers assisted RCMP officers with the Maritime Festival, engaging with over 1,000 attendees and distributing crime prevention brochures. Volunteers also conducted bike patrols in the area.

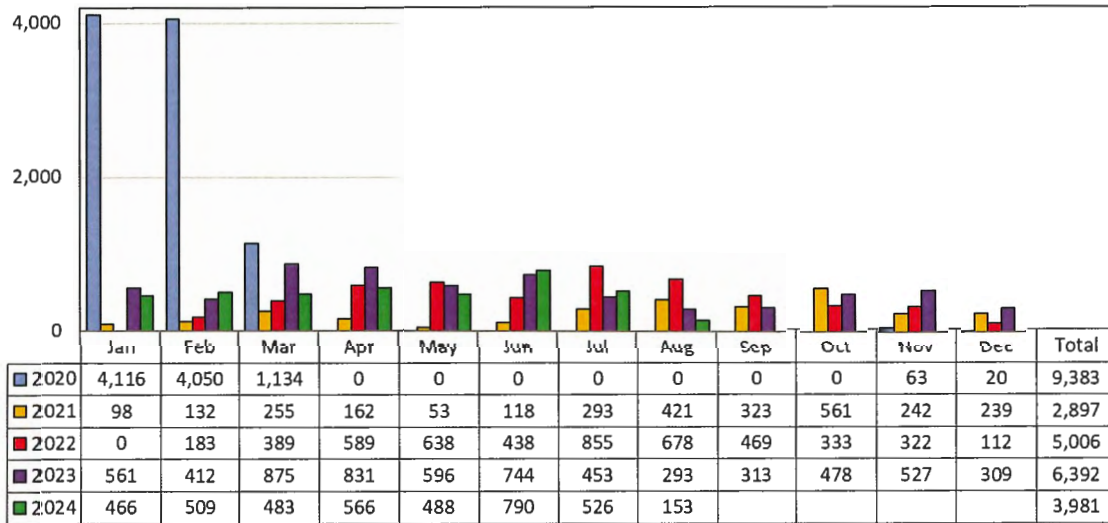


Figure 4: Car Seat Safety Clinic

Lock Out Auto Crime

Figure 5 provides a yearly comparison of the number of vehicle notices issued.⁵

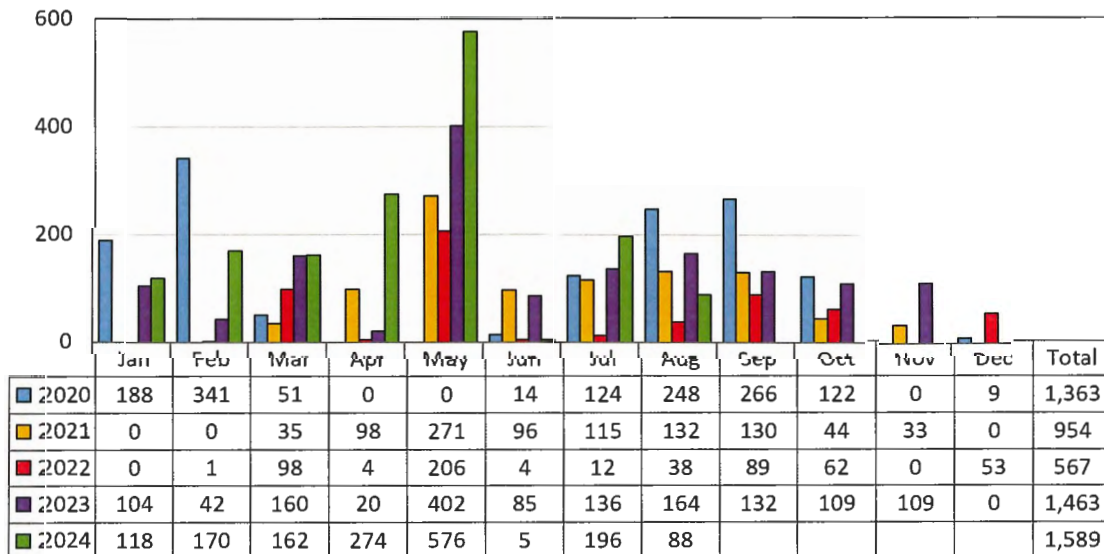
Figure 5: Lock Out Auto Crime Vehicles Issued a Notice



Speed Watch

Figure 6 compares the number of letters sent to registered vehicle owners yearly.

Figure 6: Speed Watch Letters Sent



⁵ Beginning in November 2020, Lock Out Auto Crime letters were issued in place of notices. Letters are only issued to vehicles displaying security vulnerabilities; whereas previously, notices were issued to all vehicles. This has resulted in a significant reduction in the number of letters issued.

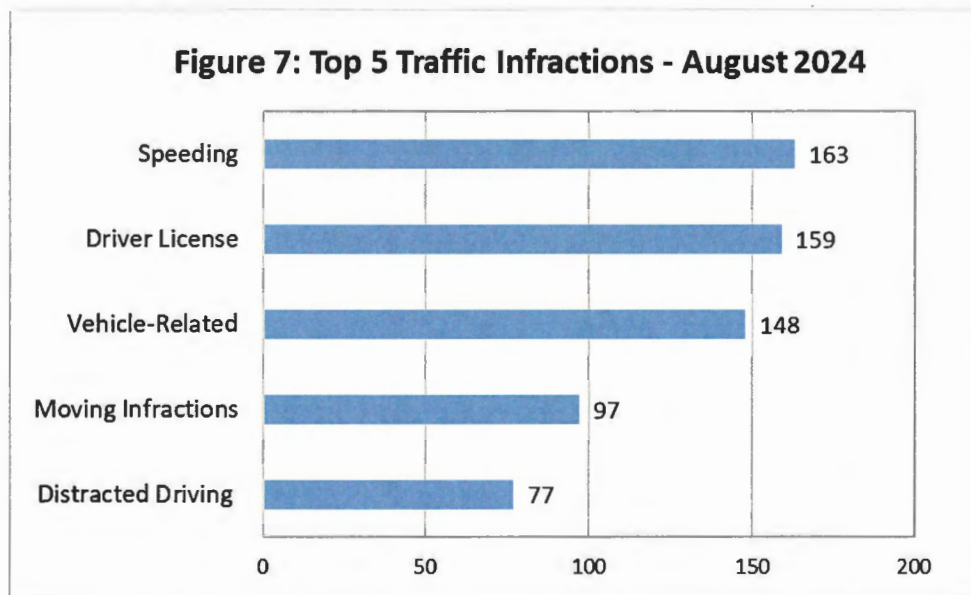
Crime Prevention Unit

The Crime Prevention Unit reduces crime and enhances community engagement through public awareness and education initiatives. During August, the Crime Prevention Unit participated in the following events/activities:

- Car Seat Safety Clinic
- Diversity and Inclusion Initiatives
- Place of Worship Patrols
- Project 529
- Richmond Maritime Festival
- Youth Academy

Road Safety Unit

The Road Safety Unit makes Richmond’s roads safer through evidence-based traffic enforcement, investigation of serious vehicle collisions and public education programs. A total of 731 violation tickets were issued in August 2024. Figure 7 provides statistics for the top five infractions for which violation tickets were issued in August:



Victim Services

In August 2024, Richmond RCMP Victim Services met with 54 new clients and attended five crime/trauma scenes after hours. The unit currently maintains an active caseload of 97 files. In August, Victim Services responded to several cases involving medical-related sudden deaths, frauds and mental health-related issues.

Youth Section

The Richmond RCMP Detachment's Youth Section focuses on strategies contributing to safe and healthy behaviours essential to developing productive and civic-minded adults. During August, Youth Section highlights included:

- Eight RCMP officers in the Youth Section led the Youth Academy from August 19 to 24, 2024.
- RCMP officers in the Youth Section attended multiple summer camps throughout the city and engaged with youth attendees. This included various camps held at the Thompson Community Centre.

Financial Impact

None.

Conclusion

In August 2024, the Richmond RCMP conducted several public awareness campaigns on safe boating, impaired driving, and fraud trends. Police statistics for this month indicate that most crime types were within the average ranges, except for auto thefts, sexual offences and shoplifting incidents, which were elevated. Residential break and enters, drug offences and thefts from vehicles were below average.

In August, the Community Engagement Team and volunteers continued to promote crime prevention and road safety initiatives, including a car seat safety clinic. The Officer in Charge of the Richmond RCMP Detachment will continue to ensure that Richmond remains a safe and desirable community.



Edward Warzel
Director, Police Services
(604-207-4767)

- Att. 1: Community Policing Programs
2: Crime Statistics
3: Crime Maps

Block Watch

- Community-based crime prevention program aimed at helping neighbors organize themselves to prevent crime.
- Residents can receive email alerts of neighbourhood residential break and enters by registering their email addresses at: blockwatch@richmond.ca
- For more information, visit www.richmond.ca/safety/police/prevention/blockwatch.htm

Distracted Driving Program

- Trained volunteers monitor intersections and observe distracted drivers.
- A letter is sent to the registered owner of the offending vehicle with information on the safety risks associated to the observed behaviour and applicable fine amounts.
- For more information, visit www.richmond.ca/safety/police/prevention/programs.htm

Fail to Stop

- Trained volunteers monitor areas that have been referred to the program by local businesses or residents where drivers are not making a full stop at the stop sign, or running a red light.
- An information letter is sent to the registered owner of the vehicle advising them the date, time and location and applicable fine amounts if the driver received a violation ticket.

Lock Out Auto Crime

- Co-sponsored by the Insurance Corporation of BC (ICBC), volunteers patrol city streets and parking lots looking for automobile security vulnerabilities.
- Notices supplied by ICBC are issued to every vehicle inspected indicating to the owner what issues need to be addressed in order to keep the vehicle and contents secure.
- For more information, visit www.richmond.ca/safety/police/personal/vehicle.htm

Project 529

- This program allows riders to easily and securely register their bikes. This up-to-date database of bikes alerts its registrants if a fellow 529 bike is stolen.
- Project 529 is a unique, multi-national registry that holds a database of all registered and stolen bikes.

Speed Watch

- Co-sponsored by ICBC, promotes safe driving habits by alerting drivers of their speed.
- Trained volunteers are equipped with radar and a speed watch reader board that gives drivers instant feedback regarding their speed.
- Volunteers record the license plate number and the speed, and a letter is sent to the registered owner of the offending vehicle. The letter includes the date, time and location and applicable fine amounts if the driver received a violation ticket.

Spot the Target


- This initiative consists of frequently stolen items being placed in the volunteer van for participants to identify in order to enhance awareness of thefts from automobiles.

Stolen Auto Recovery

- Co-sponsored by ICBC, trained volunteers equipped with portable computers identify stolen vehicles.
- These volunteers recover hundreds of stolen vehicles each year throughout the Lower Mainland.

Volunteer Bike and Foot Patrol Program

- Trained volunteers patrol Richmond neighbourhoods reporting suspicious activities and providing a visible deterrent to crime and public order issues.



AUGUST 2024 STATISTICS

RICHMOND RCMP

The following information is a limited list of select crime-type samples, which does not comprise the entirety or assortment of all crimes captured by the RCMP. The statistics in this chart should be considered independently of the analysis provided as the data is unrelated to the research provided earlier in this report.

This chart identifies the monthly totals for founded Criminal Code incidents, excluding traffic-related Criminal Code incidents. Based on Uniform Crime Reporting (UCR) scoring, there are three categories: (1) Violent Crime, (2) Property Crime, and (3) Other Criminal Code. Within each category, particular offence types are highlighted in this chart. In addition, monthly totals for Controlled Drugs and Substances Act (CDSA) incidents and MHA-related calls for service are included. Individual UCR codes are indicated below the specific crime type.

The 5 year average is based on activity within a single month over the past 5 years. If the current monthly total for an offence falls outside the the 5 year range (using one standard deviation) due to crime trends, patterns, or spikes, it will be noted in **red** if higher and **blue** if below. If the current monthly total for an offence is above the 5 year range due to primarily non-operational reasons such as the new UCR

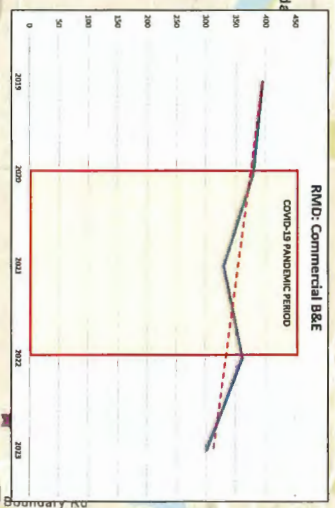
	Month	5-Yr Avg	5-Yr Range	Year to Date Totals			
	Aug - 24	August		2023	2024	% Change	# Change
VIOLENT CRIME (UCR 1000-Series Offences)	150	147.6	129-166	1241	1259	1%	18
Robbery	7	6.0	4-8	36	41	14%	5
Assault Common	47	54.8	48-62	395	414	5%	19
Assault Serious	20	15.4	9-22	169	142	-16%	-27
Sexual Offences	26	19.2	17-22	161	167	4%	6
PROPERTY CRIME (UCR 2000-Series Offences)	652	610.4	577-644	5194	5026	-3%	-168
Business B&E	25	30.0	21-39	204	163	-20%	-41
Residential B&E	13	27.6	18-37	191	155	-19%	-36
Auto Theft	24	17.8	15-20	174	184	6%	10
Theft from Auto	69	130.8	97-164	990	588	-41%	-402
Theft	119	90.4	60-121	944	882	-7%	-62
Shoplifting	129	78.2	62-94	798	1107	39%	309
Fraud	104	71.0	62-80	642	785	22%	143
OTHER CRIMINAL CODE (UCR 3000-Series Offences)	318	279.8	243-317	2164	2348	9%	184
Arson	5	n/c	n/c	n/c	49	n/c	n/c
SUBTOTAL CC OFFENCES (UCR 1000 to 3000 Series)	1120	1037.8	991-1084	8603	8701	1%	98
DRUGS (UCR 4000-Series Offences)	23	48.4	34-62	384	170	-56%	-214
MHA RELATED CALLS (MHA files or Mental Health flag)	261	252.4	233-272	1911	1926	1%	15

Prepared by Richmond RCMP CAU. Data collected from PRIME on 2024-09-03. Published 2024-09-03. Data subject to change. This document is not to be copied, reproduced, used in whole or part or disseminated to any other person or agency without the consent of the originator(s).

Commercial Break & Enter August 2024

CS - 83

Richmond RCMP
Crime Analysis Unit
2024-09-03



Commercial B&E
N=25 (2 locations with 2 incidents each)



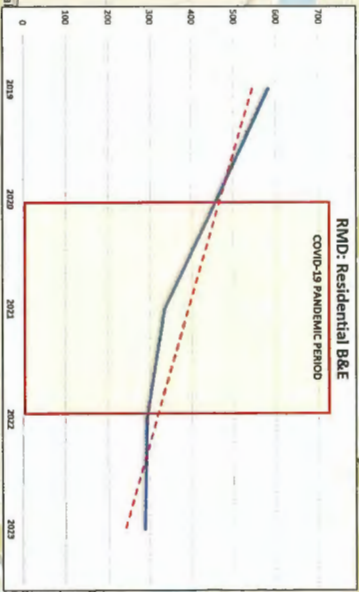
Residential Break & Enter August 2024

CS - 84

Richmond RCMP
Crime Analysis Unit
2024-09-03



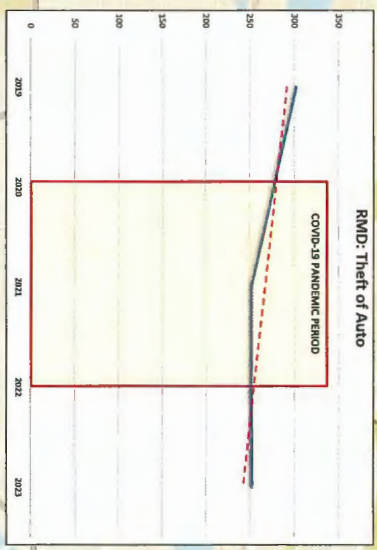
Residential Break & Enter N=13



Auto Theft August 2024

CS - 85

Richmond RCMP
Crime Analysis Unit
2024-09-03



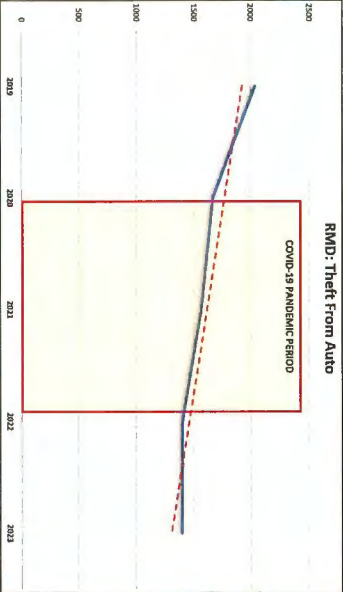
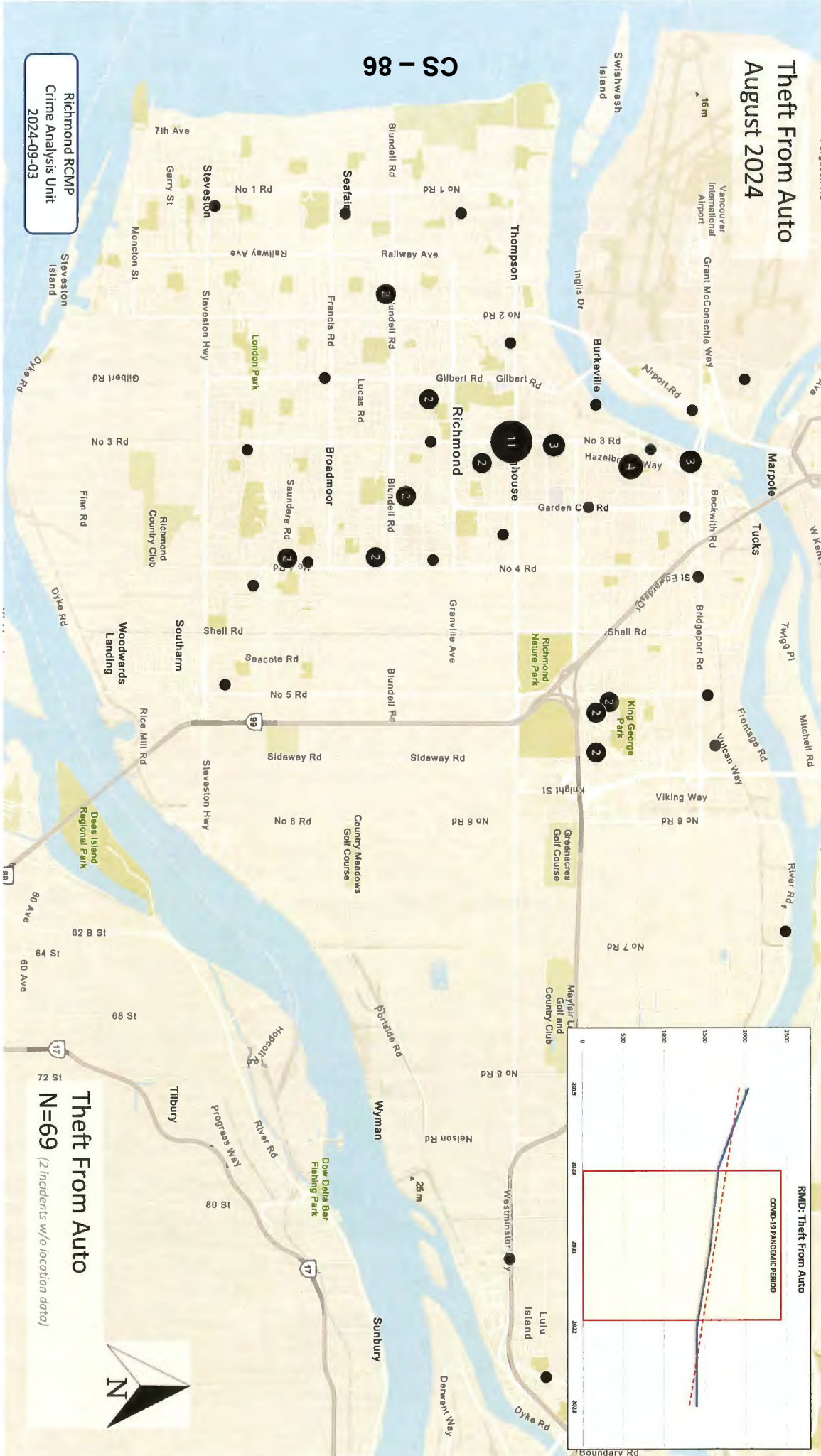
Auto Theft
N=24 (1 incident w/o location data)



Theft From Auto August 2024

CS - 86

Richmond RCMP
Crime Analysis Unit
2024-09-03



Theft From Auto
N=69 (2 incidents w/o location data)

