



# City of Richmond

## Report to Committee

---

**To:** Community Safety Committee **Date:** Sept 1, 2013  
**From:** Rendall Nessel **File:** 09-5000-01/2013-Vol 01  
Officer In Charge, Richmond RCMP Detachment (13.17)  
**Re:** **RCMP's Monthly Report – June 2013 Activities**

---

### Staff Recommendation

That the report titled "RCMP's Monthly Report – June 2013 Activities" (dated Sept 1, 2013, from the Officer In Charge, RCMP) be received for information.

(Rendall Nessel) Superintendent  
Officer In Charge, Richmond RCMP Detachment  
(604-278-1212)

Att: 1

REPORT CONCURRENCE	
CONCURRENCE OF GENERAL MANAGER 	
REVIEWED BY DIRECTORS	INITIALS: DW
REVIEWED BY CAO	INITIALS: 

## Staff Report

### Origin

At the request of the Community Safety Committee, the Officer in Charge will keep Council informed on matters pertaining to policing in the community of Richmond.

*Council Term Goals for 2011-2014 identify the desire to ensure Richmond remains a safe and desirable community to live, work and play in, through the delivery of effective public safety services that are targeted to the City's specific needs and priorities.*

### Analysis

Below is the RCMP's Monthly Report regarding June 2013 activities.

### Noteworthy Files and Activities:

#### **BC Gun Amnesty Coming to a Close**

This year's BC Gun Amnesty Program came to a close on June 30. All police forces across BC took part in the amnesty, which provides a safe and easy way for people to dispose of unwanted weapons while ensuring that they don't fall into the wrong hands or hurt somebody in an accident. Residents of BC who possess weapons that have not been used in a criminal offence have the opportunity to turn in guns and ammunition to their local police force without being charged criminally. Firearms owners were asked to not transport these weapons themselves but to phone the local police on the non-emergency line.

During the month of June, Richmond Detachment received 17 handguns, 9 shotguns, 21 rifles for a total of 47 firearms. There were 2 wooden boxes weighing 37 kg and 55 kg filled with ammunition that was also received over this period.

#### **Dare Grad at Manoah Steves Elementary**

Grade 5 students at Manoah Steves Elementary School received certificates from the Richmond RCMP on June 20 after successfully graduating from the Drug Abuse Resistance Education Program (DARE).

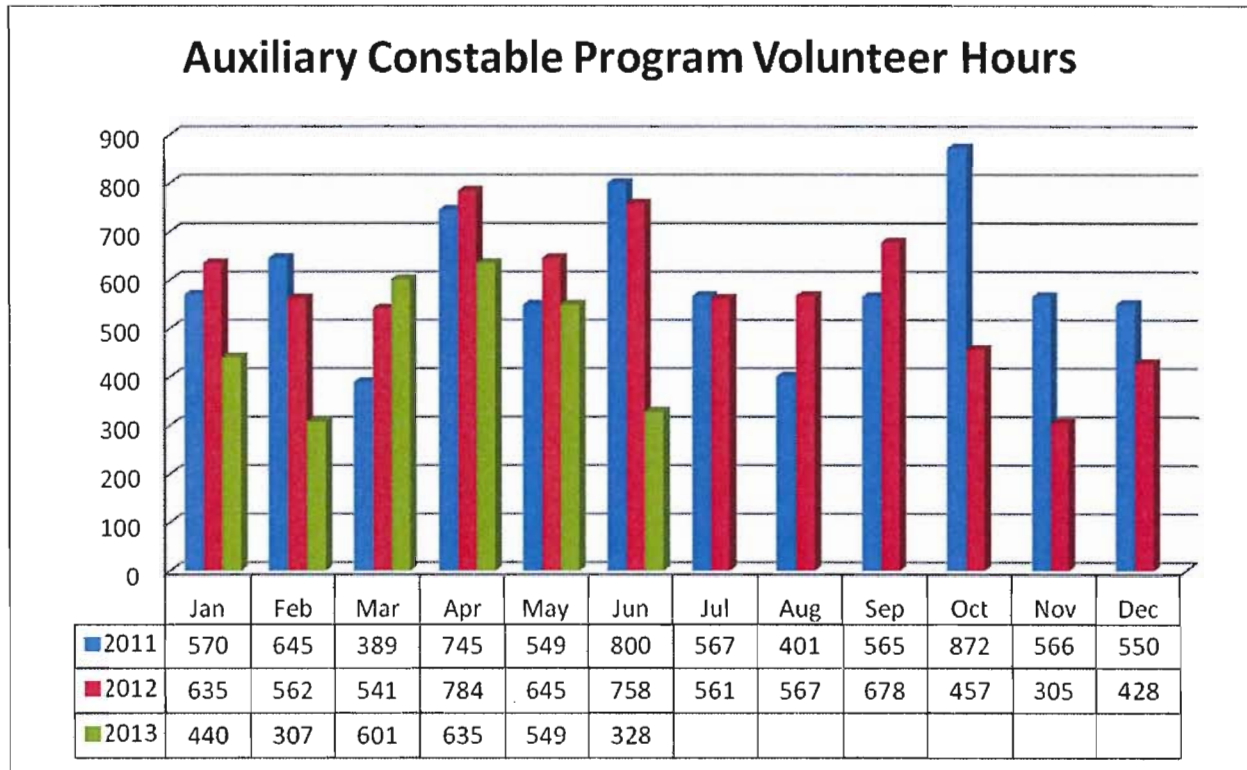
In preparation for the graduation students were asked to write a brief essay about the important life lessons they had learned. Ten year old Sara Jones was one of three students selected to share their essays with their classmates and family members in attendance. Sara wrote about the importance of not giving in to negative peer pressure, the dangers and health risks associated to smoking cigarettes and bullying.

DARE provides children with the information and skills needed to live drug and violence free lives. The program teaches students a decision making model to help them avoid high-risk behaviour and make healthy, informed decisions throughout their lives. This enables students to grow up healthy, safe and secure.

**Auxiliary Constables**

As of June 2013, Richmond Detachment’s 30 active Auxiliary Constables recorded 2,860 volunteer hours in Training and Patrol Ride-Alongs as indicated in the chart below, which compares the total hours of service for the years 2011, 2012 and 2013.

**Total Volunteer Hours**



Total volunteer hours include community policing activities, as well as hours spent in training, court, and with regular members for ride-a-longs and call-outs.

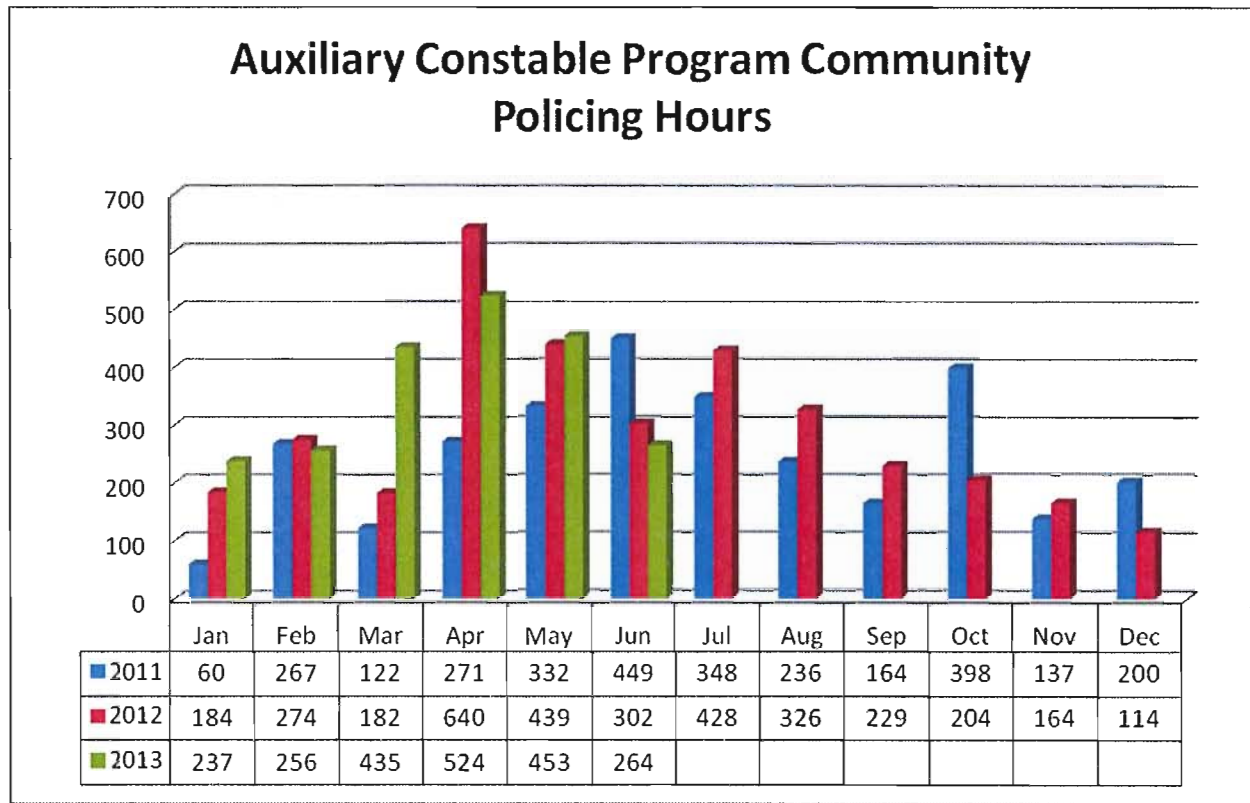
Reductions in hours are due to decreases in Auxiliary Constable Membership. The program loses an average of 4 Auxiliary Constables per year, and has historically added a new troop every 2-3 years to maintain membership. Since 2009, there has been no recruitment, resulting in the current decreased membership. This will be alleviated this year, as a new troop of 19 Auxiliary Constables will start training in September. As a result, there will be significant increases in the total volunteer hours for next year.

**Total Hours (Year to Date) per Volunteer Auxiliary Constable**

January to June	YTD Hours	# of Aux/Cst.	YTD Hrs/Aux Cst.
2011	3,697	37	100
2012	3,924	33	119
2013	2,860	29	99

The Auxiliary Constables continue to dedicate themselves to ensuring that Community Events and Crime Prevention programs are a priority. As of June 2013, the Auxiliary Constables recorded 2,169 Community Policing hours. The chart below compares hours of community policing duties for the years 2011, 2012 and 2013.

**Community Policing Hours**



Community policing hours includes all Crime Prevention Programs and Community Events.

It is of note that although there have been reductions in membership each year (11% in 2012, 12% in 2013), there were still net increases in volunteer hours for our core (Community Policing) hours.

**Community Policing hours (Year to Date) per Volunteer Auxiliary Constable**

Jan to June	YTD Hours	% Increase	# of Aux Cst.	YTD Hrs Per Aux	% Increase Per Aux
<b>2011</b>	1,500		37	41	
<b>2012</b>	2,020	35%	33	61	51%
<b>2013</b>	2,167	7%	29	75	22%

### **Summary of Duties for June 2013**

- Steveston Farmers Market
- Tim Horton's Camp Day
- Law Enforcement Torch Run for Special Olympics
- Richmond Night Markets
- Island City Bike Tour
- Thompson Community Picnic
- Kubota Patrols of Dyke & Trails
- Thompson Skate Night
- Burkeville DAZE
- Hamilton Night Out
- Ships to Shore
- Property Crime Reduction Programs

### **Duties for June 2013**

At the request of other detachments, the following events were attended in June with no impact to Richmond. Auxiliary Constables attending these events did so on a volunteer basis, while ensuring that local commitments were already met and that any costs were borne by the requesting detachment.

- Hats off Parade (assisting Burnaby Detachment)
- Bear Aware Presentation (assisting Coquitlam Detachment)

Similar requests come from time to time when large events are occurring in neighbouring detachments that require additional resources. In return, these detachments assist Richmond by supplying additional Auxiliary Constables for large events such as Ships to Shore and the Salmon Festival.

Auxiliary Constables continue to provide assistance to regular members with Traffic and General Duty shifts, primarily on Friday and Saturday nights, and assisting with Liquor and Bylaw Enforcement Teams. Multi-lingual Auxiliary Constables continue to assist Traffic members, as this provides language translation for pedestrian enforcement, and significantly decreases the time required for each contact.

### **Recruiting**

The security screening process for the new Troop is continuing, with training expected to commence in September 2013. Three Auxiliary Constables for the UBC Detachment program will train with Richmond in an agreement to share the training resources and costs. This amount will be 14% of total costs based on a percentage ratio of UBC Auxiliary Constables to the troop.

## **Community Policing**

### **Block Watch**

There were 178 letters sent to victims and their neighbours, informing them that a residential break and enter had occurred and encouraged them to start a Block Watch group. Similarly, 18 Business Link letters were sent to Richmond businesses that experienced a break and enter during this period. Both residential and Business Link break and enter letters offer crime prevention tips by directing them to the crime prevention web pages and encouraging them to register for email alerts.

There were 36 residential and 17 business break and enter email alerts sent this period to registered Richmond residents and businesses respectively. These emails inform owners that a break and enter has occurred, provides crime prevention information and directs owners to the crime prevention web pages.

### ***The Crime Prevention Newsletter – 2<sup>nd</sup> Quarter 2013***

The Crime Prevention Newsletter was published and distributed on-line. This newsletter is emailed to Block Watch participants and all Richmond residents who have registered an email address. English, Cantonese and Mandarin versions are available at all Community Police Stations, the RCMP Detachment and Richmond City Hall. The Crime Prevention Newsletter is available at: <http://www.richmond.ca/safety/police/news/crprevention-news.htm>. (Attachment 1)

### **Business Link Program**

The Business Link Program was launched on May 27, 2013 with City Centre volunteers visiting the businesses in central and south east Richmond. The volunteers wear a high visibility vest and introduce themselves as station volunteers to the business owner/manager. The volunteers distribute envelopes containing a Business Link letter with contact information for all three community police stations, newsletter, brochure (provided in English and Chinese), and height strips. Once the contact information is obtained from these businesses, the data is entered in the Business Link database and if a commercial break and enter occurs in their neighbourhood, an email alert will be sent out with the details. In June the volunteers visited 70 businesses and contributed 27 volunteer hours.

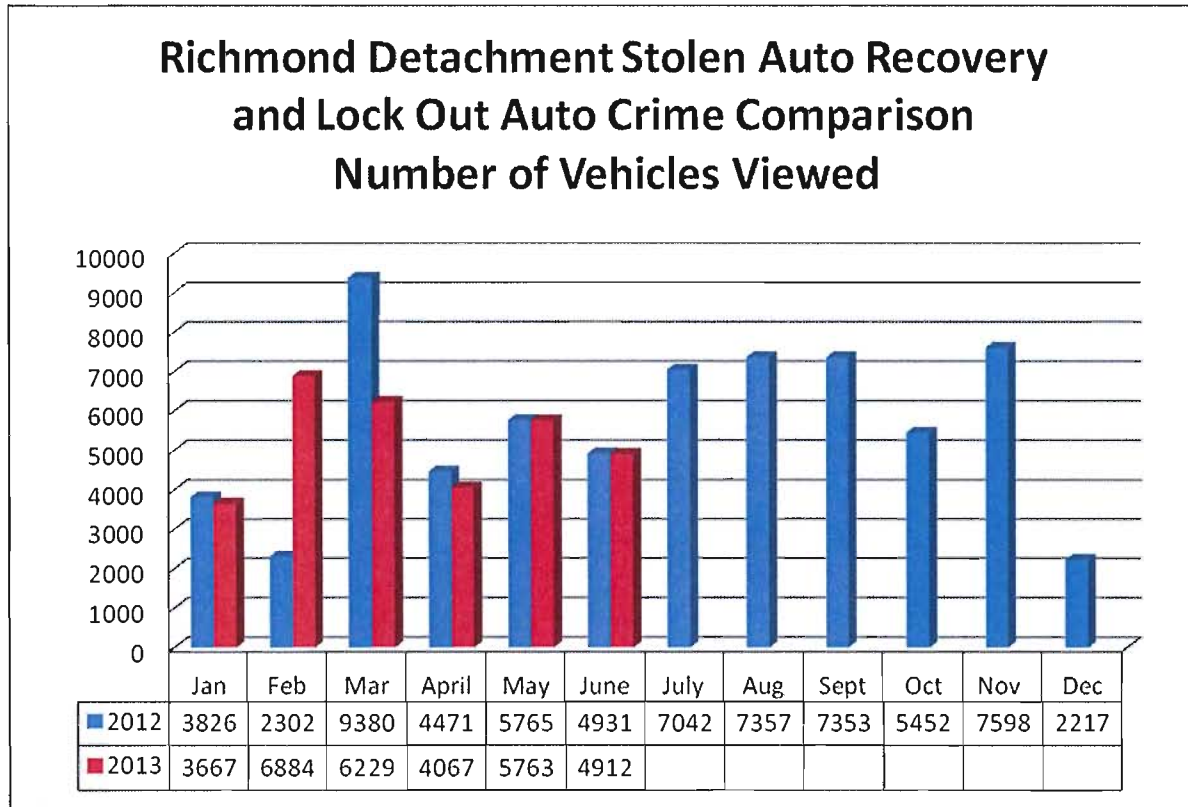
### **Summary of Volunteer Duties**

- Foot patrols & Bike patrols
- City of Richmond's Annual Island Bike Tour
- Graffiti and Litter Clean Up
- Lock Out Auto Crime
- Speed Watch
- Distracted Drivers
- Business Link



**Community Police Stations**

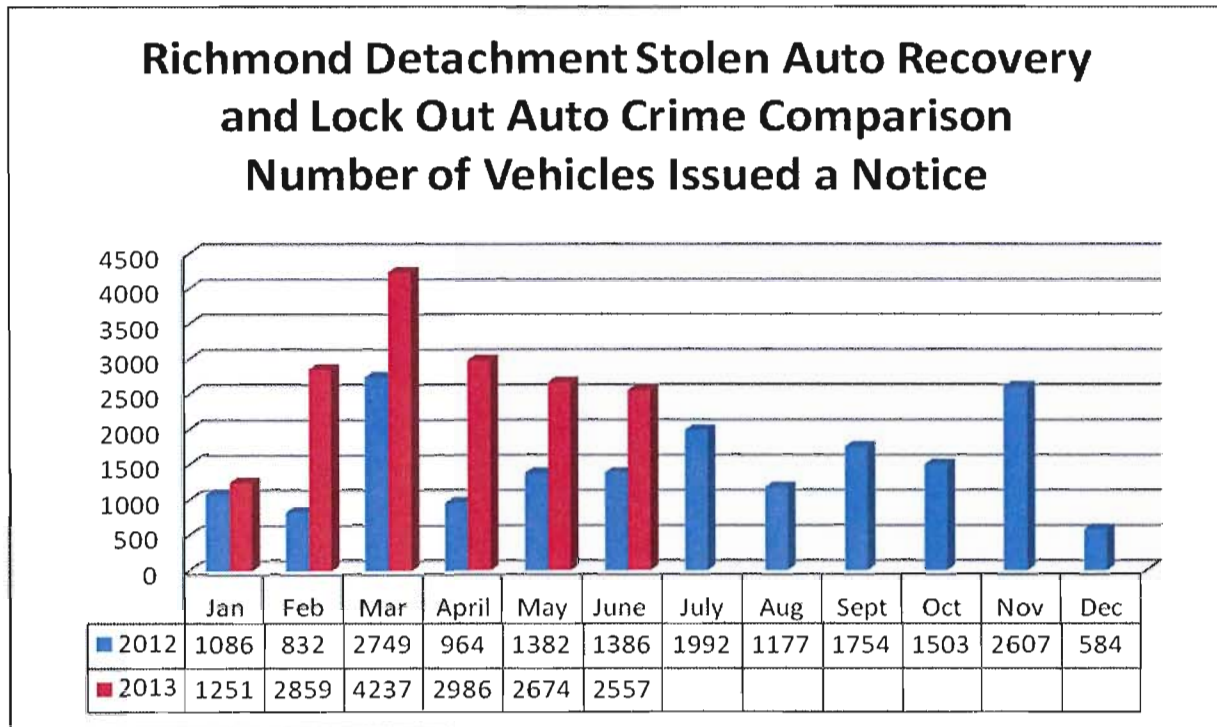
The following charts identify the activities of the Community Police Stations for the month. The numbers fluctuate from month to month as they are primarily driven by manpower increase or decrease. During 2012, this was a transitory period for the CPO’s as staffing resources decreased temporarily and the City Centre station did not start up until mid-year. The numbers for 2013 have increased which reflects new staffing as well as an increase of 25 volunteers and implementation of the City Centre initiatives.



**Richmond Stolen Auto Recovery/Lock Out Auto Crime Notices**

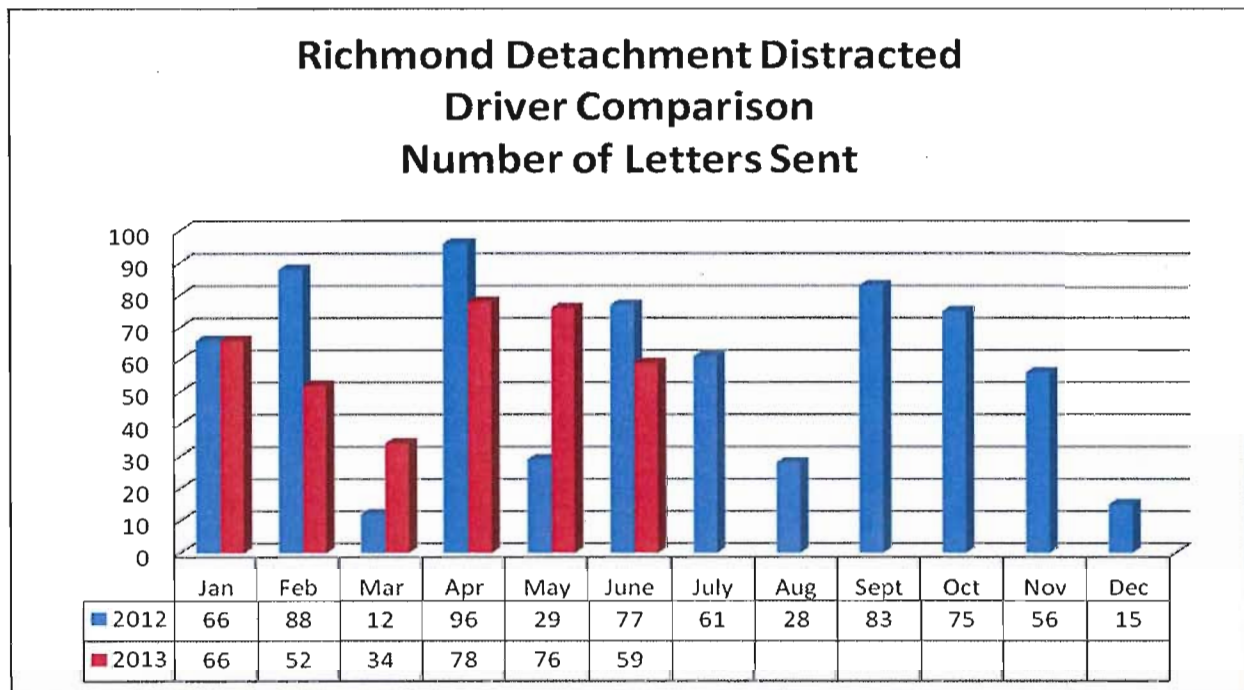
Notices supplied by ICBC are issued by a community volunteer and left on every car in the parking lot. The notice will have the Community Police Station name, crime prevention tips, location and date written on it as well as a list of questions that have been checked yes or no for example:

- Does the vehicle have an anti-theft device? (e.g.: an alarm, immobilizer or steering wheel lock)
- Are there any personal belongings in plain view?
- Is the vehicle locked?
- Have all suitable steps been taken to prevent auto crime?



### Richmond Detachment Distracted Drivers Statistics

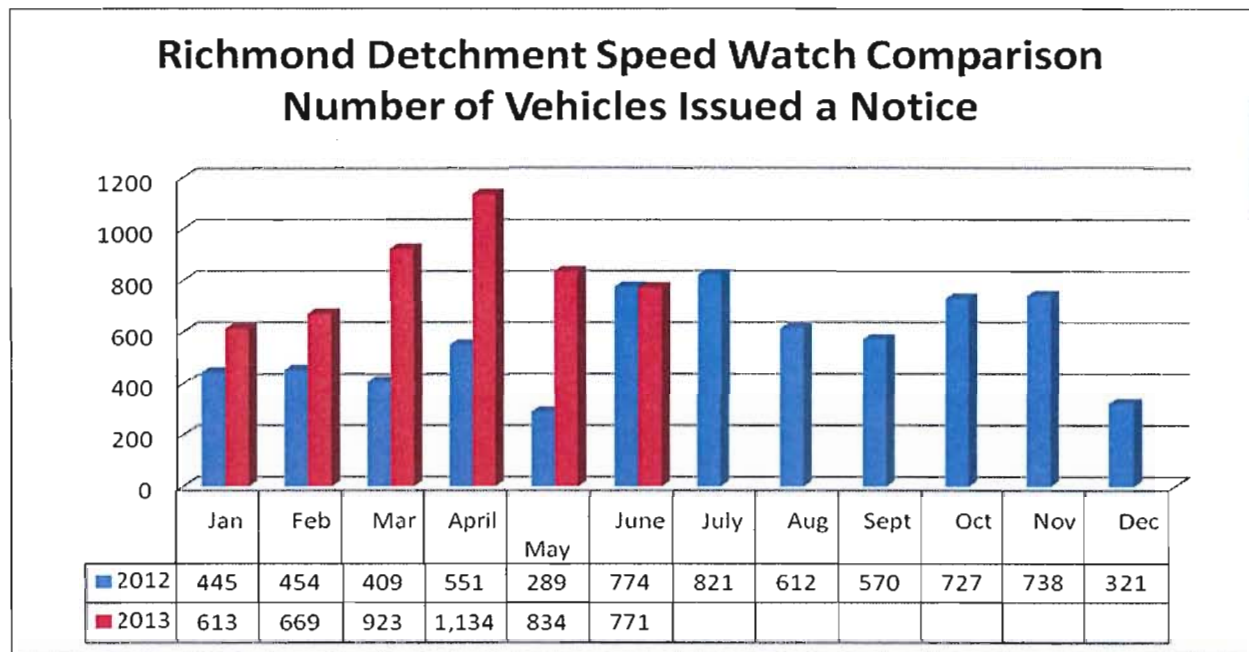
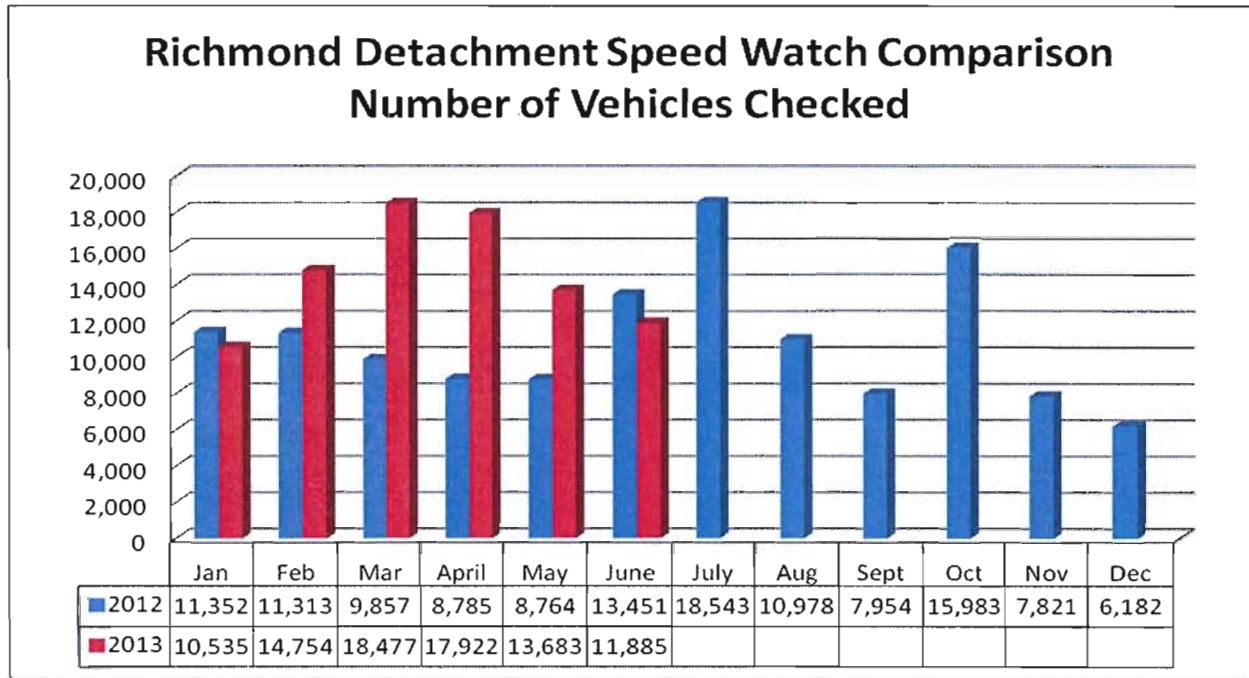
While the volunteers are out doing bike and foot patrols or Speed Watch they notice drivers that are on their cell phones talking or texting, using electronic devices, reading a newspaper and putting on makeup. The registered owner of the vehicle is sent a letter with the date, time and location and type of driving infraction and amount of fine had the driver received a violation ticket.





### Richmond Detachment Speed Watch Statistics

Speed Watch promotes safe driving habits by alerting drivers of their speed in school zones and on busy roadways. Trained volunteers are equipped with radar and speed watch reader board that give driver's instant feedback regarding their speed. Once the volunteers record the licence plate number and the speed a letter is sent to inform the registered owner of the driving infraction including date, time, location and what the penalties would be if the driver had received a violation ticket.



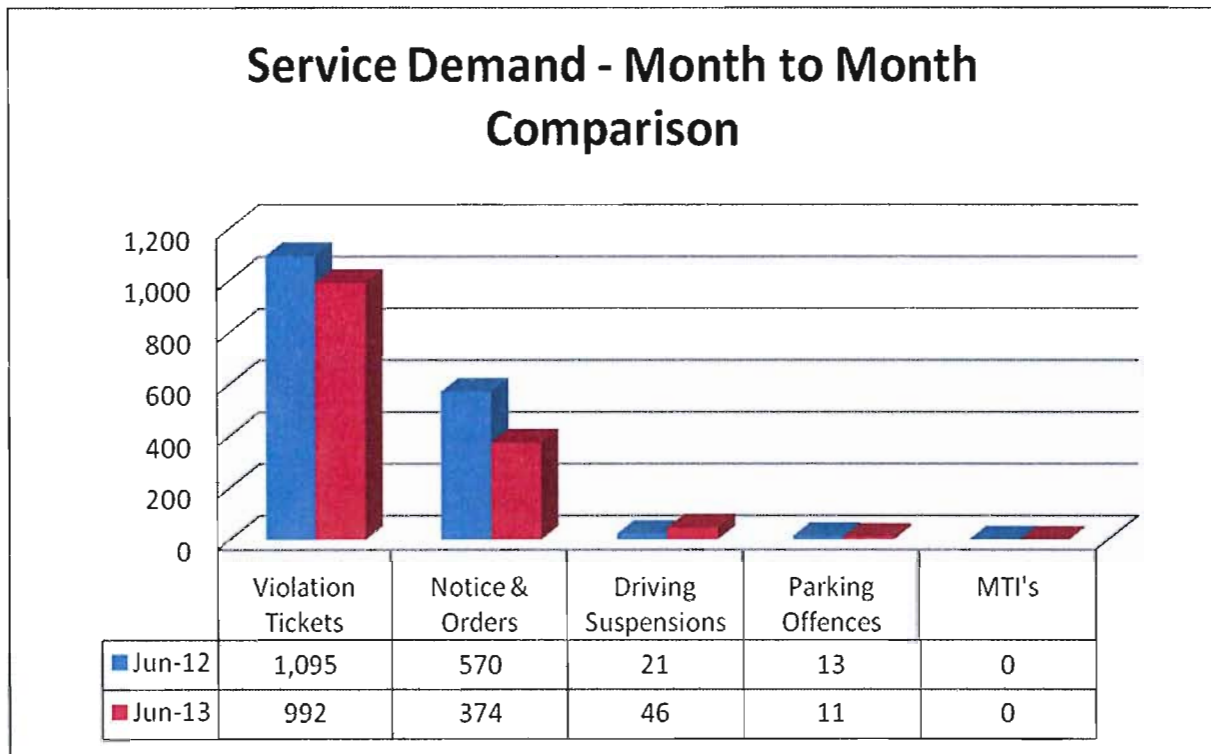
**Volunteer Bike and Foot Patrols**

The main objectives of the Volunteer Bike Patrol and Foot Patrol are to observe and report suspicious activity, abandoned houses, grow operations, graffiti and distracted drivers to police. For January to June, there were 37 bike patrols totalling 333 hours as well as 39 foot patrols for a total of 245 hours. As a result, the volunteers have assisted the general public with directions and general questions, witnessed minor vehicle collisions and offered assistance, reminded jaywalkers to use the crosswalks, noted any distracted drivers and used the palm pilots to run licence plates to see if any vehicles are stolen. The volunteers have attended the night market on Friday and Saturday nights and patrolled the parking lots looking for stolen vehicles and thefts from autos.

**Road Safety Unit**

**Road Safety Unit Service Demand – Month to Month Comparison**

The chart below compares the Road Safety Unit tickets categorized by type for the month of June 2012 and June 2013. In June 2012 there were a total of 1,699 tickets compared to June 2013 which had a total of 1,423; a decrease of 16.24%. Ticket volumes fluctuate from month to month as they are primarily driven by manpower increase or decrease.



**Victim Services**

In addition to an active caseload of 136 ongoing files, RCMP Victim Services provided services to 34 new clients and attended 8 crime and trauma scenes in July. Medical related sudden deaths and family dysfunction dominated the majority of our calls for service.

**Crime Statistics**

Crime Stats – see Appendix “A”

Crime Maps – see Appendix “B”

**Financial Impact**

There is no financial impact associated with this report.

**Conclusion**

The RCMP continues to ensure Richmond remains a safe and desirable community.

A handwritten signature in black ink, reading "Lainie Goddard". The signature is written in a cursive style with a large, looping flourish at the end.

Lainie Goddard  
Manager, RCMP Administration  
(604-207-4767)



### JUNE 2013 STATISTICS

This chart identifies the monthly totals for all founded Criminal Code offences, excluding Traffic Criminal Code. Based on Uniform Crime Reporting (UCR) scoring, there are three categories: (1) Violent Crime, (2) Property Crime, and (3) Other Criminal Code. Within each category, particular offences are highlighted in this chart. In addition, monthly totals for Controlled Drugs and Substances Act (CDSA) offences are included.

The Average Range data is based on activity in a single month over the past 5 years. If the current monthly total for an offence is above average, it will be noted in **red**, while below-average numbers will be noted in **blue**.

Year-to-Date percentage increases of more than 10% are marked in **red**, while decreases of more than 10% are **blue**. Please note that percentage changes are inflated in categories with small numbers (e.g.: Sexual Offences).

	CURRENT MONTH	5-YR AVERAGE	5-YR AVERAGE RANGE	YEAR-TO-DATE TOTALS			
	Jun-13	June		2012 YTD	2013 YTD	% Change	Change in # of Offences
<b>VIOLENT CRIME</b> (UCR 1000-Series Offences)	<b>115</b>	<b>141</b>	<b>125-158</b>	<b>659</b>	<b>622</b>	<b>-5.6%</b>	<b>-37</b>
<i>Robbery</i>	<b>4</b>	10	9-11	73	52	<b>-28.8%</b>	-21
<i>Assault</i>	<b>41</b>	52	45-59	227	227	<b>0.0%</b>	0
<i>Assault w/ Weapon</i>	15	14	12-17	69	56	<b>-18.8%</b>	-13
<i>Sexual Offences</i>	4	4	2-6	28	33	<b>17.9%</b>	5
<b>PROPERTY CRIME</b> (UCR 2000-Series Offences)	<b>582</b>	<b>690</b>	<b>614-765</b>	<b>3623</b>	<b>3538</b>	<b>-2.3%</b>	<b>-85</b>
<i>Business B&amp;E</i>	32	39	28-50	177	232	<b>31.1%</b>	55
<i>Residential B&amp;E</i>	39	39	25-52	321	359	<b>11.8%</b>	38
<i>MV Theft</i>	<b>16</b>	35	21-50	125	126	<b>0.8%</b>	1
<i>Theft From MV</i>	<b>126</b>	171	145-198	938	750	<b>-20.0%</b>	-188
<i>Theft</i>	113	113	102-125	737	634	<b>-14.0%</b>	-103
<i>Shoplifting</i>	<b>85</b>	60	49-70	351	478	<b>36.2%</b>	127
<i>Fraud</i>	<b>33</b>	49	42-57	262	247	<b>-5.7%</b>	-15
<b>OTHER CRIMINAL CODE</b> (UCR 3000-Series Offences)	<b>210</b>	<b>226</b>	<b>193-258</b>	<b>1149</b>	<b>1008</b>	<b>-12.3%</b>	<b>-141</b>
<i>Arson - Property</i>	<b>1</b>	7	5-10	18	9	<b>-50.0%</b>	-9
<b>SUBTOTAL</b> (UCR 1000- to 3000-Series)	<b>907</b>	<b>1057</b>	<b>976-1195</b>	<b>5431</b>	<b>5168</b>	<b>-4.8%</b>	<b>-263</b>
<b>DRUGS</b> (UCR 4000-Series Offences)	<b>77</b>	<b>109</b>	<b>56-162</b>	<b>472</b>	<b>425</b>	<b>-10.0%</b>	<b>-47</b>

Prepared by Richmond RCMP.

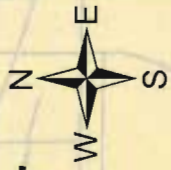
Data collected from PRIME on 2013-07-18. Published 2013-07-18.

This data is operational and subject to change. This document is not to be copied, reproduced, used in whole or part or disseminated to any other person or agency without the consent of the originator(s).

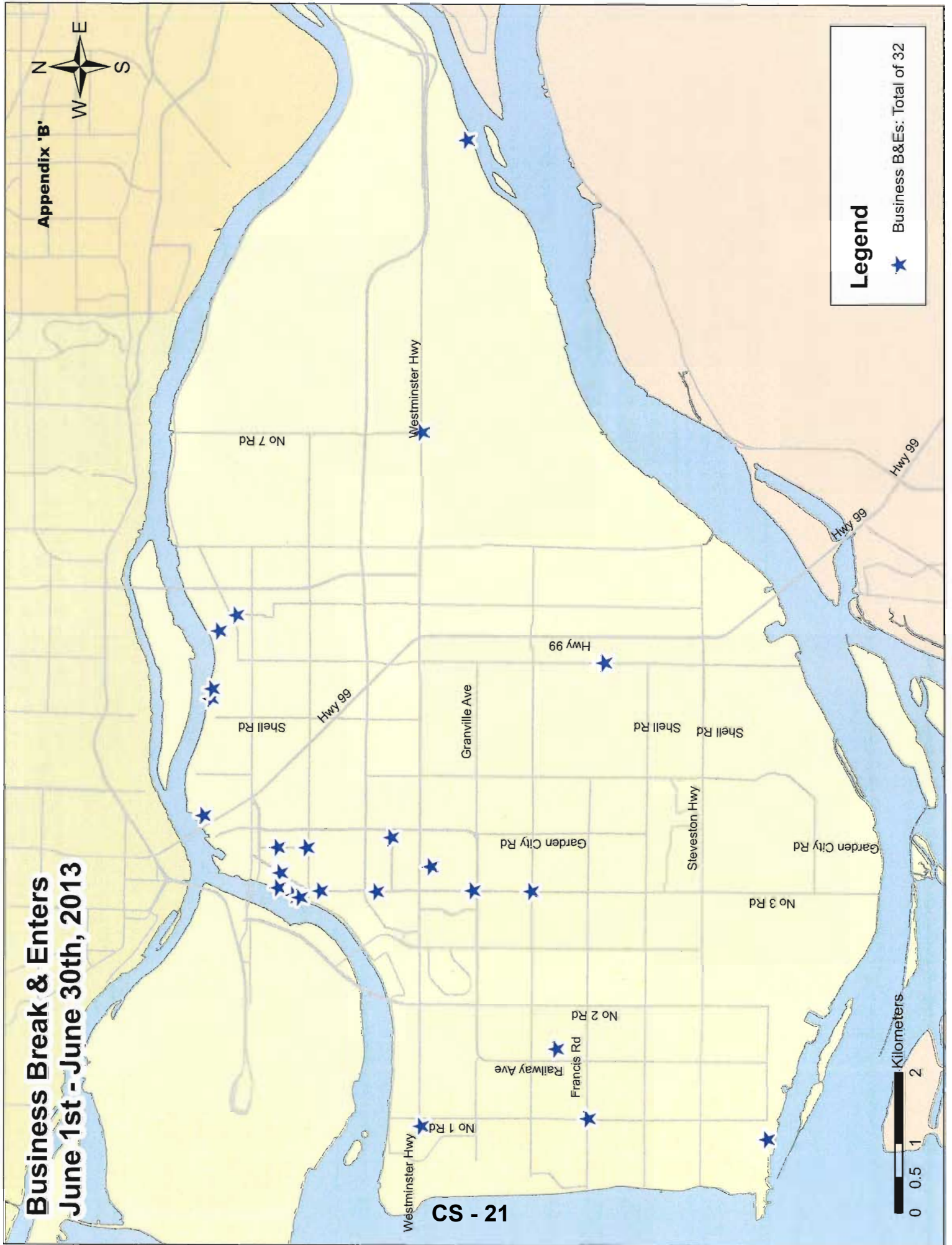


# Business Break & Enters June 1st - June 30th, 2013

Appendix 'B'



CS - 21

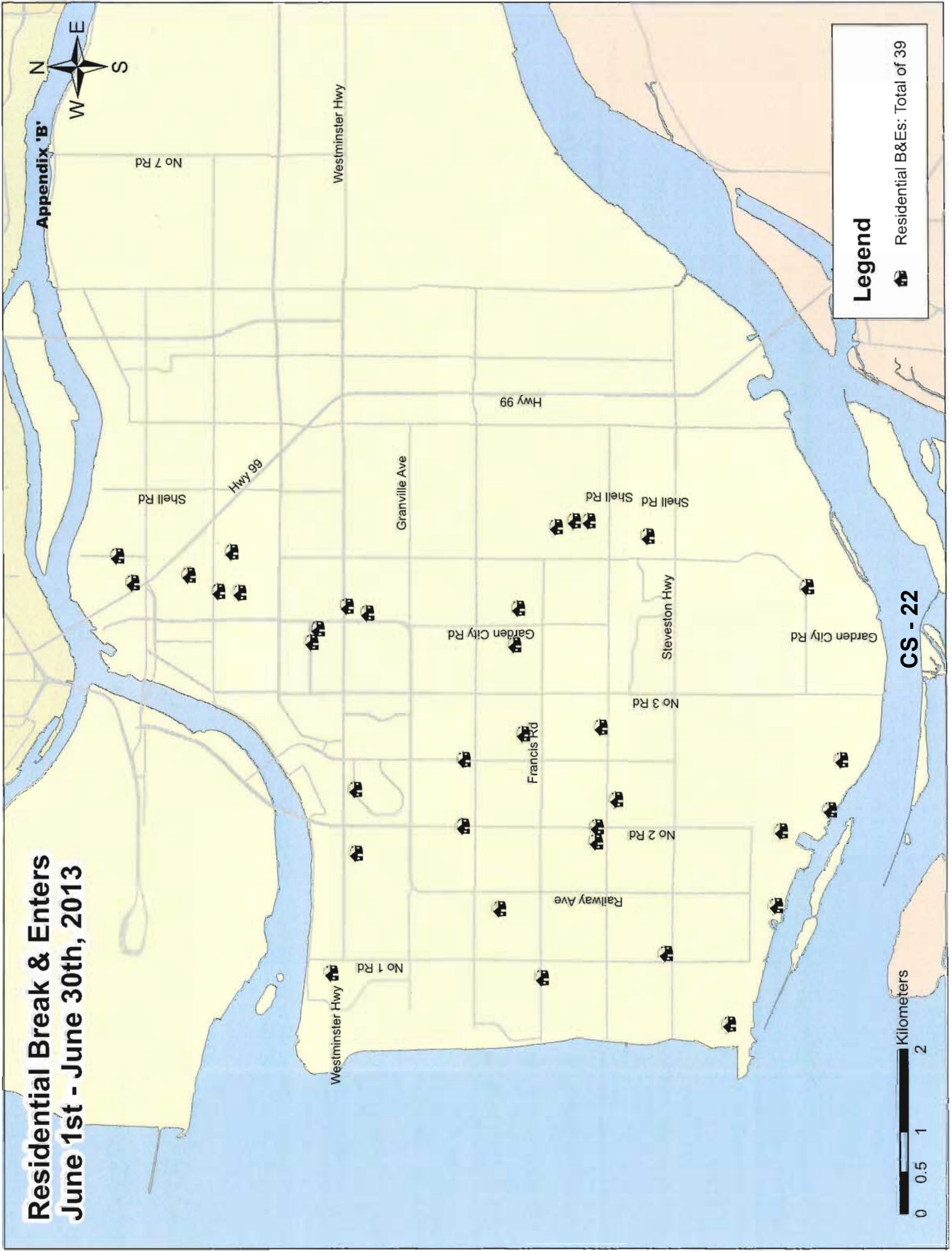


## Legend

- ★ Business B&Es: Total of 32



# Residential Break & Enters June 1st - June 30th, 2013



**Legend**

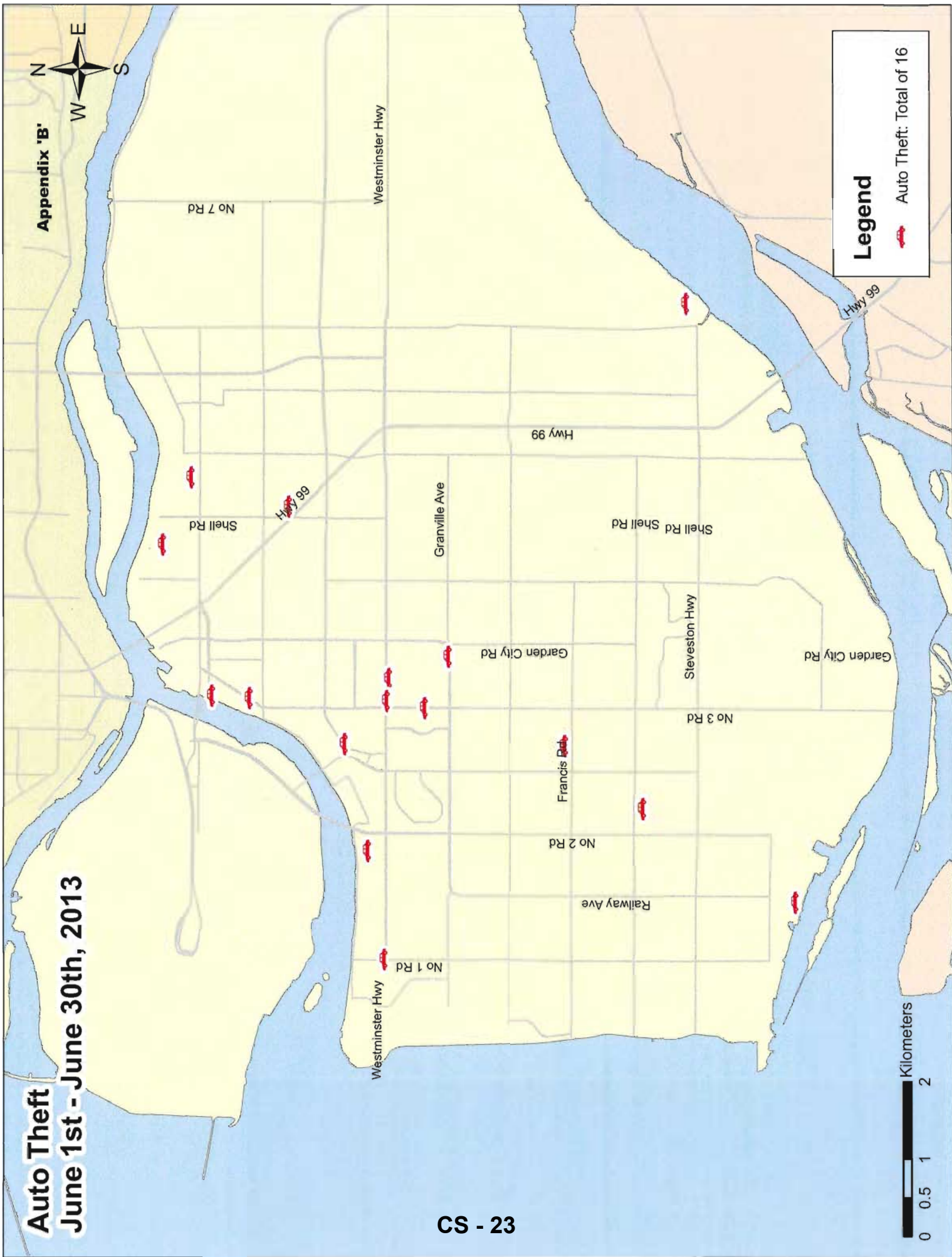
-  Residential B&Es: Total of 39

0 0.5 1 2  
Kilometers




# Auto Theft June 1st - June 30th, 2013

Appendix 'B'



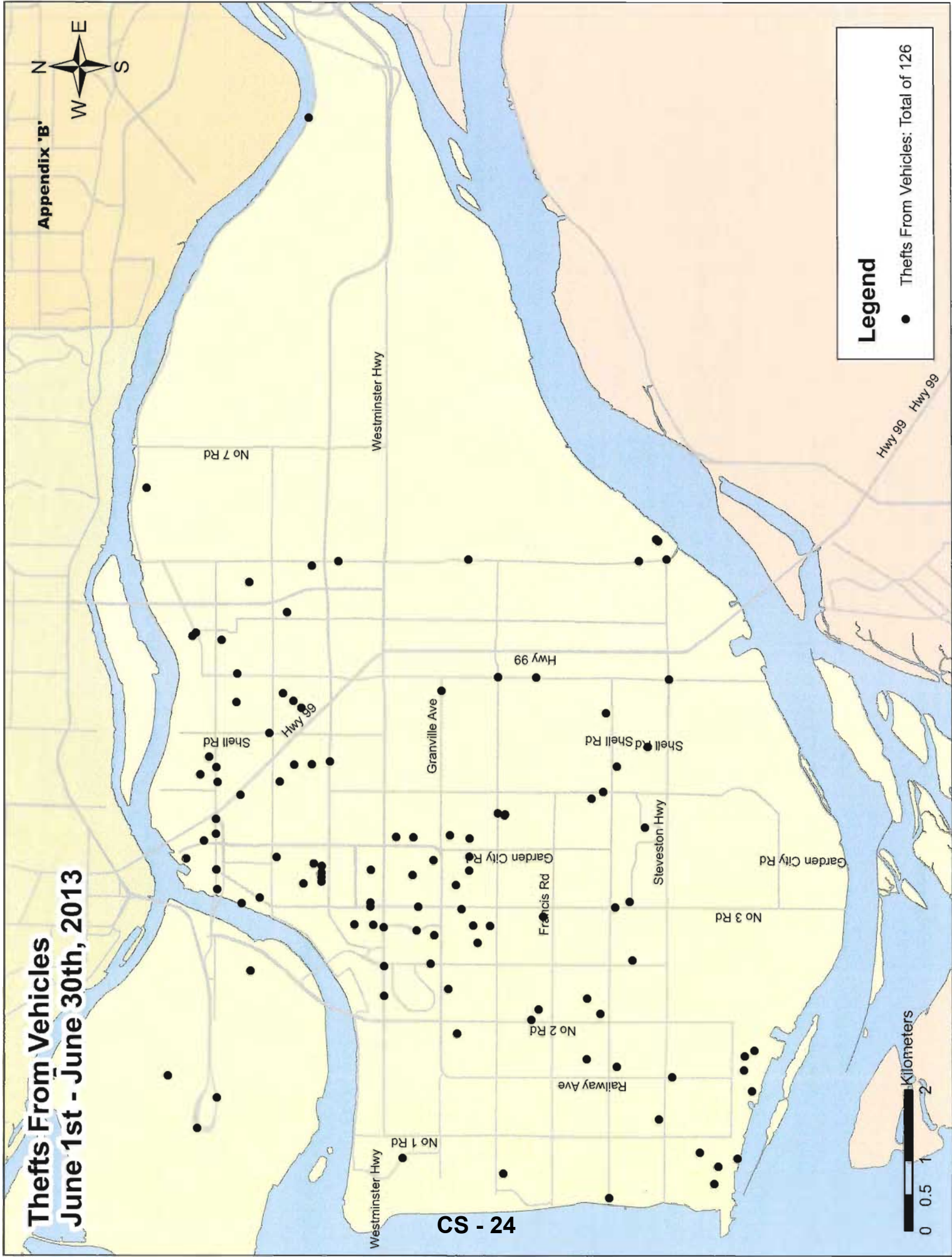
**Legend**

-  Auto Theft: Total of 16



# Thefts From Vehicles June 1st - June 30th, 2013

Appendix 'B'



CS - 24

## Legend

- Thefts From Vehicles: Total of 126





# CRIME PREVENTION

WORKING TOGETHER TO PREVENT CRIME

NEWSLETTER

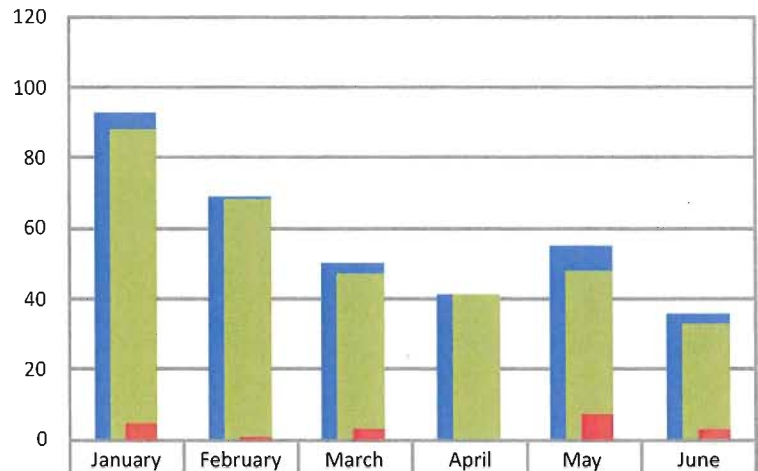
## Residential Break and Enters January–June 2013

### Block Watch works!

Just look at the stats: 87–100% of all residential break and enters in Richmond this year have occurred in *non-Block Watch* neighbourhoods.

Help prevent residential break and enters, start a Block Watch group in your neighbourhood, in your complex, even in your high-rise apartment/condo building.

Visit [www.richmond.ca/blockwatch](http://www.richmond.ca/blockwatch) or call 604-713-2340 for information to start your Block Watch group.




	January	February	March	April	May	June
Total Break and Enters	93	69	50	41	55	36
% in Block Watch Neighbourhood	5%	1%	6%	0%	13%	8%
% in Non-Block Watch Neighbourhood	95%	99%	94%	100%	87%	92%

### Criminals love summer!

All summer long people are outdoors gardening, barbecuing or relaxing. It's easy to forget to close a door or window, but if left open they create an easy opportunity for a thief. Open garage doors are regularly used by criminals to gain access to a home or to steal items from the garage. Once inside, the thief can grab an armful of things quickly, and run off without ever being noticed.

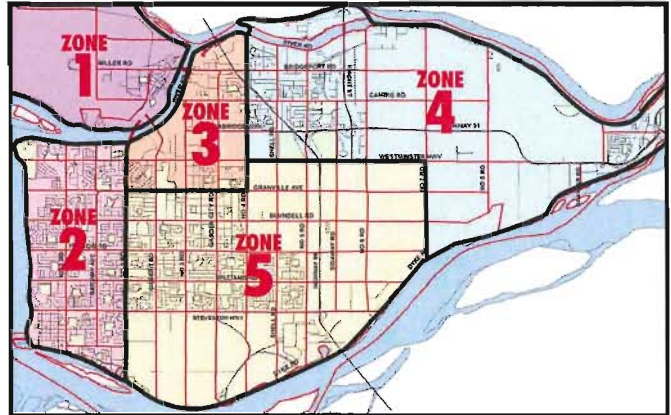
Some criminals will work together during the summer months. One will come to your door and distract you, while the other sneaks into your garage, back yard or home to take whatever they can grab. Be wary of anyone who approaches your front door and don't let them take up too much of your time. Teach your family how to guard themselves and your property and do what you can to ensure a safe and happy summer for everyone.



# Richmond Residential Break and Enters April–June 2011, 2012, and 2013

	Zone 1	Zone 2	Zone 3	Zone 4	Zone 5
<b>April 2011</b>	0	13	4	5	18
<b>April 2012</b>	1	12	11	1	11
<b>April 2013</b>	0	4	12	5	20
<b>May 2011</b>	0	4	6	7	14
<b>May 2012</b>	0	12	6	5	18
<b>May 2013</b>	0	3	10	14	3
<b>June 2011</b>	0	9	6	3	13
<b>June 2012</b>	0	14	4	2	20
<b>June 2013</b>	0	11	9	4	12

## Zone Map



The map outlines the five zones in Richmond. The chart to the left provides details on the number of Residential B&Es that have occurred in each zone.

After a Break and Enter, if your residence/business has been broken into, do not touch anything. If a suspect is present, call 9-1-1. If no suspect is present, call the Police non-emergency number at 604-278-1212. You will be asked for a description and the serial numbers of any stolen items.

Please visit [www.richmond.ca/crime](http://www.richmond.ca/crime) for neighbourhood crime information and [www.richmond.ca/homesafety](http://www.richmond.ca/homesafety) for home security tips.

## Point of Entry Breakdown (June 2013)

- Zone 1** 0 Residential B&E
- Zone 2** 11 Residential Break and Enters including: 4 thru a door; 1 thru an unlocked door; 5 thru sliding doors; and 1 thru a window
- Zone 3** 9 Residential Break and Enters including: 2 thru a door; 1 thru an unlocked door; 5 thru sliding doors; and 1 thru a window
- Zone 4** 4 Residential Break and Enters including: 1 thru a door; 1 thru a window; and two other points of entry
- Zone 5** 12 Residential Break and Enters including: 5 thru doors; 2 thru unlocked doors; 1 thru a sliding door; 3 thru windows; and 1 thru an open window



## Email Break & Enter Alerts

**Email your name and street address to: [blockwatch@richmond.ca](mailto:blockwatch@richmond.ca) to receive an email alert should a residential break and enter occur in your neighbourhood.**



Royal Canadian Mounted Police

